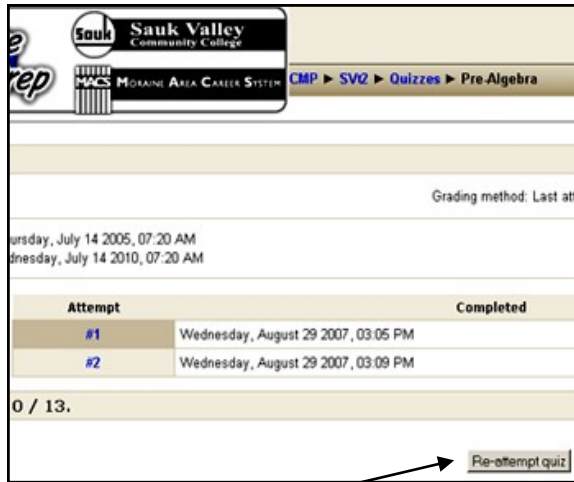
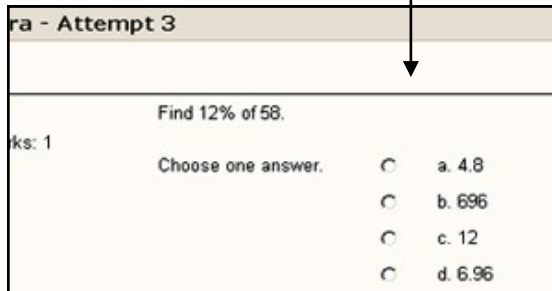


continued...

4. Clicking on the “Continue” button on the left will bring up a page contains all of your attempts so you can see how you have improved.

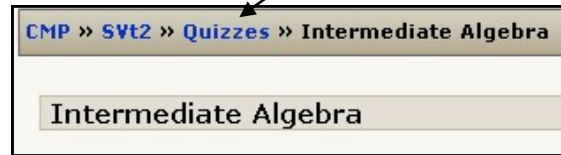


5. Click on the “Re-attempt quiz” Button, you can also re-attempt the quiz from this screen.

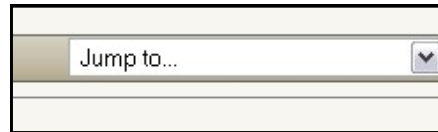


Getting Back Home

1. Once you are finished with your quiz you can get back to the practice quiz list or topic outline by pressing the “Quizzes” text at the top of the page as indicated below.



2. Another option to get back to the topic outline is to select from the drop down menu in the lower right and top right corners of the screen as shown below.



3. When you are finished with your quiz remember to log out by pressing the “SVt2” text as indicated below.



4. Followed by pressing the “Logout” text in the top right corner of that screen as shown below.




Sauk Student Guide

A “How To” guide for College Math Prep

In this brochure:

- Logging in and creating a username and password.
- Submitting tests and learning how to view their results.



Brought to you by Sauk Valley Community College in conjunction with Tech Prep and Moraine Area Career System

First Time Using College Math Prep

continued...

Taking Quizzes

1. As your first step, go to <http://mathprep.svcc.edu> and click on the Sauk Valley Community College link. At the next screen select the "Sauk Open Enrollment" text towards the bottom of the page.

2. **Now create a login name and password.** We suggest using something universal such as your first name and last name altogether lowercase, for example; johnsmith. Then make up a password. See illustration below.



Login here using your username and password:
(Cookies must be enabled in your browser) ?

Username: johnsmith

Password: [masked]

Login

3. Click the "Login" button which will take you to the Edit Profile page.

4. On this page fill out:



Profile Edit profile Forum posts

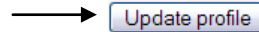
First name: [input field]

Surname: [input field]

Email address: [input field]

- First Name
- Last Name
- Email Address
- City/Town
- Description (put in your class name)

5. Next, click the "Update Profile" button at the bottom of the page.



6. After updating your profile, you will be asked to continue to **check your email for confirmation.**

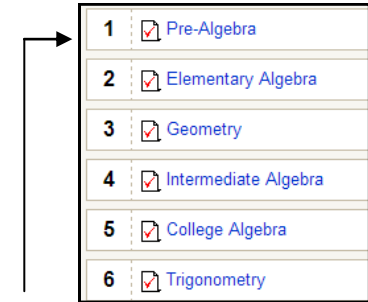
7. You will be prompted to hit the **Continue** button.

8. You should now check your email that you registered with. A confirmation email should be in your email inbox. **Follow the link inside the email.**

9. Hit the **Continue** button once more then use the navigation bar at the top to access your class.



1. Once logged in, you can choose the practice quiz you want to work on, as shown below.



1	<input checked="" type="checkbox"/> Pre-Algebra
2	<input checked="" type="checkbox"/> Elementary Algebra
3	<input checked="" type="checkbox"/> Geometry
4	<input checked="" type="checkbox"/> Intermediate Algebra
5	<input checked="" type="checkbox"/> College Algebra
6	<input checked="" type="checkbox"/> Trigonometry

2. After you have completed your practice exams, you can see how you did by pressing the "Submit all and Finish" button at the bottom of the page.

3. After submitting your quiz you can either scroll down and look at each question individually, or view your test results by the kind of problems or "categories" you received. Some incorrect answers will have feedback explaining the correct answer for that question.

Started on:	Wednesday, August 29 2007, 03:04 PM
Completed on:	Wednesday, August 29 2007, 03:05 PM
Time taken:	15 secs
Raw score:	0/13 (0 %)
Grade:	0 out of a maximum of 13

