

SAUK VALLEY COLLEGE BOARD OF TRUSTEES MEETING  
Third Floor Conference Room, 3L14  
February 11, 1980 7:30 p.m.

REVISED

- A. Call to Order
- B. Roll Call
- C. Written Communications from Visitors
- I Recommended Actions:
  - 1) Addendum to agreement with Illinois Valley
  - 2) Audit recommendation
  - 3) Catalog bids
  - 4) Other items
- E. Old business:
  - 1) Report on utilities
  - 2) Report on grievance meeting
  - 3)
  - 4) Other items
- F. New Business
  - 1) Indo-Chinese Programs
  - 2) Other items
- G. President's Report
  - 1) Minutes of committee meetings
  - 2) Health Department agreement
  - 3) Data Processing clerical assignments
  - 4) Report on SVC graduates
  - 5) Enrollment
  - 6) Other items - Unit Cost Comparison  
Ag Department charge-back
  - 7) North Central report
  - 8) Contracting with business and industry

# MINUTES OF THE SAUK VALLEY COLLEGE BOARD OF TRUSTEES MEETING

February 11, 1980

The Board of Trustees of Sauk Valley College met in regular meeting at 7:30 p.m. on February 11, 1980 in the Board Room of Sauk Valley College, Rural Route #1, Dixon, Illinois.

Call to Order: Chairman Reigle called the meeting to order at 7:30 p.m. and the following members answered roll call:

John Fassler	Kay Fisher
Lorna Keefer	Oscar Koenig
Ann Powers	Juanita Prescott
William Reigle	

Absent: Wade Abed

Minutes: It was moved by Member Fisher and seconded by Member Prescott that the Board approve the minutes of the January 28 regular meeting and the January 24 adjourned meeting. Motion voted and carried.

Illinois Valley Joint Agreement: It was moved by Member Koenig and seconded by Member Fisher that the Board approve the attached addendum to the joint agreement with Illinois Valley which deletes the Agriculture Supply and Service Program. In a roll call vote the following was recorded: Ayes Members Fassler, Fisher, Keefer, Koenig, Powers, Prescott and Reigle. Nays-0. Motion carried.

Recommendation on Auditors: Discussion was held on the employment of an auditing firm for Sauk Valley College. It was moved by Member Keefer and seconded by Member Koenig that the Board approve employing the firm of Lindgren, Callihan, Weaver & Van Osdol to perform the audit for the college for the fiscal year endings June 30, 1980. In a roll call vote the following was recorded: Ayes Members Fassler, Fisher, Keefer, Koenig, Powers and Reigle. Nays-Member Prescott. Motion carried.

Catalog Bids: It was moved by Member Prescott and seconded by Member Koenig that the Board accept the low bid of Pinney Printing Company of Clinton, Iowa for 12,000 catalogs at a price not to exceed \$21,827. In a roll call vote the following was recorded: Ayes Members Fassler, Fisher, Keefer, Koenig, Powers, Prescott and Reigle. Nays-0. Motion carried.

Utility Costs: Discussion was held on the attached report submitted to the Board from Dean Robert Edison on utility costs. It was pointed out that the college has substantially reduced both its gas and electric consumption for the past several years and yet the unit cost of these services continue to soar.

Indo-Chinese  
Programs:

Dr. Frank Pintozzi presented the attached report to the Board on the increased courses being offered to meet the needs of Indo-Chinese refugees in the district. He noted that this instruction involves a lot of tutoring and the tutoring and instructional materials budget for the Academic Skills Department is being rapidly depleted.

President's  
Report:

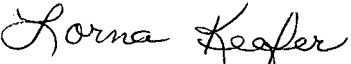
Dr. Cole reported on the committee meeting minutes, the use of the Whiteside County Public Health Department facilities, Data Processing clerical positions, charge-backs for agriculture students, the job placement report for 1978-79, the cooperative program proposed for SVC and business and industry, spring enrollment which shows 3,225 students for 21,932 hours (as compared to last year's figures of 3,078 students for 20,594 hours). The attached unit cost comparison showed SVC cost per hour at \$66.57 as compared to the state average of \$70.89.

Adjournment:

Since there was no further business, it was moved by Member Powers and seconded by Member Koenig that the Board adjourn. The next regular meeting will be 7:30 p.m. on February 25, 1980. In a roll call vote, the following was recorded: Ayes Members Fassler, Fisher, Keefer, Koenig, Powers, Prescott, and Reigle. Nays-0. Motion carried.

The meeting adjourned at 8:34 p.m.

Respectfully submitted:

  
\_\_\_\_\_  
Lorna Keefer, Secretary

# SAUK VALLEY COLLEGE

RURAL ROUTE ONE,

DIXON, ILLINOIS 61021

DATE February 11, 1980

## MEMORANDUM

TO: Sauk Valley College Board of Trustees

FROM: Dr. George E. Cole

SUBJECT: Cooperative Agreement with Illinois Valley

The attached addendum to our joint agreement deletes the Agriculture Supply and Service Program from the agreement, as Illinois Valley will be pursuing their own program as of Fall, 1980.

RECOMMENDATION: Board approval of the attached addendum to the cooperative agreement with Illinois Valley Community College.

mv

# SAUK VALLEY COLLEGE


RURAL ROUTE ONE,

DIXON, ILLINOIS 61021

DATE January 30, 1980

## MEMORANDUM

TO: Dr. Cole

FROM: Jim Strickland 

Attached is an addendum to our Joint Cooperative Agreement with Illinois Valley Community College, for the Agriculture Supply and Service Program.

This addendum deletes the Agriculture Supply and Service Program from the Agreement.

Illinois Valley Community College will be pursuing their own program in the Fall of 1980.

Would you please seek Board approval for this Addendum at the February 11, 1980 meeting.

lm  
enc

ADDENDUM TO THE JOINT AGREEMENT  
BETWEEN  
ILLINOIS VALLEY COMMUNITY COLLEGE  
AND  
SAUK VALLEY COLLEGE

This amendment to the Joint Education Agreement between Illinois Valley Community College and Sauk Valley College is entered into this first day of August, 1980, for the deletion of the Agriculture Supply and Service Program.

BY: SAUK VALLEY COLLEGE

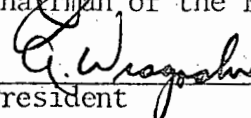
The deletion of the Agriculture Supply and Service Program from the Joint Agreement will be effective on the date above.

Conditions, agreements, and other exigencies covered within the agreement entered into by both parties shall be in effect for this addendum agreement.

IN WITNESS THEREOF, the parties hereto have executed this agreement as of the date and year first above written.

BOARD OF TRUSTEES  
COMMUNITY COLLEGE DISTRICT NO. 513

  
Chairman of the Board of Trustees

  
President


ATTEST:

Dianne E. Dagrault

DATE: January 24, 1980

BOARD OF TRUSTEES  
COMMUNITY COLLEGE DISTRICT NO. 506

Chairman of the Board of Trustees

  
President

ATTEST:

DATE: February 1980

February 5, 1980

TO: BOARD OF TRUSTEES

FROM: Robert Edison *Bob*

RE: Board Meeting, February 11, 1980.

In accordance with past practices I have normally brought to the Board of Trustees a recommendation to employ an auditing firm over a period of time if the services and the costs were acceptable on a year-to-year basis with the Board of Trustees.

At the time of the last recommendation I indicated that the complexity of our organization was becoming such that the college should consider the retention of an acceptable auditing firm for a longer period of time rather than to change with short regularity, thus causing a new firm to educate itself at the time and expense of the college per se. Over a period of time the auditing requirements are adjusting themselves to the point that a firm is responsible for federal requirements on such items as E.O.G. and B.E.O.G. and Work Study Funding, all of which are directly related to federal regulations. In reference to the college, time and experience are beneficial also as related to the auditing requirements for the Illinois Community College Board, the accounting manual regulations, inventory and financial records, disadvantaged grant auditing, student attendance requirements, and the basic internal auditing and internal control which is highly desirable on a normal basis as questioned during our last audit.

In the past year the ICCB has also issued written auditing requirements for the business office and the external auditor related to manuals pertaining to the records and auditing of (a) Unit Cost procedures, (b) Apportionment Claim procedures, and (c) Capital Projection procedures.

Based on the foregoing I feel that it is appropriate at this time to consider the employment of the current auditing firm in reference to the Sauk Valley College audit which would be due for the period ended June 30, 1980.

RECOMMENDATION: Board of Trustee approval to employ the auditing firm of Lindgren, Callihan, Weaver & Van Osdol to perform the audit for Sauk Valley College for the fiscal year ending June 30, 1980. This recommendation carries the assumption that the agreement would basically encompass a period of not less than three (3) years contingent upon the Board of Trustees being wholly satisfied with the performance of the auditors and the audit costs chargeable to Sauk Valley College.

RE:fsb

# SAUK VALLEY COLLEGE

RURAL ROUTE ONE,

DIXON, ILLINOIS 61021

DATE February 11, 1980

## MEMORANDUM

TO: Sauk Valley College Board of Trustees

FROM: Dr. George E. Cole

SUBJECT: Catalog Bids

The attached memorandum from Ralph Gelandner demonstrates that the low bid for printing the 1980-82 SVC catalog was received from Pinney Printing Company of Clinton, Iowa (parent company for Rock River Valley Printers of Sterling, IL) in the amount of \$21,827. This low bid represents a 43% increase over the low bid of two years ago and significantly exceeds the amount of money budgeted for this purpose.

Efforts will be made to cut back slightly on the actual number of catalog orders and perhaps reduce the bill by \$2,000 or \$3,000 (we have the latitude of exercising a 10% reduction in the number of actual books delivered).

We are requesting Board approval on this low bid so that we can proceed with haste so that the catalogs will be ready for the North Central visitation in March.

RECOMMENDATION: Board approval to accept the low bid of \$21,827 for 12,000 catalogs from Pinney Printing Company of Clinton, Iowa.

mv



# SAUK VALLEY COLLEGE

RURAL ROUTE ONE,

DIXON, ILLINOIS 61021

DATE February 11, 1980

## MEMORANDUM

TO: Dr. George E. Cole

FROM: Ralph Gelandner

SUBJECT: 1980-82 SVC CATALOG BIDS

On Wednesday, January 30, I opened and recorded bids submitted for the printing of the college's 1980-82 catalog. The following bids were received after the publication of appropriate legal notice last month in the Dixon Evening Telegraph and Sterling Daily Gazette.

<u>COMPANY</u>	<u>12,000 CATALOGS</u>	<u>15,000 CATALOGS</u>
Pinney Printing Company Clinton, Iowa Parent company for: Rock River Valley Printers (Sterling, Illinois)	\$21,827	\$25,576
A. C. Johnson Press Rockford, Illinois	\$23,930	\$28,145

I am attaching copies of each of the two bids submitted as well as copies of the legal notice and the printing specifications which I prepared.

## RECOMMENDATION:

I recommend approval of the low bid of \$21,827 submitted by Pinney Printing Company, Clinton, Iowa dba Rock River Valley Printers, Sterling, Illinois, for an order of 12,000 catalogs.

RG:la  
Attachments



ROCK RIVER VALLEY PRINTERS, INC. 1208 East Fourth Street, Sterling, Illinois 61081 • Phone (815) 626-2727

January 29, 1980

Sauk Valley College  
R.R.#1  
Dixon, Illinois 61021

Sirs:

We are pleased to submit the following quotation for the printing of your 1980-81 Student Catalog.

12,000 or 15,000 - 228 Pages 6-7/8 x 10 inches  
108 pages ivory, 120 pages tan - 60 lb. vellum offset  
Cover 65 lb. vellum cover - Approximately 30 halftones  
1 color black - cover 2-color, 1 side - perfect bound


Delivery April 15th, assuming all copy available immediately.

12,000 - 2-color Cover \$21,827.00	4-color Cover \$22,357.00
15,000 - 2-color Cover 25,576.00	4-color Cover 26,211.00
4-Color Separations Extra	
Additional 4-page Section - ADD \$95.00 per page.	

We will look forward to working with you again on your catalog.

Very truly yours,

Robert W. Leedham



# h.c. JOHNSON PRESS

INC.

January 24, 1980

Sauk Valley College  
Route 1  
Dixon, IL 61021

Attn: Mr. Ralph Gelande  
*We are pleased to submit our quotation based on the following specifications:*

DESCRIPTION: Catalog

QUANTITY: 12,000/15,000

SIZE, FLAT: 13-3/4 X 10

NUMBER OF PAGES: 228 + cover

PAPER STOCK: BODY, 60# Nekoosa Ivory (108 pages) plus tan (120 pages)  
COVER, 65# Nekoosa Ivory Vellum

TYPESETTING: We do ART WORK: Furnished KEYLINE: We do

CAMERA WORK: We do

COLOR SEPARATIONS: Not applicable

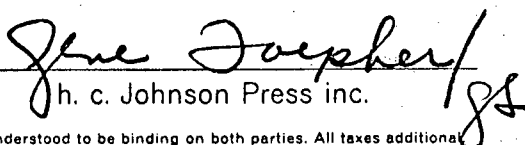
PRESSWORK: Cover - 2 color one side, body one color 2 sides

BINDING: Perfect bind to size 6-7/8 X 10

MISCELLANEOUS: Blueline proof

DELIVERY: 4-15-80

QUOTATION: 12,000 @ \$1,994.17/M = \$23,930.00  
.15,000 @ \$1,876.33/M = \$28,145.00

  
h. c. Johnson Press inc.

Subject to the Printing Trades Customs printed on reverse side of this sheet, which are hereby mutually understood to be binding on both parties. All taxes additional.

Craftsmen of the Graphic Arts . . . 2801 Eastrock Drive, Rockford, Illinois 61125

815/397-0800



## SAUK VALLEY COLLEGE

R. R. 1 Dixon, Illinois / 61021 Area 815 288-5511

January 10, 1980

Dixon Evening Telegraph  
113 South Peoria  
Dixon, IL 61021

Dear Sir

Please publish the following legal notice in your publication on Wednesday, January 16, 1980, and furnish me with a certificate of publication.

The Board of Trustees of Sauk Valley College District No. 506 of Whiteside, Lee, Ogle, Bureau, Henry and Carroll Counties will receive bids for the printing of its 1980-82 college catalog. Please request details from Ralph Gelandner at Dixon, 288-5511.

These bids should be clearly labeled as to content and will be received in the Office of Ralph Gelandner, Sauk Valley College, Rural Route 1, Dixon, Illinois 61021, on or before 10 a.m., Wednesday, January 30, 1980, at which time bids will be opened.

The Board reserves the right to reject any and all bids.

Sincerely

Ralph Gelandner  
Assistant to the President

RG/pre

cc: Dean Robert Edison  
Dr. George E. Cole

## SPECIFICATIONS

### 1980-82 SAUK VALLEY COLLEGE CATALOG

QUANTITY AND DESCRIPTION: 12,000 or 15,000 Sauk Valley Catalogs

SIZE: 228 (estimated) pages, plus cover; 10 inches by 6 7/8 inches. Please cite per page price for additional pages, if needed.

BODY STOCK: 60 pound Nekoosa ivory offset vellum or equivalent (108 pages) and matching brown stock (120 pages).

COVER STOCK: 65 pound Nekoosa ivory offset vellum or equivalent.

TYPE AND TYPESETTING: Clean sans serif type to be established later. (Type to be set in similar style to the type found in the '78-80 Sauk Valley College catalog.) College provides typewritten copy, approximately 30 photographs. Printer provides typesetting, galley proofs.

ARTWORK AND PASTE UP: College provides cover artwork. Printer provides rough dummy, camera-ready paste up and page proofs.

PRESSWORK: 228 page body printed two sides, one color; cover printed one side, two color. (Please provide alternative price for four-color cover.)

NEGATIVES AND/OR PLATES: Provided by Printer.

BINDING: Folded, gathered, perfect bound, flush trimmed to size, packed in cartons.

DELIVERY: F.O.B. Sauk Valley College, Dixon, Illinois by April 15, 1980.

Ralph Gelander  
Assistant to the President

# SAUK VALLEY COLLEGE

RURAL ROUTE ONE,

DIXON, ILLINOIS 61021

8-1  
DATE February 11, 1980

## MEMORANDUM

TO: Sauk Valley College Board of Trustees

FROM: Dr. George E. Cole

SUBJECT: Utility Costs

The attached report from Dean Edison is in response to an earlier inquiry from the Board on utility costs at Sauk Valley College.

I would suggest that this report be reviewed and placed in each Board member's budget file.

mv  
enc.

February 5, 1980

TO: BOARD OF TRUSTEES AND PRESIDENT COLE

FROM: Robert Edison *Bob*

RE: Utility Cost Information for Sauk Valley College.

During the past several years we have been faced with increasing utility costs accompanied by serious reservations as to utility utilization versus dollar cost plus building utilization versus dollar cost. During the past several years there have been numerous actions by the Interstate Commerce Commission and utility company adjustments relative to purchased fuel additions and purchased gas adjustments which directly affects our utility costs. Frequently purchased gas adjustments have been rolled into the unit therm cost which has a tendency to bury the total cost of these increases. There also have been frequent rate increases approved by the Interstate Commerce Commission which have reflected on the unit costs plus the demand charge cost in the case of electrical consumption. These costs have been so adjusted and so frequent that it appears that we have only one common denominator in order to compute the actual cost to the institution for its electricity and its gas consumption with these common units being therms of gas and kilowatt hours of electricity versus dollars charged.

Based upon these units I have utilized 1973-74 as a base year and am submitting herewith the annual utilization and the annual cost for this utilization for each year since 1973-74.

In reviewing this data it is apparent that the college has substantially reduced both its gas and its electric consumption for the past several years, and yet the unit cost of these services continues to soar relative to our utilization. Prime examples of these increases are indicated on both utility tables wherein the unit cost of gas has increased from a low annual increase of 14% to a high annual increase of 35% during the 6-year period. The cumulative increase of 261% using the 1973-74 cost as a base would compute at an annual average increase of 43.5% per year from the base period. By like token the cost of electrical consumption has increased on an annual basis from a low annual increase of 5% to a high annual increase of 20% during the six year period. The cumulative increase of 108% from the 1973-74 base period would compute at an annual average increase of 18% per year above the base period.

TO: BOARD OF TRUSTEES AND PRESIDENT COLE  
FROM: ROBERT EDISON  
RE: Utility Cost Information for Sauk Valley College.

1979-1980 BUDGET POSITION

During the 1978-79 fiscal year the college expended \$88,534 for gas consumption and our budget of \$105,350 for 1979-80 represented a 19% increase over the expenditure of the previous year. During the current six-month period we have expended at the rate of 115% over last years expenditure but cost acceleration has occurred during the past two months. At this time the budget is awfully close to its appropriation but conceivably could be slightly short dependent on the next three months.

The 1978-79 expenditure for electricity totaled \$106,224 and the budget for 1979-80 projected a 16.8% increase to a total of \$124,100. During the past six-month period we are expending at the rate of 115% over last year's cost, but if the gas budget holds for the year I believe that the electricity budget will hold for the year since the two are somewhat related. The electric company recently received a rate increase but the acceleration of electricity costs have not taken place during the past two months as has occurred with the gas.

1980-1981 BUDGET PROJECTION

Based upon publicity and appropriation recommendations submitted through the ICCB and the State Board of Higher Education it is apparent that there will be a continuation in the acceleration of utility costs relative to all users thereof. The recommendation varies between 13% and 18% but would not allow for any excess utilization during the current fiscal year. Based upon our current appropriation and the patterns for the current year one should expect, for 1980-81, a budgeted increase in the cost of gas and electricity to vary between \$37,000 to \$46,000.

-----

Frequently in order to theoretically prove a point some people are prone to compare personnel, salaries, experience, places, facilities, costs, etc., outside the context of the factual data submitted and/or available.

Over a period of the past several years we have submitted several reports involving building costs, staffing, utility usage, etc., but I thought it would also be appropriate at this time to include herein Schedules A and B which represent older ICCB data related to Illinois Community College information on building square footage, building efficiency and enrolment data.

RE:fsb



GAS

	<u>Cumulative Therms Used</u>	<u>Cumulative Dollars Charged</u>	<u>Cumulative Cost per Therm</u>	<u>% Increase over prior year</u>	<u>Cumulative Increase over 1973-74</u>
1973-74	475,121.97	35,813.91	7.54¢	---	---
1974-75	497,336.75	50,852.11	10.2¢	35%	35%
1975-76	483,202.51	63,633.42	13.2¢	29%	75%
1976-77	534,016.01	90,611.96	17.0¢	29%	125%
1977-78	399,124.90	78,480.59	19.7¢	16%	161%
1978-79	381,530.60	85,982.87	22.5¢	14%	198%
1979-80 thru Dec.'79	175,001.90	47,773.55	27.2¢	21%	261%
Dec.1979 only	52,633.00	15,568.19	29.6¢	32%	293%

ELECTRICITY

	<u>Cumulative Demand K.W.</u>	<u>Cumulative K.W.H. Used</u>	<u>Cumulative Dollars Charges</u>	<u>Price/1000 K.W.H. Col. 3÷2</u>	<u>% Increase over prior year</u>	<u>Cumulative Increase over 1973-74</u>
1973-74	11,468	3,616,480	\$ 69,909	\$ 1.93	---	---
1974-75	10,985	3,811,320	88,683	2.32	20%	20%
1975-76	11,695	4,046,120	105,255	2.60	12%	35%
1976-77	11,098	3,937,820	107,763	2.73	5%	41%
1977-78	9,785	3,186,940	103,367	3.24	19%	68%
1978-79	9,182	2,990,960	106,111	3.54	9%	83%
1979-80 thru Dec. '79	5,105	1,484,540	59,564	4.01	13%	108%

Dec. 1979 only	811	237,280	9,854	4.15	17%	115%
----------------	-----	---------	-------	------	-----	------

Table 3

## Illinois Community College Board

## TOTAL PERMANENT SPACE AND SPACE PER STUDENT--BASED ON FALL, 1976 SPACE AND ENROLLMENT DATA

Dist. No.	District/Campus Name	Total Permanent Space Available Fall 1976		Total CSF State Participation	Fall 1976 On-Campus Day FTE	State Approp. CSF/On-Campus Day FTE	Total Fall 1976 Headcount	State Approp. CSF/Headcount
		CSF <sup>a</sup>	NACF <sup>b</sup>					
501	Kaskaskia	163,909	106,297	162,469	1,037	156.67	2,175	74.70
502	DuPage	511,290	335,394	312,584	5,377	58.13	16,146	19.36
503	Black Hawk							
	Quad Cities	343,138	227,845	343,138	3,174	108.11	7,614	45.07
	Kewanee	-0-	-0-	-0-	423	-0-	1,552	-0-
504	Triton	522,831	344,053	522,831	5,927	88.21	19,568	26.72
505	Parkland	417,716	256,804	380,470	3,034	125.40	6,369	59.74
506	Sauk Valley	405,830	220,682	354,790	1,033	343.46	2,864	123.88
507	Danville	115,285	80,783	115,285	1,476	78.11	3,573	32.27
508	Chicago							
	Kennedy-King	673,846	445,464	673,846	3,727	180.80	12,084	55.76
	Loop	-0-	-0-	-0-	2,242	-0-	14,091	-0-
	Malcolm X	521,840	314,862	521,840	2,461	212.04	6,386	81.72
	Harry Truman	420,200	290,300	420,200	1,636	256.85	6,279	66.92
	Olive-Harvey	-0-	-0-	-0-	2,075	-0-	6,506	-0-
	Richard Daley	-0-	-0-	-0-	1,815	-0-	8,107	-0-
	Wilbur Wright	240,170	135,211	240,170	2,623	91.56	11,832	20.30
	Urb.Skills Inst.	146,500	102,515	-0-	108	-0-	33,598	-0-
	City Wide Coll.	-0-	-0-	-0-	-	-0-	-	-0-
509	Elgin	228,730	145,695	204,400	1,790	114.19	5,141	39.76
510	Thornton	460,569	295,011	437,569	2,758	158.65	8,304	52.69
511	Rock Valley	425,376	286,466	392,998	2,549	154.18	7,715	50.94
512	Harper	447,636	286,457	426,000	5,285	80.61	14,613	29.15
513	Illinois Valley	254,180	183,870	254,180	1,681	151.21	3,332	76.28
514	Illinois Central	500,817	353,235	456,830	3,512	130.08	11,681	39.11
515	Prairie State	268,627	170,252	264,595	1,763	150.08	5,571	47.50
516	Waubensee	264,214	174,638	245,590	1,347	182.32	5,038	48.75
517	Lake Land	179,306	145,713	179,306	1,762	101.76	4,133	43.38
518	Carl Sandburg	-0-	-0-	-0-	654	-0-	1,925	-0-
519	Highland	167,200	112,021	158,240	757	209.64	2,122	74.57
520	Kankakee	193,797	139,502	175,894	798	220.42	3,848	45.71
521	Rend Lake	197,426	140,054	177,319	1,094	162.08	1,848	95.95
522	Belleville	229,532	142,963	229,532	2,538	90.44	9,225	24.88
523	Kishwaukee	120,708	79,399	120,708	875	137.95	3,028	39.86
524	Moraine Valley	151,840	104,835	151,840	3,073	49.41	10,448	14.53
525	Joliet	396,674	262,935	396,674	2,829	140.22	8,574	46.26
526	Lincoln Land	306,292	215,947	279,399	2,026	137.91	6,028	46.35
527	Morton	228,642	192,878	222,087	1,542	144.03	3,214	69.10
528	McHenry	142,195	108,130	142,195	580	245.16	2,517	56.49
529	Illinois Eastern							
	Lincoln Trail	90,340	72,819	90,340	568	159.05	1,735	52.07
	Olney Central	138,779	99,668	112,626	837	134.56	3,580	31.46
	Wabash Valley	76,790	53,635	76,790	785	97.82	2,809	27.34
	Continuing Ed.	4,620	3,623	-0-	-	-0-	-	-0-
530	John A. Logan	142,883	92,716	142,883	1,017	140.49	2,859	49.98
531	Shawnee	-0-	-0-	-0-	504	-0-	2,408	-0-
532	Lake County	241,224	159,133	230,024	2,683	85.73	8,997	25.57
533	Southeastern	137,743	94,605	105,743	574	184.22	1,626	65.03
534	Spoon River	146,733	105,758	146,733	494	297.03	1,484	98.88
535	Oakton	-0-	-0-	-0-	2,322	-0-	11,694	-0-
536	Lewis & Clark	81,596	49,485	81,596	1,324	61.63	5,169	15.79
537	Richland	-0-	-0-	-0-	671	-0-	2,715	-0-
539	John Wood	8,577	7,346	-0-	-0-	-0-	1,445	-0-
Total Class I Districts		10,715,601	7,138,999	9,949,714	89,160	111.59	323,570	30.75
601	SCC-E.St.Louis	29,039	19,539	-0-	1,001	-0-	2,260	-0-
Total/Averages-All Dist.		10,744,640	7,158,538	9,949,714	90,161	110.35	325,830	30.54

<sup>a</sup>Gross square feet<sup>b</sup>Net assignable square feetSource of Data: ICCB Records and 1976 RAMP/CC  
cm 5/17/77

Table 15

## Illinois Community College Board

FUNCTION OF SPACE IN COMPLETED PERMANENT COMMUNITY COLLEGE CONSTRUCTION AS OF FALL 1976  
(IN NET ASSIGNABLE SQUARE FEET)

Dist. No.	District/Campus	Classrooms	Laboratories	Office	Study	Special Use	Athletic	General Use	Theater Auditorium	Supporting Facilities	Health	Unclassi- fied	Total NASF	Total GSF	Efficiency NASF/GSF
501	Kaskaskia	12,666	26,309	8,997	18,404	4,971	11,745	15,092	7,866	247	-0-	-0-	106,297	163,909	64.85%
502	DePage	82,063	131,920	44,926	14,149	-0-	16,700	20,569	-0-	25,067	-0-	-0-	335,394	511,290	65.60
503	Black Hawk														
	Quad Cities	26,297	47,077	23,912	26,385	14,711	45,056	29,841	-0-	8,296	1,270	-0-	227,843	343,138	66.40
	Kewanee	-0-	-0-	-0-	-0-	-0-	-0-	-0-	-0-	-0-	-0-	-0-	-0-	-0-	-
504	Triton	64,340	97,541	60,319	25,227	8,639	14,335	64,146	-0-	9,506	-0-	-0-	344,053	522,231	65.21
505	Parkland	41,509	73,527	36,617	25,635	8,755	21,090	43,661	-0-	5,610	400	-0-	256,804	417,716	61.43
506	Sauk Valley	21,668	79,705	24,312	13,100	5,240	11,000	24,262	-0-	6,325	-0-	35,000	220,682	405,830	54.38
507	Downville	3,492	41,419	3,040	-0-	-0-	25,886	2,984	-0-	3,962	-0-	-0-	80,783	113,285	70.07
508	Chicago														
	Kennedy-King	68,589	142,196	64,093	28,488	13,980	56,724	48,424	8,369	13,731	870	-0-	445,464	673,846	66.11
	Loop	-0-	-0-	-0-	-0-	-0-	-0-	-0-	-0-	-0-	-0-	-0-	-0-	-0-	-
	Malcolm X	87,115	20,720	47,329	37,780	26,455	3,300	23,285	3,300	2,235	295	63,048	314,862	521,640	60.34
	Trauman	60,800	56,700	59,300	44,000	-0-	-0-	27,880	-0-	-0-	-0-	41,620	290,300	420,200	69.09
	Oliver-Harvey	-0-	-0-	-0-	-0-	-0-	-0-	-0-	-0-	-0-	-0-	-0-	-0-	-0-	-
	Daley	-0-	-0-	-0-	-0-	-0-	-0-	-0-	-0-	-0-	-0-	-0-	-0-	-0-	-
	Wilbur Wright	18,939	25,930	13,708	13,171	13,864	14,718	9,808	7,263	12,666	144	-0-	135,211	240,170	56.30
	Urban Skills Inst.	14,250	43,900	18,010	8,400	-0-	-0-	-0-	5,655	9,675	2,625	-0-	102,515	146,500	69.78
	City Wide College	-0-	-0-	-0-	-0-	-0-	-0-	-0-	-0-	-0-	-0-	-0-	-0-	-0-	-
509	Elgin	27,647	37,484	15,634	13,656	5,321	16,464	25,272	-0-	4,217	-0-	-0-	145,695	223,720	61.70
510	Thornton	26,122	39,027	20,501	29,505	8,463	20,800	6,985	-0-	13,281	-0-	-0-	164,624	253,643	62.42
511	Rock Valley	37,811	78,235	31,327	41,396	21,644	34,300	32,510	804	8,439	-0-	-0-	235,455	425,376	62.34
512	Harper	41,637	81,773	47,265	32,913	20,170	3,401	49,793	-0-	9,005	500	-0-	285,457	417,525	63.59
513	Ill. Valley	15,585	46,119	18,974	26,897	-0-	32,670	-0-	16,869	6,542	-0-	17,214	133,870	234,150	72.34
514	Ill. Central	72,378	69,129	72,970	33,737	9,103	20,195	46,077	4,200	25,446	-0-	-0-	353,235	522,217	75.33
515	Prairie State	32,032	49,534	25,814	17,285	4,698	10,079	22,770	72	7,644	324	-0-	170,252	262,527	65.33
516	Waubesaee	17,180	64,602	19,425	20,987	12,103	18,226	11,755	4,479	5,881	-0-	-0-	174,638	264,214	65.10
517	Lake Land	32,056	49,954	10,359	23,732	4,414	15,570	6,322	-0-	3,306	-0-	-0-	145,713	173,306	81.26
518	Sandburg	-0-	-0-	-0-	-0-	-0-	-0-	-0-	-0-	-0-	-0-	-0-	-0-	-0-	-
519	Highland	15,013	48,810	9,966	13,678	2,845	-0-	7,272	5,574	8,863	-0-	-0-	112,021	157,200	67.00
520	Kankakee	26,943	36,522	25,161	21,139	6,135	-0-	8,330	-0-	14,972	-0-	-0-	139,502	193,797	71.38
521	Rock Lake	17,568	40,311	16,182	16,447	2,911	13,956	18,939	8,670	5,070	-0-	-0-	140,054	197,426	72.94
522	Belleville	30,304	45,502	21,496	17,815	-0-	15,768	11,532	-0-	546	-0-	-0-	142,953	225,522	62.28
523	Rishwaukee	8,453	28,368	10,433	8,976	5,891	6,704	10,564	-0-	-0-	-0-	-0-	79,399	120,768	65.72
524	Merraine Valley	15,660	23,524	13,328	15,582	7,328	23,789	5,624	-0-	-0-	-0-	-0-	104,835	151,840	69.04
525	Joliet	44,662	93,813	31,939	31,481	14,875	10,292	34,824	-0-	-0-	849	-0-	262,935	396,674	66.28
526	Lincoln Land	31,096	42,445	27,917	29,798	13,754	15,401	38,242	3,214	14,080	-0-	-0-	215,947	366,232	70.39
527	Morton	20,699	42,462	23,206	16,345	5,182	10,963	22,978	2,040	19,188	-0-	29,815	192,878	222,642	82.36
528	McHenry	13,995	39,595	14,650	29,640	9,800	-0-	250	-0-	-0-	-0-	-0-	103,130	142,155	75.34
529	Ill. Eastern														
	Lincoln Trail	14,222	11,868	7,766	6,184	15,266	1,600	9,061	6,702	150	-0-	-0-	72,819	90,349	80.61
	Olney Central	12,094	22,449	12,969	17,088	2,082	10,878	16,249	5,016	843	-0-	-0-	99,653	133,779	71.22
	Wabash Valley	5,372	22,498	5,364	5,743	801	-0-	2,439	7,898	3,520	-0-	-0-	53,635	76,790	69.85
	Continuing Education	-0-	-0-	-0-	-0-	-0-	-0-	-0-	-0-	-0-	-0-	3,623	3,623	4,620	72.42
530	John A. Logan	14,895	17,932	11,434	11,020	3,038	15,523	18,874	-0-	-0-	-0-	-0-	92,715	142,523	64.89
531	Shawnee	-0-	-0-	-0-	-0-	-0-	-0-	-0-	-0-	-0-	-0-	-0-	-0-	-0-	-
532	Lake County	35,547	48,981	26,881	9,982	2,941	4,632	19,165	-0-	11,004	-0-	-0-	159,133	241,224	65.97
533	Southeastern	15,152	20,096	10,108	10,226	1,888	20,031	16,640	-0-	-0-	464	-0-	94,605	137,743	62.52
534	Spoon River	17,096	47,351	11,029	12,809	-0-	-0-	12,368	-0-	4,955	150	-0-	105,758	146,733	72.03
535	Oakton	-0-	-0-	-0-	-0-	-0-	-0-	-0-	-0-	-0-	-0-	-0-	-0-	-0-	-
536	Lewis & Clark	8,018	15,170	12,097	-0-	-0-	144	4,751	4,225	4,006	790	284	49,485	81,596	60.65
537	Richland	-0-	-0-	-0-	-0-	-0-	-0-	-0-	-0-	-0-	-0-	-0-	-0-	-0-	-
538	John Wood	1,080	-0-	4,107	-0-	1,421	-0-	330	-0-	408	-0-	1,231	7,346	8,577	85.65
Total Class I Districts		1,155,245	1,950,818	972,865	769,000	278,679	541,940	769,868	102,216	268,756	8,681	190,504	7,002,672	10,518,880	65.63
601	SCC-E. St. Louis	4,042	-0-	2,775	-0-	-0-	-0-	861	2,096	4,527	333	4,905	19,539	29,039	67.29
Total All Districts		1,159,287	1,950,818	975,640	769,000	278,679	541,940	770,729	104,312	273,283	9,014	195,504	7,022,211	10,547,919	68.63

Source of Data: 1976 RAMP/CC and ICCB Records  
4/15/77Capital Finance & Facilities Report  
May, 1977

lowest

# SAUK VALLEY COLLEGE

RURAL ROUTE ONE,

DIXON, ILLINOIS 61021

7-1  
DATE February 8, 1980

## MEMORANDUM

TO: Dr. Cole

FROM: John Sagmoe

RE: INDO-CHINESE PROGRAMS AT SAUK VALLEY COLLEGE

Attached is a memo from Dr. Pintozzi providing information on the increased courses being offered to meet the needs of Indo-Chinese refugees at Sauk Valley College.

During the past semester, Frank, Karen Pinter, Kit Lillyman, and a number of part-time teachers and tutors have been actively involved in course development for these students. It is also apparent that this will have some effect on our part-time overload budget for the current semester. At the present time, we are still registering students in this area, and a more complete report will be available at a later date.

jmb  
attachment  
cc Frank Pintozzi

Information on Educational and Social Services for the Indo-chinese Refugees In the Sauk Valley College Area.

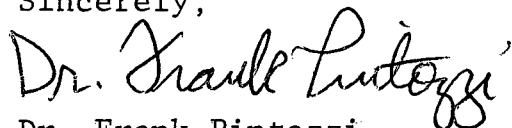
Beginning with the fall, 1979 semester, the Sauk Valley College district has experienced a large influx of Indochinese refugees. Within less than a year, the number of Southeast Asians in our area has more than doubled from 82 in March, 1979 to 215 persons as of January, 1980 (see attached chart). In the near future, more refugee families are expected as church and individual sponsorship increases.

The Academic Skills Center and Adult Learning Center have taken the lead in providing educational services for the refugees. Special English as a Second Language classes are being conducted with teachers like Karen Pinter and tutors instructing in eight different language levels. I coordinated an Indochinese Community Awareness Workshop in late October of 1979 with Mike Seguin (see attached news article) attended by over 75 sponsors, teachers, and school administrators from throughout the district. And last week 14 adult male refugees began a special welding class thanks to the cooperation of CETA, Deans Strickland and Sagmoe and Mr. Frieders, our welding teacher. Many other refugees are busily improving their English skills so they can enter vocational training.

The Indochinese Project under the direction of Wath Symoun of Dixon is also providing vital social services assistance to the refugees in the area. Such needs as translation, outreach counseling, resettlement and relocation, and linkages with community agencies are being coordinated through this project.

Because of this unexpected influx of a new population in our district, the tutoring and instructional materials budget for the Academic Skills department has been particularly strained. One of the missions of the program is to provide supportive services to special district populations. I am also seeking for 1980-81 a larger Indochinese Project to handle the many new refugees in our area. In the meantime, however, I am hoping the Board of Trustees may be able to provide some additional assistance to the ESL program. The small investment in these students will provide English skills for their success in Sauk's training programs. And our community will benefit as well.

Sincerely,

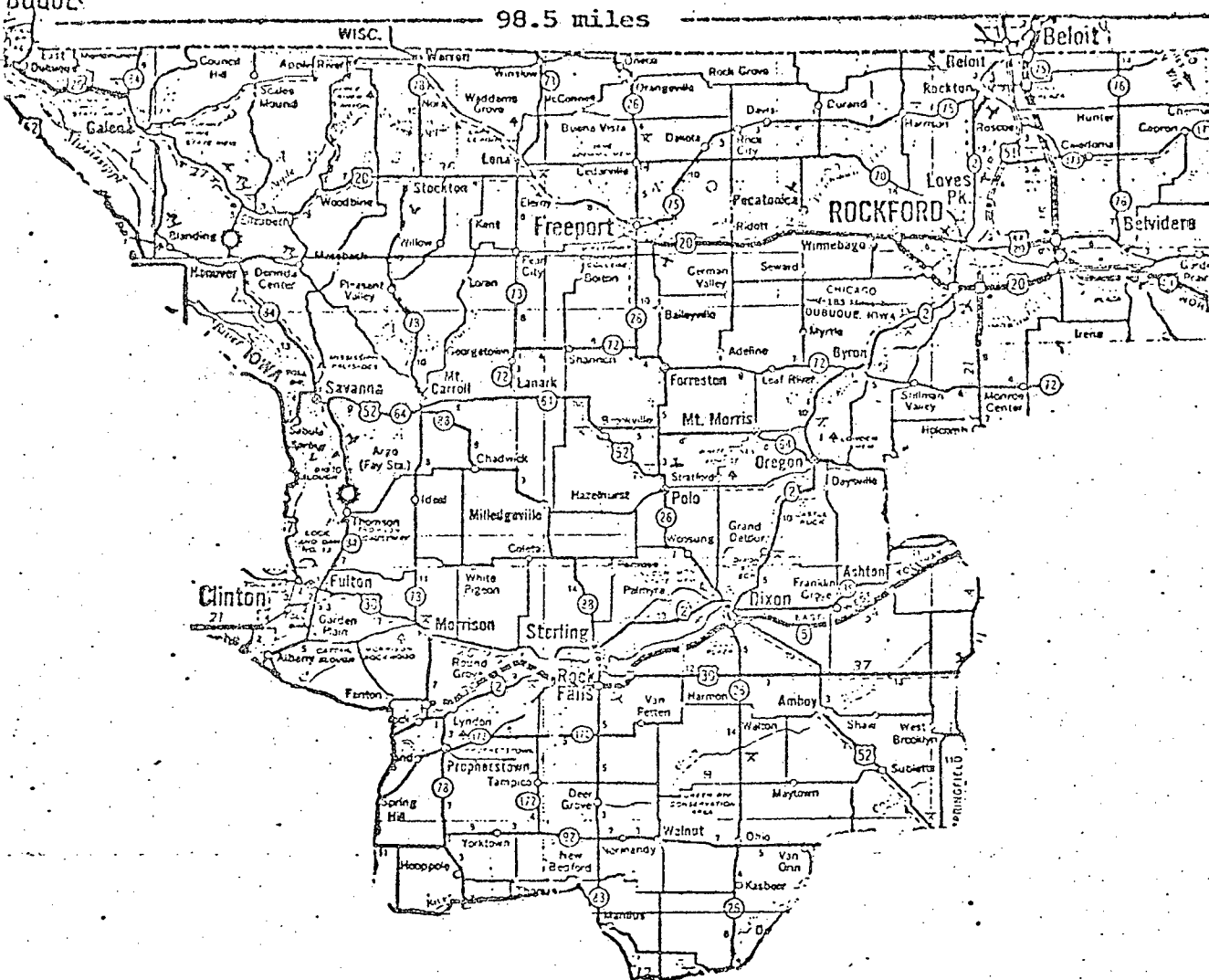


Dr. Frank Pintozzi  
Assistant Dean,  
Learning Skills & Resources

FP/jh

2-7-80

DUQU



CITY	VIETNAMESE		LAOTIAN		CAMBODIAN		TOTAL
	Adults	Minors*	Adults	Minors*	Adults	Minors*	
South Beloit	03	11	00	00	00	00	14
Roscoe	00	00	02	04	00	00	06
Capron	00	00	00	00	02	05	07
Rockford	42	44	145	157	03	03	394
Belvidere	00	00	14	18	00	00	32
Seward	00	00	01	00	00	00	01
Freeport	06	05	06	08	00	00	25
Fulton	00	00	05	04	00	00	09
Morrison	00	00	02	05	00	00	07
Rockfalls	07	08	02	03	00	00	20
Sterling	09	08	00	00	00	00	17
Milledgeville	00	00	02	01	00	00	03
Polo	06	03	00	00	00	00	09
Dixon	04	03	63	76	00	00	146
Franklin Grove	02	02	00	00	00	00	04
TOTAL	79	84*	242	276*	05	08*	694
ADULTS	79		242		05		326
*MINORS (0-18 in School)		84*		276*		08*	368*

# SAUK VALLEY COLLEGE

RURAL ROUTE ONE,

DIXON, ILLINOIS 61021

DATE February 6, 1980

## MEMORANDUM

TO: Dr Cole

FROM: Jim Strickland

SUBJECT: Agriculture Students  
Chargebacks and Cooperative Agreements

### Chargebacks and Cooperative Agreements Number of Students

	1977-78	1978-79	1979-80
Ornamental Horticulture	2	3	3
Veterinary Technology	2	1	1
Agricultural Mechanics	2	1	6
Diesel Mechanics	2	-	-
Agricultural Financing	1	-	1
Horse Science	1	3	-
Animal Science	2	-	1
Agricultural Grain Marketing	1	-	1
	13	8	13

The above information is a summary of the number of Ag students requesting either a chargeback, or known to be using the cooperative agreement for Ag programs at other community colleges.

This information was requested by the Board of Trustees at their last meeting. Unfortunately, the information is inconclusive, since there are small numbers of students involved, and many programs.

We are gathering additional information regarding the expected Ag enrollment for Animal Science, which will be presented to the Board at a later meeting.

lm



# SAUK VALLEY COLLEGE

RURAL ROUTE ONE,

DIXON, ILLINOIS 61021

9.3  
DATE February 11, 1980

## MEMORANDUM

TO: Sauk Valley College Board of Trustees  
FROM: Dr. George E. Cole  
Re: Data Processing Clerical Positions

At an earlier meeting the Board approved filling a Grade III vacancy in the Data Processing area.

After careful consideration, Mr. Clevenger has decided to transfer and up-grade some of his present employees (see the attached) and therefore we are currently seeking a Grade I employee for the Admissions and Records Office.

mv  
enc.

# SAUK VALLEY COLLEGE

RURAL ROUTE ONE,

DIXON, ILLINOIS 61021

DATE February 1, 1980

## MEMORANDUM

TO: Dr. Cole

FROM: Walter Clevenger

I am recommending that the following changes be made as of February 4, 1980:

1. A. Hayner (Grade III) will be moving to the Data Center (Grade III)
2. S. Sword (Grade I) will take the job vacated by A. Hayner (thus changing classification to Grade III)
3. Hire a replacement for S. Sword at a grade I level

ah

# SAUK VALLEY COLLEGE

RURAL ROUTE ONE,

DIXON, ILLINOIS 61021

DATE January 30, 1980

## MORANDUM

Dr. Cole

FROM: Jan Kime JK

RE: Whiteside County Public Health Department

In our nursing program, we have intermittently, used the Health Department facilities without contract. However, they are now requesting that we have a written agreement. I have prepared the agreement, and the Health Department has signed same. Will you affix your signature on the two enclosed copies, return both to me, and I will forward a signed copy to them.

lm

enc (2)

# SAUK VALLEY COLLEGE

RURAL ROUTE ONE,

DIXON, ILLINOIS 61021

DATE February 11, 1980

## MEMORANDUM

TO: Sauk Valley College Board of Trustees

FROM: Dr. George E. Cole

SUBJECT: Unit Cost Comparison by College

Institution	Net Instruction	Full Instruction	Total
Sauk Valley College	\$ 60.53	\$ 65.04	\$ 66.57
Highland Community College	60.92	65.51	87.93
Rock Valley College	62.52	65.03	72.03
Wishwaukee College	62.55	64.08	68.27
Illinois Valley	62.51	65.07	75.40
Black Hawk	76.64	77.99	82.02
State Average	62.10	67.37	70.89

Source - ICCB Unit Cost Analysis for SY '79 - For further details see Table 2, Table 4, Table 6, and Table 8 which are attached

FY 1979 UNIT COSTS PER STUDENT SEMESTER CREDIT HOUR SHOWING NET INSTRUCTIONAL  
COST, FULL INSTRUCTIONAL COST AND TOTAL INSTITUTIONAL COST BY COMMUNITY COLLEGE

DIST NO.	COLLEGE NAME	TOTAL STUDENT CR. HRS	NET INSTRUCTION COSTS	OTHER COSTS	BUILDING REMODELING COSTS	BUILDING DEPR COSTS	FULL INSTRUCTION COSTS	ORGANIZED RESEARCH COSTS	PUBLIC SERVICE COSTS	TOTAL INSTRUCTION COSTS
501	KASKASKIA	40,765	\$ 72.82	\$ 2.37	\$ 0.54	\$ 0.71	\$ 76.08	\$ 0.00	\$ 0.51	\$ 78.60
502	DUPAGE	240,681	71.15	0.64	1.52	0.84	74.18	0.00	3.63	77.82
503	BLACK HAWK	133,972	70.93	0.56	0.00	0.68	72.18	0.00	6.96	79.14
503	BLACK HAWK-QUAD CITIES	113,996	69.92	0.66	0.00	0.57	71.15	0.00	7.48	78.64
503	BLACK HAWK-EAST	19,976	76.64	0.03	0.00	1.31	77.99	0.00	4.03	82.02
504	TRITON	240,441	73.93	0.71	1.46	0.70	76.78	0.00	3.80	80.59
505	PARKLAND	106,562	77.92	0.56	0.00	0.07	78.55	0.61	0.09	80.06
506	SAUK VALLEY	50,015	60.53	3.09	0.00	1.41	65.04	0.00	1.53	66.57
507	DANVILLE	58,852	66.61	2.36	0.00	1.75	70.45	0.00	0.56	71.02
508	CHICAGO CITY COLLEGES	1,593,743	51.63	7.79	0.00	2.81	62.21	0.10	0.63	62.95
508	KENNEDY-KING	92,418	87.25	14.03	0.00	12.13	113.42	0.00	0.64	114.07
508	LOOP	105,888	64.91	8.11	0.00	0.85	73.88	0.01	1.21	75.11
508	MALCOLM X	118,668	71.45	8.12	0.00	0.26	79.83	0.00	0.20	80.03
508	HARRY S. TRUMAN	114,413	59.25	8.12	0.00	8.27	75.66	0.32	1.62	77.61
508	OLIVE-HARVEY	104,677	58.62	8.11	0.00	5.10	71.84	0.00	0.01	71.85
508	RICHARD J. DALEY	78,559	64.55	8.09	0.00	8.20	80.86	0.91	0.01	81.79
508	WILBUR WRIGHT	120,202	63.35	8.12	0.00	0.56	72.03	0.00	0.13	72.17
508	URBAN SKILLS INSTITUTE	731,975	36.85	7.30	0.00	1.42	45.58	0.07	0.30	45.96
508	CITY-WIDE COLLEGE	126,943	49.25	4.42	0.00	0.00	53.67	0.00	2.96	56.63
509	ELGIN	73,427	66.73	2.72	0.14	0.53	70.20	0.00	18.39	88.60
510	THORNTON	125,247	59.87	0.27	0.00	2.79	61.94	0.00	5.30	67.25
511	ROCK VALLEY	97,729	62.52	0.98	0.66	0.85	65.03	0.00	7.00	72.03
512	WILLIAM RAINEY HARPER	197,333	55.23	0.79	0.01	0.85	66.88	0.00	1.38	68.27
513	ILLINOIS VALLEY	66,050	62.51	1.51	0.44	0.60	55.07	0.00	10.33	75.40
514	ILLINOIS CENTRAL	159,596	69.14	0.26	1.20	1.50	72.11	0.00	3.24	75.36
515	PRAIRIE STATE	87,102	70.49	0.56	1.89	2.32	75.26	0.00	4.18	79.45
516	WALTONSEE	62,199	73.55	1.83	0.00	1.81	77.21	0.00	2.25	79.46
517	LAKE LAND	69,120	66.04	1.39	0.00	1.10	68.53	0.00	0.94	69.48
518	CARL SANDBURG	41,405	71.84	0.68	0.00	1.69	74.22	0.00	0.05	75.08
519	HIGHLAND	44,111	60.92	2.25	0.00	2.32	65.51	0.00	22.41	87.93
520	KAWKAKEE	50,661	59.17	1.97	2.20	1.77	75.15	0.00	13.55	88.70
521	RED LAKE	52,581	59.74	1.57	0.00	0.95	62.27	0.00	5.81	68.08
522	BELLEVILLE	147,004	59.05	0.56	0.00	0.33	59.96	0.00	7.19	67.16
523	KISHWAUKEE	46,833	62.55	0.70	0.00	0.82	64.08	0.22	3.96	68.27
524	MORRIS VALLEY	154,866	57.65	0.98	1.46	0.77	60.89	0.00	2.21	63.10
525	JULIET	145,237	65.77	0.63	0.00	0.88	67.29	0.00	7.40	74.69
526	LINCOLN LAND	82,853	79.99	1.01	3.55	1.02	85.58	0.00	1.46	87.04
527	MORTON	48,094	85.92	2.02	0.00	1.01	88.06	0.00	0.78	88.85
528	MC HENRY	44,761	54.15	2.03	0.00	0.69	66.89	0.00	5.73	72.62
529	ILLINOIS EASTERN	164,593	54.75	0.97	0.00	0.81	56.55	0.00	3.35	59.91
529	LINCOLN TRAIL	30,660	51.45	1.24	0.00	0.00	52.71	0.00	1.10	53.82
529	OLNEY CENTRAL	41,333	50.74	1.75	0.00	3.25	55.75	0.00	1.10	56.87
529	WABASH VALLEY	66,579	65.45	0.61	0.00	0.00	66.07	0.00	6.31	72.38
529	FRONTIER	26,011	37.68	0.30	0.00	0.00	37.99	0.00	2.00	40.00
530	JOHN A. LOGAN	47,153	51.41	0.45	1.26	1.69	64.83	0.00	2.72	67.56
531	SHAWNEE	32,433	55.38	0.62	0.00	3.08	59.10	0.00	0.57	59.67
532	LAKE COUNTY	136,331	55.98	1.09	0.00	1.87	68.95	0.06	1.82	70.85
533	SOUTHEASTERN	48,406	58.25	0.79	0.00	1.05	60.11	0.00	1.65	61.76
534	SPOJN RIVER	26,783	94.21	1.77	1.35	1.39	98.43	0.00	1.64	100.08
535	DAKTON	111,411	73.31	2.66	0.00	1.14	76.91	0.00	15.30	92.21
536	LEWIS AND CLARK	71,034	65.64	2.00	0.26	0.48	68.40	0.00	6.15	74.56
537	RICHLAND	28,561	71.35	1.93	0.00	0.00	73.26	0.00	5.86	79.12
539	JOHN WOOD	42,694	62.31	2.25	0.38	0.00	64.94	0.00	1.78	66.73
501	EAST ST LOUIS	23,024	139.62	6.10	0.00	0.00	145.73	0.00	6.33	152.06
	State Average with SCC	4,993,554	62.45	3.25	0.39	1.52	67.73	0.05	3.48	71.26
	State Average without SCC	4,970,530	\$ 62.10	\$ 3.24	\$ 0.39	\$ 1.63	\$ 67.37	\$ 0.05	\$ 3.47	\$ 70.89

**FY 1979 NET INSTRUCTIONAL UNIT COST  
FOR EACH PUBLIC COMMUNITY COLLEGE IN ILLINOIS**

PCS JEGIS	District Name/Campus	Student Credit Hours	Direct Salary	Direct Department Costs	Equipment Costs	Allocated Less O & M	Operation And Maintenance	Building Rental	Net Instruction
501	Kankakee	40,966	\$ 25.17	\$ 9.19	\$ 1.24	\$ 25.93	\$10.74	\$ 0.56	\$ 72.82
502	DuPage	240,601	27.25	9.07	1.15	22.60	10.84	0.26	71.17
503	Black Hawk-District	(133,972)	(26.45)	(12.58)	(0.84)	(21.25)	(9.79)	(0.01)	(70.93)
	Black Hawk-Quad Cities	113,996	26.67	13.14	0.63	20.64	8.85	0.00	69.93
	Black Hawk-East	19,976	25.23	9.39	2.07	24.74	15.13	0.09	76.65
504	Triton	240,441	29.45	5.05	.50	27.62	11.28	0.00	73.91
505	Parkland	106,562	38.46	2.79	3.30	23.14	10.21	0.02	77.92
506	Sauk Valley	50,015	25.49	5.49	0.22	18.83	10.51	0.00	60.53
507	Danville	58,852	27.28	4.54	.73	23.37	10.69	0.00	66.62
508	Chicago-District	(1,593,740)	(23.88)	(2.80)	(0.10)	(19.03)	(5.28)	(0.52)	(51.61)*
	Kennedy-King	92,418	65.34	4.06	0.12	14.50	3.01	.23	87.26
	Loop	105,888	40.10	2.51	0.03	16.63	5.54	0.11	64.91
	Malcolm X	118,668	32.56	3.71	0.04	18.39	16.66	0.10	71.65
	Harry S. Truman	114,413	34.13	1.25	0.15	14.39	9.17	0.10	59.77
	Olive Harvey	104,677	34.46	1.48	0.00	16.64	5.95	0.09	58.62
	Richard J. Daley	78,559	40.25	0.76	0.04	17.19	6.05	0.27	64.56
	Wilbur Wright	120,202	41.08	1.94	0.67	15.63	3.82	0.22	63.36
	Urban Skills Institute	731,975	6.74	2.74	0.06	22.55	3.93	0.84	36.85
	City-Wide College	126,940	26.50	6.16	0.02	15.19	0.68	0.70	49.25
509	Elgin	73,427	34.40	3.05	0.49	21.42	6.64	0.80	66.79
510	Thornton	125,247	30.87	1.25	0.47	14.36	10.95	0.96	58.87
511	Rock Valley	97,729	26.85	3.97	0.79	19.97	10.56	0.39	62.52
512	William Rainey Harper	197,333	26.42	5.72	0.18	21.04	11.31	0.56	65.24
513	Illinois Valley	66,050	30.30	5.82	0.00	14.53	11.86	0.00	62.51
514	Illinois Central	159,596	28.33	9.91	0.64	16.30	13.65	0.30	69.15
515	Prairie State	87,102	31.84	1.69	2.43	22.85	11.60	0.07	70.49
516	Waubesaee	62,199	30.71	1.03	1.24	30.15	9.88	0.56	73.56
517	Lake Land	69,128	25.97	12.97	0.87	17.53	8.71	0.00	66.05
518	Carl Sandburg	41,406	26.34	6.39	1.26	25.59	11.67	0.59	71.85
519	Highland	44,111	24.05	6.95	0.59	20.61	8.52	0.20	60.92
520	Kankakee	50,661	24.72	7.54	1.96	25.16	9.77	0.04	69.20
521	Rend Lake	52,581	28.07	2.09	0.50	15.29	13.68	0.12	59.75
522	Bellville	147,004	26.69	8.44	0.34	15.64	6.60	1.34	59.06
523	Kishwaukee	46,830	29.77	5.17	1.61	17.87	8.13	0.00	62.55
524	Moraine Valley	154,866	25.43	1.30	0.81	20.91	9.14	0.00	57.67
525	Joliet	145,237	28.31	8.83	1.64	16.51	10.48	0.00	65.77
526	Lincoln Land	82,853	34.29	4.93	1.11	27.87	11.51	0.29	79.99
527	Horton	48,094	34.21	7.11	0.81	26.13	16.62	0.15	85.02
528	McHenry	44,761	25.30	4.25	0.00	26.07	8.07	0.46	64.16
529	Illinois Eastern-District	(164,583)	(25.24)	(2.93)	(0.28)	(20.96)	(5.26)	(0.09)	(54.77)
	Lincoln Trail	30,660	26.48	1.53	0.59	15.94	6.93	0.00	51.47
	Olney Central	41,333	24.98	4.96	0.19	14.84	5.79	0.00	50.74
	Wabash Valley	66,579	26.13	2.51	0.30	30.84	5.67	0.00	65.45
	Frontier	26,011	21.89	2.45	0.04	11.34	1.40	0.56	37.69
530	John A. Logan	47,153	26.37	4.42	0.44	21.46	8.72	0.00	61.61
531	Shawnee	32,430	24.66	3.16	0.33	19.33	7.90	0.00	55.39
532	Lake County	136,031	29.96	6.25	0.76	22.57	6.44	0.00	65.98
533	Southern	48,406	25.20	5.12	2.04	16.97	8.94	0.00	58.27
534	Spa...	26,783	32.48	4.23	1.23	38.91	17.09	0.29	94.22
535	Oakton	111,411	28.14	11.59	0.55	21.65	7.51	3.57	73.01
536	Lewis & Clark	71,034	25.16	9.60	0.76	19.66	10.33	0.14	65.65
537	Richland	28,561	27.08	12.17	0.84	35.96	6.83	8.47	91.36
539	John Wood	42,694	6.33	35.31	1.17	17.91	0.00	1.59	62.32
Total State Without SCC		4,970,530	\$ 26.69	\$ 5.34	\$ 0.63	\$ 20.60	\$ 8.37	\$ 0.48	\$ 62.10
601	SCC at East St. Louis	23,024	\$ 39.91	\$ 13.65	\$ 1.00	\$ 64.35	\$14.40	\$ 6.32	\$139.63
Total State With SCC		4,993,554	\$ 26.75	\$ 5.38	\$ 0.63	\$ 20.80	\$ 8.39	\$ 0.50	\$ 62.45

mjk

\*Chicago's Net Instructional Cost Excluding CUSI was \$64.14.

Table 6

FY 1979 UNIT COST ANALYSIS BY EDUCATIONAL SUPPORT AREAS  
FOR EACH PUBLIC COMMUNITY COLLEGE IN ILLINOIS

	STUDENT HOURS	ACCADEMIC ADM & PLAN	LEARNING RESOURCE	STUDENT SERVICES	DATA PROCESSING	GENERAL ADMINISTR	AUXILIARY SERVICES	GENERAL INSTITUTION	TOTAL ALL LOCATED
501 KASKASKIA	40,966	\$ 4.18	\$ 3.73	\$ 5.40	\$ 2.65	\$ 3.52	\$ 0.78	\$ 5.62	\$ 25.92
502 DJPAGE	240,681	3.03	5.26	4.23	2.80	5.22	0.00	2.02	22.60
503 BLACK HAWK	133,972	4.61	2.86	3.65	4.81	3.29	0.00	1.99	21.25
503 BLACK HAWK-QUAD CITIES	113,976	3.79	2.70	3.76	5.50	3.06	0.00	1.60	20.66
503 BLACK HAWK-EAST	12,976	8.13	3.78	3.07	0.89	4.60	0.00	4.24	24.74
504 TRITON	240,441	4.67	3.60	6.17	2.54	3.18	0.47	6.96	27.62
505 PARKLAND	106,562	1.38	4.68	5.05	2.97	4.01	0.00	5.01	23.13
506 SANK VALLEY	50,015	3.24	2.52	5.06	1.77	4.50	0.00	1.53	19.82
507 DANVILLE	58,852	1.65	2.73	7.70	4.44	3.28	0.00	3.54	23.36
508 CHICAGO CITY COLLEGES	1,523,740	3.14	1.48	5.44	0.93	3.97	0.00	4.04	19.03
508 KENNEDY-KING	92,418	2.79	2.93	1.40	1.53	4.50	0.00	1.32	16.50
508 LOOP	105,888	1.07	2.45	7.43	0.93	3.38	0.00	0.53	16.63
509 MALCOLM X	118,658	1.52	2.07	6.64	0.90	2.88	0.00	4.36	18.38
509 HARRY S. TRUMAN	114,413	2.38	1.90	6.35	0.88	2.82	0.00	0.03	14.38
509 OLIVE-HARVEY	104,677	3.15	2.05	6.06	0.89	2.32	0.00	2.14	16.63
509 RICHARD J. DALEY	78,559	3.77	2.59	6.26	0.87	3.47	0.00	0.00	17.19
509 WILBUR WRIGHT	120,202	2.44	2.70	6.77	0.87	2.79	0.00	0.02	15.63
509 URBAN SKILLS INSTITUTE	731,975	2.81	0.84	5.32	0.96	5.10	0.00	7.49	22.54
509 CITY-WIDE COLLEGE	126,940	8.75	0.07	3.25	0.48	2.34	0.00	0.26	15.19
509 ELGIN	73,427	6.00	2.61	4.42	1.49	3.21	0.48	3.09	21.41
510 THORNTON	125,247	0.90	1.67	5.13	2.06	2.81	0.00	1.76	14.36
511 ROCK VALLEY	97,729	3.00	2.82	4.80	1.23	3.85	0.78	2.65	19.97
512 WILLIAM RAINCY HARPER	127,333	3.51	3.45	5.56	1.73	3.16	0.30	3.29	21.03
513 ILLINOIS VALLEY	66,050	2.03	1.19	4.08	0.31	3.24	0.52	3.11	14.52
514 ILLINOIS CENTRAL	159,596	0.99	2.92	4.41	1.75	3.39	0.00	2.81	16.30
515 PRAIRIE STATE	87,102	3.62	2.39	7.89	1.94	3.82	0.00	3.17	22.85
516 HADDONSEE	62,179	8.73	3.13	3.13	3.96	6.40	0.91	3.42	30.15
517 LAKE LAND	69,120	2.06	2.41	4.35	2.36	3.02	0.72	2.56	17.52
518 CARL SANDBURG	41,405	3.38	4.12	5.36	2.91	4.83	0.45	4.51	25.59
519 HIGHLAND	44,111	3.75	2.62	5.75	1.27	4.20	0.00	2.96	20.61
520 KANKAKEE	50,661	2.34	2.99	5.14	3.93	6.60	0.60	3.51	25.15
521 RENO LAKE	52,581	3.60	1.94	3.28	0.45	2.46	0.00	3.53	15.29
522 BELLEVILLE	147,004	2.72	2.24	4.43	1.41	2.30	0.11	2.19	15.63
523 KISHWAUKEE	46,833	4.30	1.78	4.96	1.92	3.50	0.00	1.31	17.87
524 MORRIS VALLEY	154,866	2.11	3.69	6.00	2.04	3.22	0.00	3.81	20.91
525 JULIET	145,237	1.78	2.00	4.28	1.22	3.30	0.00	3.91	16.51
526 LINCOLN LAND	82,853	5.15	4.77	7.04	1.57	4.22	0.63	4.44	27.86
527 MORTON	48,094	1.19	2.94	7.74	2.38	5.43	2.30	4.12	26.12
528 MC HENRY	44,761	2.34	5.55	4.60	1.99	6.37	1.11	4.05	26.06
529 ILLINOIS EASTERN	164,583	0.98	1.98	8.96	0.69	2.70	0.69	4.93	20.96
529 LINCOLN TRAIL	30,663	1.23	4.10	2.17	0.62	2.99	1.00	3.79	15.94
529 OLNEY CENTRAL	41,333	0.90	1.25	3.36	0.27	3.43	0.96	4.56	14.84
529 WABASH VALLEY	66,579	0.72	1.91	18.53	0.71	2.33	0.64	5.96	30.83
529 FRONTIER	26,011	1.38	0.80	1.37	1.35	2.15	0.02	4.24	11.34
530 JOHN A. LOGAN	47,153	5.70	3.59	4.45	0.29	4.01	0.00	3.40	21.46
531 SHAWNEE	32,430	3.30	1.78	4.87	1.29	3.43	2.43	2.12	19.12
532 LAKE COUNTY	136,031	1.20	3.60	5.43	2.01	3.20	0.68	6.34	22.57
533 SOUTHEASTERN	48,406	4.62	1.43	4.34	0.40	2.63	1.19	2.33	16.97
534 SPOON RIVER	26,783	10.41	6.93	5.61	3.42	6.93	1.22	4.37	38.90
535 OAKTON	111,411	3.43	4.70	6.65	0.00	4.84	0.65	1.36	21.65
536 LEWIS AND CLARK	71,034	2.29	2.39	5.56	0.95	5.24	0.75	2.45	19.66
537 RICHLAND	28,561	6.14	6.40	8.87	1.74	8.53	0.00	4.26	35.95
537 JOHN WOOD	42,694	3.10	0.00	3.64	0.97	4.22	1.49	4.38	17.91
501 EAST ST LOUIS	23,024	1.75	6.50	18.63	5.13	12.12	2.70	17.49	64.34
State Average	4,793,554	3.11	2.65	5.46	1.65	3.88	0.27	3.75	20.80
State Average without SCC	4,970,530	3.12	2.64	5.40	1.64	3.85	0.26	3.69	20.60
State Average without SCC and Chicago	3,376,790	\$ 3.10	\$ 3.18	\$ 5.38	\$ 1.97	\$ 3.79	\$0.39	\$ 3.53	\$ 21.34

Table 8

FY 1979 UNIT COST DATA BY SEVEN INSTRUCTIONAL FUNDING CATEGORIES  
BY COMMUNITY COLLEGE DISTRICT

SCH	BACC	BUSINESS	TECHNICAL	HEALTH	R/D	ABE/GED	GEN. STUDIES	TOTAL
50101 KASKASKIA	\$68.66	\$58.01	\$ 87.04	\$90.78	\$43.47	\$51.90	\$64.04	\$ 72.82
50201 DUPAGE	69.12	66.72	74.10	119.33	78.31	86.83	65.88	71.17
50300 BLACK HAWK DIST	70.29	66.36	79.50	89.61	0.0	66.09	52.49	73.32
50401 TRITON	72.05	63.94	83.01	98.17	94.41	53.88	61.17	73.91
50501 PARKLAND	62.70	65.35	116.23	114.87	71.06	69.89	192.16	77.92
50601 SAKJ VALLEY	60.76	55.39	60.87	71.76	57.01	60.17	52.43	50.53
50701 JUVILLE	63.20	65.15	81.43	85.42	82.09	52.27	61.43	56.52
50800 CHICAGO CITY DIST	70.03	62.76	64.19	78.66	34.61	36.64	35.08	51.51
50901 ELGIN	68.70	51.42	76.68	107.34	54.32	65.42	56.16	66.73
51001 THORNTON	63.95	55.85	62.10	84.90	64.17	34.31	53.89	58.37
51101 ROCK VALLEY	61.78	56.91	66.59	93.33	56.97	50.93	50.93	52.52
51201 WILLIAM RAINY HARPE	63.37	56.69	69.96	97.72	66.18	56.03	89.12	55.24
51301 ILLINOIS VALLEY	61.65	51.31	67.74	77.63	61.55	86.71	64.19	52.51
51401 ILLINOIS CENTRAL	68.32	55.37	77.87	107.54	66.25	59.78	56.29	63.15
51501 PRAIRIE STATE	66.64	52.96	75.93	108.65	56.26	50.83	50.78	70.49
51601 WAUBUNSEE	69.64	77.51	85.52	102.62	70.73	57.04	65.82	73.56
51701 LAKE LAND	60.37	69.25	67.46	92.13	89.41	70.24	73.02	66.05
51801 CARL SANDBURG	70.10	63.97	77.93	78.74	140.03	86.89	73.86	71.85
51901 HIGHLAND	62.70	55.52	71.91	73.60	64.48	81.47	41.89	60.92
52001 KANKAKEE	59.93	61.68	116.44	107.48	132.11	54.57	51.78	69.23
52101 REND LAKE	60.11	58.03	60.33	61.32	80.21	40.56	49.18	59.75
52201 BELLEVILLE	58.54	48.77	65.42	100.97	60.18	44.39	49.98	59.06
52301 KISHWAUKEE	56.17	48.35	74.83	75.31	59.78	72.57	69.04	62.55
52401 MORRINE VALLEY	55.25	53.49	69.55	104.61	50.66	37.09	45.47	57.57
52501 JOLIET	68.73	62.75	73.53	134.68	40.59	39.23	72.98	65.77
52601 LINCOLN LAND	71.79	76.71	103.05	143.31	95.64	0.0	83.33	79.99
52701 MORTON	83.27	71.91	96.77	106.70	99.26	70.19	84.39	85.02
52801 MC HENRY	60.45	59.85	75.01	0.0	70.27	73.10	77.61	64.16
52900 ILLINOIS EASTERN DIS	50.62	53.27	65.88	58.72	46.80	45.43	42.27	54.77
53001 JOHN A LUGAN	57.97	63.56	83.65	68.82	64.04	55.66	49.71	61.41
53101 SHAWNEE	54.42	63.42	64.01	44.54	33.72	50.00	53.53	55.39
53201 LAKE COUNTY	63.92	55.71	70.29	108.07	62.69	70.03	58.44	65.93
53301 SOUTHEASTERN	50.82	53.89	73.72	59.38	48.94	38.49	38.46	56.27
53401 SPOON RIVER	88.53	83.70	109.82	91.14	126.34	118.25	73.96	94.22
53501 JAKTON	68.37	78.74	85.16	110.68	72.37	64.15	66.42	73.01
53601 LEWIS AND CLARK	63.21	55.88	71.07	104.03	61.48	49.32	51.87	65.55
53701 RICHLAND	87.84	86.70	114.66	87.38	92.72	79.61	80.01	91.35
53901 JOHN WOOD	65.11	58.01	73.17	30.42	0.0	30.37	41.90	62.32
State without SCC*	66.04	60.94	74.31	91.16	49.74	40.50	45.38	62.10
60101 SCC E.St.Louis	141.84	141.04	147.20	184.06	128.30	119.09	124.29	139.63
State with SCC	\$ 66.36	\$ 61.09	\$ 74.93	\$ 91.49	\$ 50.74	\$ 40.87	\$ 45.55	\$ 62.45

\*Used in the funding formula because SCC does not get funded by credit hour grants.





# SAUK VALLEY COLLEGE

## **FACULTY ASSOCIATION**

---

R. R. 1 • Dixon, Illinois 61021 • Phone Area 815 288-5511

February 4, 1980

To: All Sauk Valley College Employees  
From: Jerry Mathis, President of the SVC Faculty Association  
Re: Presidential Candidates

As most of you know, during the next couple of weeks the four finalists for the position of president of Sauk Valley College will be on campus for personal interviews. One of the items on the schedule of each candidate while he is here is an open reception, hosted by the SVC Faculty Association.

This reception is for the purpose of allowing everyone to drop in to meet each of these men, and we hope that you will stop by to have some light refreshments and to say hello. The receptions will be held in Room 2K2 from 2 p.m. until 3:30 p.m. on each of the dates noted below.

By the way, I am sure that it would be helpful for you to share your impressions of each candidate with your representative to the Search Committee so that these responses could be included in the feedback the committee passes on to the Board of Trustees.

Dr. Donald Mortvedt - Wednesday, February 6  
Dr. Norman K. Myers - Friday, February 8  
Dr. Harold Garner - Friday, February 15  
Dr. Vernon Pickett - Wednesday, February 20