

SAUK VALLEY COLLEGE BOARD OF TRUSTEES MEETING
Third Floor Conference Room 3L14
April 28, 1980 6:00 p.m

- A. Call to Order
- B. Roll Call
- C. Budget Workshop
- D. Recommended Actions:
 - 1) Approval of minutes as submitted
 - 2) Approval of Treasurer's Report
 - 3) Approval of current bills for payment
 - 4) Approval of current payroll journal
 - 5) Personnel matters:
 - a) Clerical vacancy
 - b)
 - 6) One and Five-year Plan
 - 7) IBA insurance requests
 - 8) Other items
- E. Old Business:
 - 1) Affirmative action report
 - 2) Payment of judges
 - 3) Other items
 - 4)
- F. New Business:
 - 1)
 - 2)
 - 3) Other items
- G. President's Report:
 - 1) Report of student trustee
 - 2) Committee meeting minutes
 - 3) Play - "Arms and the Man"
 - 4)
 - 5) Other items

SAUK VALLEY COLLEGE

RURAL ROUTE ONE,

DIXON, ILLINOIS 61021

DATE April 23. 1980

MEMORANDUM

TO: Sauk Valley College Board of Trustees

FROM: Dr. George E. Cole

Just a reminder that we would like for you to bring the tentative budget figures given you at the last Board meeting to our Budget Workshop.

Tomorrow we will be mailing you your workshop materials, along with the One and Five-year Plan for your study.

If you have any questions, please contact me.

SAUK VALLEY COLLEGE

RURAL ROUTE ONE,

DIXON, ILLINOIS 61021

DATE April 28, 1980

MEMORANDUM

TO: Sauk Valley College Board of Trustees

FROM: Dr. George E. Cole

SUBJECT: Budget Workshop

The purpose of this workshop is to familiarize the Board with tentative budget requests, enrollment trends at the college, and revenue projections for the 1980-81 year. Inasmuch as we have scheduled this workshop for a limited amount of time, and in consideration of the fact that Board approval of the budget will not be required for several months, it is felt that we should use this workshop only to discuss these matters and familiarize the Board with as much of this information as possible rather than considering this a decision making activity.

It is very probable that Board members will have specific questions to direct to the administration and the administration may want to take a few days to prepare answers to these questions. For that reason, I have asked all administrators to be present at this workshop.

Exhibit #1 shows a five-year enrollment analysis by division which takes us from FY 76 (our peak enrollment time) to our present situation. It should be noted that we anticipate several hundred more credit hours to our total before the end of the year and that this year's enrollment mid-term figure (those hours submitted for reimbursement to the State) will be approximately equal to the previous fiscal year. This is somewhat of a disappointment in that our 10 day enrollment count was significantly larger and we lost more than 3,000 credit hours from the 10 days report to our mid-term date. This is unusual compared to our enrollment patterns of previous years.

Exhibit #2 is an analysis of full-time faculty loads prepared by Dean Foster and Dean Strickland. The basic pattern appears to be that the Arts and Science area is remaining stable, the Career areas (with the exception of the Health programs) are declining, and there is growth in the Academic Skills and Community Service programs. The amount of enrollment included in the budget is the actual amount of credit hours generated in the 1979 year. In other words, approximately the same amount as generated this year. Although there are some elements of the college that can predict with confidence an increase in credit hours, there are other areas that will probably decline. The major questions which must be asked are as follows:

1. Are all equipment requests absolutely necessary?
2. Why does the part-time and overload money keep increasing when the actual credit hours produced are on the decline?
3. With the continuing decline in enrollment, would it be possible to eliminate some of the class sections in order to increase the efficiency of the full-time staff?

These are all unpopular questions, but the fact remains that the projected expenditures for FY 81 significantly exceed those of FY 80 prior to any salary increases.

The procedure used in this workshop should be different than used in other workshops in that this workshop should familiarize the Board with the problem areas and the areas of increased expenditures.

I have specific opinions as to where projected expenditures could be cut, but in view of the fact that there will be a leadership change, I would like the Board to be aware of the alternatives and to reach a consensus on these major decisions.

mv
encs.

SAUK VALLEY COLLEGE

Ex#2


RURAL ROUTE ONE,

WATSON, ILLINOIS 61021

DATE April 14, 1980

MEMORANDUM

Dr. Cole

Re: Jim Strickland 

Student Enrollment

Attached are the Student Credit Hours for Fiscals 1978-79 and 1979-80. The 1979-80 figures do not include the supplemental apportionment, which will probably add 300 credit hours to the Community Services totals, and another 300 credit hours to the Career Education departments. Specifically, the increase will be in Health and Human Services hours.

For 1980-81, I would estimate enrollment totals equal-to-this-year, and approximately 6,000 credit hours for Community Services.

It is impossible to predict the -

- 1) influence of the down-turn in the economy, and
- 2) the increase in transportation costs

on next year's enrollment. It is possible that we could see a significant increase because of the softening of the economy. For planning purposes, however, I feel that we should use this year's credit hours.

lm
enc

cc: Don Foster
Jan Kime
Jim Barber

STUDENT CREDIT HOURS - MID TERM

CAREER EDUCATION
SAUK VALLEY COLLEGE

	<u>FY 1978-79</u>	<u>FY 1979-80</u>	<u>Unit Change</u>	<u>Percent Change</u>
AGRICULTURE	878	670	(-208)	-23.7%
BUSINESS	7,770	6,925	(-845)	-10.9%
INDUSTRIAL TECHNICAL	4,799	4,390	(-409)	-8.5%
HEALTH	5,021	5,459	(+438)	+8.7%
HUMAN SERVICES	3,903	3,632	(-271)	-6.9%
<hr/>				
CAREER EDUCATION SUBTOTAL	22,371	21,076	(-1295)	-5.8%
COMMUNITY SERVICES	6,161	5,642	(-519)	-8.4%

SAUK VALLEY COLLEGE

Ex. #2

RURAL ROUTE ONE,

DIXON, ILLINOIS 61021

DATE April 10, 1980

MEMORANDUM

TO: Dr. Cole

FROM: Dean Foster *DF*

SUBJECT: Enrollment Comparisons - Arts and Sciences Division

Enclosed are copies of enrollment comparisons for the Arts and Sciences Division tabulated according to:

1. Enrollment comparisons for full-time staff only based on actual teaching assignments (includes cross-divisional assignments) for the past two years.
2. Enrollment comparisons for part-time staff for the past two years.
3. Total enrollment for both full and part-time staff for the past two years.
4. Enrollment comparisons by department according to Program Coding System for on-campus instruction only (does not include cross-divisional assignments) for the past two years. This includes summer school.
5. Enrollment comparisons for full-time staff from the 1974-75 school year through the 1979-80 school year.

Based upon the enclosed data I am projecting a stable enrollment in the Arts and Sciences Division for the 1980-81 school year. Using the data for enrollment by departmental category according to the Program Coding System this would total 19,000 credit hours for next year for the division. This figure includes both academic semesters and summer school.

It should be noted that the figure cited above could be too conservative if the recession deepens and the unemployment rate increases. However, the possible negative impact on enrollment resulting from the rapid increase in gasoline prices should be considered as well.

DF/js

cc Dean Strickland
Dean Sagmoe

ENROLLMENT COMPARISONS BY DEPARTMENT
ACCORDING TO PROGRAM CODING SYSTEM
ON-CAMPUS INSTRUCTION ONLY*
FALL AND SPRING SEMESTERS

<u>Department</u>	<u>Cr. Hrs.</u> <u>78-79</u>	<u>Cr. Hrs.</u> <u>79-80</u>	<u>Cr. Hrs.</u> <u>Change</u>	<u>% Change</u>
Humanities	5,683	5,629	-54	-1%
Natural Science	5,446	5,384	-62	-1.1%
Phys. Ed.	768	686	-82	-11%
Social Science	4,964	4,951	-13	0%
Total	16,861	16,650	-211	-1.2%

*These figures do not reflect cross-divisional assignments or off-campus instruction conducted by full-time staff.

SUMMER ENROLLMENT
BY DEPARTMENT ACCORDING TO PROGRAM
CODING SYSTEM ON-CAMPUS ONLY

<u>Department</u>	<u>Summer</u> <u>78</u>	<u>Summer</u> <u>79</u>	<u>Change</u>	<u>% Change</u>
Humanities	734	852	+118	+16%
Natural Science	311	544	+233	+75%
Phys. Ed.	124	99	-25	-21%
Social Science	740	818	+78	+10%
Total	1,909	2,313	+404	+21%

TOTAL - SUMMER, FALL AND SPRING

<u>Department</u>	<u>78-79</u>	<u>79-80</u>	<u>Change</u>	<u>% Change</u>
Humanities	6,417	6,481	+64	+1%
Natural Science	5,757	5,928	+171	+3%
Phys. Ed.	892	785	-107	-12%
Social Science	5,704	5,769	+65	+1.1%
Total	18,770	18,963	+193	+1%

FALL AND SPRING SEMESTERS

ENROLLMENT COMPARISONS

ARTS AND SCIENCES DIVISION - FULL-TIME ONLY*

<u>Department</u>	<u>Cr. Hrs.</u> <u>78-79</u>	<u>Cr. Hrs.</u> <u>79-80</u>	<u>Change</u>	<u>% Change</u>
Humanities	5,888	6,038	+150	+2.5%
Natural Science	5,270	5,549	+279	+5%
Phys. Ed.	976	1,104	+128	+12%
Social Science	4,276	4,594	+318	+7.5%
Total	16,410	17,285	+875	+5.5%

*Includes actual teaching assignments of all full-time staff.
This includes cross-divisional assignments and off-campus instruction that is part of regular load.

PART-TIME ONLY

ARTS AND SCIENCES DIVISION

<u>Department</u>	<u>Cr. Hrs.</u> <u>78-79</u>	<u>Cr. Hrs.</u> <u>79-80</u>
Humanities	147	141
Natural Science	67	30
Phys. Ed.	53	17
Social Science	0	45
Total	237	233

ARTS AND SCIENCES

FULL AND PART-TIME TOTALS

<u>Credit Hours</u>	<u>78-79</u>	<u>79-80</u>	<u>Change</u>	<u>% Change</u>
	16,647	17,518	+871	+5.2%

Full-time Faculty Student Credit Hours 1974-1980

Department	Fall 74	Spr 75	Total	Fall 75	Spr 76	Total	Fall 76	Spr 77	Total	Fall 77	Spr 78	Total	Fall 78	Spr 79	Total	Fall 79	Spr 80	Total	
<u>Humanities</u>																			
E. Beatty	Leave of Absence			420	243	663	264	333	597	303	288	591	264	330	594	265	240	505	
J. Devine	383	310	693	335	400	735	328	365	693	225*	198*	423*	---	---	---	---	---	---	
R. Dill	372	147*	519*	402	213	615	342	189	531	333	246	579	289	234	523	391	190	581	
M. Guinnup	405	501	906	357	447	804	Leave		261	261	314	278	592	341	343	684	320	367	687
R. Hedstrom	126	98	224	118	117	235	196	151	347	108	147	255	160	198	358	156	240	396	
D. Hefferin	Part-time			P-time		351	273	336	609	276	321	597	276	294	570	288	335	623	
A. Horton	366	399	765	387	303	690	324	264	588	366	180	546	357	312	669	348	321	669	
K. Lillyman	178*	146*	324*	217	185	402	290	182	472	217	147	364	224	228	452	391	219	610	
D. Lovekin	294	318	612	372	372	744	312	351	663	285	192*	477*	148	146	294	156*	162*	318	
J. Mathis	248*	240*	488*	215*	149*	364*	256*	220*	476*	157*	236*	393*	222	195	417	178*	232*	410	
R. Matter	270	229	499	322	214	536	270	237	507	255	171	426	252	162	414	195	136	331	
K. McLean	220*	174*	394*	154*	228*	382*	145*	123*	268*	77*	67*	144*	87	109	196	85*	147*	232	
J. O'Banion	417	285	702	441	426	867	366	249	615	288	339	627	329	378	717	259	444	702	
Total	3279	2847	6126	3740	3648	7388	3366	3261	6627	3204	2810	6014	2959	2929	5888	3031	3033	6064	
Average	557			591			530			463			491			505			
<u>Social Science</u>																			
W. Bvar	309	468	777	438	567	1005	390	381	771	330	357	687	406	390	796	312	471	783	
D. Dvle	537	594	1131	666	651	1317	480	444	924	546	468	1014	---	---	---	---	---	---	
D. Foster	279*	399*	678*	366*	360*	726*	330	249	579	---	---	---	---	---	---	---	---	---	
F. Nesbit	486	357	843	651	453	1104	723	534	1257	588	366	954	714	516	1230	606	570	1176	
M. Petersen	606	825	1431	723	897	1620	534	810	1344	432	618	1050	318	633	951	330	475	805	
G. Vrbel	432	519	951	588	627	1215	537	447	984	430	351	781	288	411	699	378	570	948	
R. Wharton	273	360	633	366	573	939	318	270	588	216	338	554	249	351	600	345	384	729	
Total	2922	3522	6444	3798	4128	7926	3312	3135	6447	2542	2498	5040	2035	2301	4276	1971	2317	4441	
Average	921			1132			921			840			855			880			
<u>Natural Science</u>																			
L. Frederick	417	394	811	462	438	900	435	429	864	438	534	972	448	436	884	396	424	820	
T. Harding	234	283	517	262	409	671	399	193	592	474	200	674	412	232	644	518	335	853	
C. Harper	247*	286	533	350*	345*	695*	341	239	580	292	252	544	---	---	---	---	---	---	
D. Hauck	529	322	851	585	368	953	561	315	876	456	300	756	504	309	813	525	339	864	
S. Keller	130*	277*	407*	244	338	582	396	388	784	329	314	643	97	402	499	322	402	724	
J. Major	391	262	653	301	332	633	303	272	575	250	215	465	375	263	638	308	319	627	
M. Weller	487	392	879	516	458	974	680	406	1086	556	344	900	592	450	1042	512	480	992	
D. Youker	413	356	769	582	511	1093	576	484	1060	452	362	814	386	364	750	419	348	767	
Total	2898	2572	5470	3302	3199	6501	3691	2726	6417	3247	2521	5768	2814	2456	5270	3000	2647	5647	
Average	684			813			802			721			753			807			
<u>Physical Education</u>																			
C. Holmberg	190	385	575	300	553	853	251	354	605	287	123	410	322	349	671	380	421	801	
D. Nabee	154	133	287	226	241	467	202	213	415	239	177	416	---	---	---	---	---	---	
F. Palumbo	106*	142*	248*	153*	147*	300*	135*	140*	275*	98*	125*	223*	139	166	305	124*	187*	311	
Total	450	660	1110	679	941	1620	588	707	1295	624	425	1049	461	515	976	504	608	1112	
Average	370			540			432			350			488			556			

*Release time given for Theatre/Speech, Dialectic, Department Chairman, Coordinator Nursing Home English Colloquia, Newspaper Production, Assistant Dean of Arts and Sciences, Honors Program Director and Athletic Director.

MINUTES OF THE SAUK VALLEY COLLEGE BOARD OF TRUSTEES MEETING

April 28, 1980

The Board of Trustees of Sauk Valley College met in regular meeting at 6:00 p.m. on April 28, 1980 in the Board Room of Sauk Valley College, Rural Route #1, Dixon, Illinois.

Call to Order:

Chairman Reigle called the meeting to order at 6:00 p.m. and the following members answered roll call:

John Fassler
Lorna Keefer
Ann Powers

Kay Fisher
Oscar Koenig
Juanita Prescott

Absent:

Wade Abed

Minutes:

It was moved by Member Prescott and seconded by Member Koenig that the Board approve the minutes of the April 14 meeting with the notation that on Par. #3, Page #2 the motion should have read "It was moved by Member Koenig and seconded by Member Prescott that the name of William Reigle be placed in nomination for chairman." Par. #4, Page #2 should have read "It was moved by Member Fisher and seconded by Member Koenig that the name of Juanita Prescott be placed in nomination for Vice Chairman of the Board and that nominations be closed."

Treasurer's Report:

It was moved by Member Koenig and seconded by Member Prescott that the Board approve the Treasurer's Report as presented. In a roll call vote, all voted aye.

Bills Payable:

It was moved by Member Fisher and seconded by Member Prescott that the Board approve the bills in the following amounts:

Educational Fund	\$323,087.36
Building Fund	16,040.78
Site and Construction	1,264.62
Insurance Fund	425.00

In a roll call vote, all voted aye.

Payroll:

It was moved by Member Keefer and seconded by Member Koenig that the Board approve the payroll of March 31, 1980 in the amount of \$100,465.80 and the payroll of April 15, 1980 in the amount of \$146,098.07. In a roll call vote, all voted aye.

Clerical Vacancy:

It was moved by Member Prescott and seconded by Member Keefer that the Board approve filling the clerical vacancy in the workroom due to the resignation of Carol Schryver. This position is classified as General Clerical, Grade I. Motion voted and carried.

One and Five Year Plan:

It was moved by Member Prescott and seconded by Member Koenig to approve the One and Five Year Plan for the Division of Adult and Vocational-Technical Education. Motion voted and carried.

IBA Insurance Request:

It was moved by Member Prescott and seconded by Member Koenig to approve an expenditure from the Site and Construction Fund to correct the attached list of deficiencies cited by the insurance carrier for the Illinois Building Authority. In a roll call vote, all voted aye.

Affirmative Action Report:

The Board accepted the Affirmative Action Quarterly Report.

Payment of Judges:

It was moved by Member Prescott and seconded by Member Fisher to pay the election judges from Dixon an additional \$10.00 per person to match the raise in pay given them by the Dixon School Board. In a roll call vote, all voted aye.

Other Business:

Member Prescott noted that some time ago the Board had discussed the feasibility of a College Concerns Committee to work with the Board in decision making. Ms. Prescott felt that other community colleges should be contacted to see how they are using advisory committees. Ms. Prescott and Mr. Fassler will look into this matter.

Other Business:

Frank Pintozzi reported that the Bus Survey has been completed and the SVC Foundation will solicit for bids for bus service.

President's Report:

Dr. Cole reported on committee meeting minutes and urged everyone to attend the dinner theatre presentation of "Arms and the Man" being presented on May 2, 3, 4, and 9, 10, 11.

Executive Session:

At 8:45 p.m. it was moved by Member Keefer and seconded by Member Koenig that the Board adjourn to executive session to discuss collective bargaining. In a roll call vote, all voted aye.

Regular Session:


At 10:12 p.m. it was moved by Member Keefer and seconded by Member Powers that the Board return to regular session. Motion voted and carried.

Adjournment:

At 10:13 p.m. it was moved by Member Prescott to adjourn to 6:00 p.m. on May 12. The motion was seconded by Member Koenig. Motion voted and carried.

The meeting adjourned at 10:13 p.m.

Respectfully submitted:



Kay Fisher, Secretary

SAUK VALLEY COLLEGE

RURAL ROUTE ONE,

DIXON, ILLINOIS 61021

DATE April 23, 1980

MORANDUM

Dr. Cole

TO: Jim Strickland

FROM: One and Five Year Plan
Fiscal Year 1980-81

Enclosed is the One and Five Year Plan for this fiscal year. Please seek Board approval at the next regular meeting, April 28, 1980.

I will be present at the Board meeting to answer any questions, however, we would prefer to submit this report with Board approval, and make any changes that may be necessary, by September 1980.

lm
enc

2-7
April 23, 1980

TO: BOARD OF TRUSTEES AND PRESIDENT COLE

FROM: Robert Edison

R. Edison

The attached report was initiated by the agent for the insurance carrier for the Illinois Building Authority, with Mr. Edward Doyle following up with the college insofar as recommended actions and progress reports on the complaints contained herein.

I have reviewed the attached with our insurance consultant and our plant engineer, and it was obvious that some areas contained herein must be accomplished by outside agents and some corrections can be made by our own staff.

In reviewing the recommendations it would be my feeling that we will need outside help on the following items:

- 1.) 80-1
- 2.) 80-4
- 3.) 80-11
- 4.) 80-12

The college staff has begun to correct some of these elements and others responsible for other areas such as the Little Theatre will be notified subsequent to the board meeting.

The areas needing outside help will require the outside help and additional costs in order to make the necessary corrections. In order to expedite the corrections as recommended I would suggest that the Board of Trustees approve the necessary expenditures to correct the foregoing list to be derived from Site and Construction Funds.

RE:fsb

Encl.



ILLINOIS BUILDING AUTHORITY • 135 S. LA SALLE ST., CHICAGO, ILL. 60603 • PHONE 346-1767

March 21, 1980

Mr. Robert Edison
Dean of Business Services
Sauk Valley College
Rural Route #1
Dixon, Illinois 61021

RE: IBA Project No. 74-097
Sauk Valley College

Dear Mr. Edison:

Attached is letter from our property insurance carrier dated March 13, 1980. The letter confirms a visit to your campus on February 7, 1980.

The review of your campus determined the following:

- A. A major deficiency was noted in all cooking areas.
- B. (1) The stage apron, of the little theater, has been extended so that it now blocks the exits.
- (2) The sprinkler system in this area is inoperative as a result of equipment hung from the ceiling.

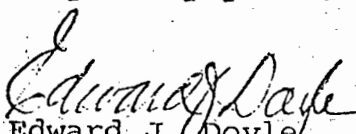
The carrier has submitted thirteen (13) recommendations to assist you in your loss control activities: one (1) regarding the cooking equipment; six (6) regarding the little theater; three (3) regarding the computer area; and three (3) general.

As requested a status report on the above recommendations should be submitted to the carrier within 30 days of receipt of this letter. Please furnish our office with a copy of your report.

Your cooperation in complying with these loss control recommendations is appreciated.

Very truly yours,

EJD:jj
cc: Paul W. Schaefer
Robert C. Estergard


Edward J. Doyle
Assistant Controller



CNA
175 W. Jackson
Chicago, IL 60604

March 13, 1980

Illinois Building Authority
135 South LaSalle Street
Chicago, Illinois 60603

RE: National Account
Sauk Valley College
Rural Route #1
Dixon, Illinois

Dear Mr. Edison:

This letter will confirm my visit to your location on February 7, 1980. At the time of this visit, I spoke with Mr. Welch, your Plant Engineer. The purpose of this visit was to review your facility and your loss record.

In reviewing your loss record, it was noted you have had no losses within the last two years.

A major deficiency was noted within your facility in all cooking areas. These areas should all be in compliance with NFPA96, which includes such things as explosion proof wiring in all hoods, automatic fuel shutoffs, surface protection, hood and duct protection provided by an extinguishing agent. Included with this letter is some of the requirements of NFPA96. In talking with Mr. Welch, it was suggested that to prevent the need for updating the snack bar area, this equipment could be removed.

Special notice should also be taken of the little theater. At the present time, the stage apron has been extended so that now it blocks the exits. This situation should be corrected immediately as it poses a life safety threat. Also, in this area, the sprinkler system would be inoperative if activated due to the arrangement of the sprinkler heads in conjunction with the equipment hung from the ceiling. This situation should also be corrected as soon as possible. Recommendations are being submitted along these lines.

The following recommendations are being submitted to assist you in your loss control activities.

RECOMMENDATIONS:

80-1 All cooking equipment throughout the facility should be in compliance with NFPA96. This would include such things as surface protection, hood and duct protection, provided through an extinguishing agent. This system should be self-actuating, or manually operated. All cooking equipment should be located under the hood, this is in reference to the deep fat fryer in the snack bar area. Also an automatic fuel shutoff should be incorporated with a self-extinguishing system so that the fuel supply will be shutoff when actuated. Explosion proof wiring should be installed in the hood.

LITTLE THEATER:

- 80-2 Housekeeping in this area should be improved. At the time of this survey, large amounts of combustibles were noted to be piled on the floor in the back stage area. Also in the light control room improvements in housekeeping should be made.
- 80-3 The missing light fixture above the stage should be replaced.
- 80-4 The sprinkler system protecting the stage should be redesigned. At the present time, there are obstructions blocking the dispersion of water. This system should be corrected by a certified contractor for sprinkler systems.
- 80-5 The sprinkler system should be drained at least annually to prevent buildup of sediment in the pipes.
- 80-6 Covers should be replaced on all electrical equipment and wiring. In this area the junction box and equipment in the light booth were noted to have wiring visible. This condition also exist throughout the building.
- 80-7 The stage should be returned to its original design. At the present time, the stage has been extended so that it now blocks the two exits leading to the outside of the building. This presents a life safety hazard.

March 4, 1980

COMPUTER AREA:

- 8 Metal trash cans should be used to prevent the spread of fire. A plastic trash container will melt and allow the fire to spread.
- 9 If smoking is to be allowed in this area, ashtrays should be provided which have the area for the cigarette to rest in the center of the ashtray.
- 10 All temporary wiring in this area, which has become permanent should be replaced by permanent wiring.

GENERAL:

- 1 All gas lines throughout the building should be equipped with an automatic shutoff which is activated whenever a fire alarm is activated. This will stop the gas from adding fuel to the fire.
- 2 Since the double doors in the basement are continually propped open, they should be equipped with a fuseable link which will prop the doors open, but allow them to close in the event of a fire.

The sprinkler valves should be chained in an open position.

My report on the above recommendations should be submitted to me within 10 days of receipt of this letter. Please return a copy of this letter with response as it indicates the name of your business and agent, under which correspondence is filed.

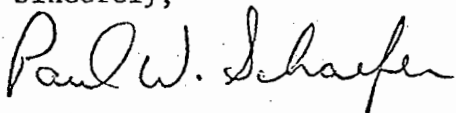
Illinois Building Authority

- 4 -

March 4, 1980

If I can be of any further assistance to you in your loss control activities, feel free to contact me at 312-822-6137.

Sincerely,

A handwritten signature in cursive script that reads "Paul W. Schaefer".

Paul W. Schaefer
Loss Control Representative
Loss Control Department
Insurance From CNA

CC: Norm Welch

Estergard, Eberhardt & Ackerman, Inc.

PWS:as:T.19

SAUK VALLEY COLLEGE

RURAL ROUTE ONE,

DIXON, ILLINOIS 61021

DATE April 28, 1980

MEMORANDUM

TO: Sauk Valley College Board of Trustees

FROM: Dr. George E. Cole

Re: Dixon Election Judges

The attached document demonstrates that following a request from the election judges, the Dixon Board approved paying an extra \$10 per judge.

It has been our practice in the past to share the cost of the judges with the various districts and to honor this commitment it will be necessary for us to pay each of the 10 judges an additional \$10. As you will note, we originally agreed to pay these judges \$15, but now that their Board has increased this figure I feel it appropriate for us to do the same.

RECOMMENDATION: Board approval to pay the 10 judges in the Dixon school system an additional \$10 each.

mv

SAUK VALLEY COLLEGE

RURAL ROUTE ONE,

DIXON, ILLINOIS 61021

DATE April 23, 1980

MEMORANDUM

TO: Dr. George E. Cole

FROM: Marilyn Vinson

SUBJECT: Dixon Election Judges

We received a call today from Stan Weber notifying us that their Board of Education approved paying the Dixon judges an extra \$10.00.

As you will note from the attached, the judges had requested this extra compensation.

As per our original agreement, we had already mailed checks for \$15.00 each to these judges. Would you please seek a consensus of our Board if they would like to do the same.

Your Sauk Valley College precinct number and location will be as follows:

Precinct #-Name	Number of Ballots Ordered Last Year	Comments
#9. Dixon High School	1,800	
#10. Dixon Madison School	1,800	
#11. Grand Detour School	300	

Do you anticipate any special referendums or circumstances that would make the vote greater than last year??? No

Did you have a referendum last year??? No

Do you think the ballots listed above will be adequate? Yes

Judge's Fee * and Sauk Valley College will pay
one-half of this cost or

Judges names and addresses to be forwarded to Sauk Valley College as soon as possible in order for the college to issue checks directly to the judges.

Received judges lists

Stanley C. Cline
(signed) Superintendent

*We agreed and have in recent years followed the procedure of our paying the judges for their efforts for Dixon, and Sauk Valley mails a separate check for the judges' work for Sauk Valley only.

* Called Mr. Weber's office. They
are paying \$15.00 per judge

M.V.

3-18-80

Precinct #9

April 12, 1980

MEMORANDUM

To: All Judges of the 1980 Election

From: George E. Cole, President Sauk Valley College

PLEASE NOTE THE NAMES OF THE JUDGES WORKING ON THE APRIL 12, 1980 ELECTION SO THAT CHECKS MAY BE MAILED IMMEDIATELY TO THE ADDRESSES LISTED BELOW:

NAME	<u>Marjorie Marshall</u>	TELEPHONE #	
ADDRESS	<u>914 N. Jefferson</u>		
CITY	<u>Dixon, Ill.</u>		
NAME	<u>Arlene F. Bellows</u>	TELEPHONE #	<u>284-2007</u>
ADDRESS	<u>R #1, Palmyra Rd.</u>		
CITY	<u>Dixon</u>	<u>Illinois</u>	<u>61021</u>
NAME	<u>Verna Dodd</u>	TELEPHONE #	<u>2884660</u>
ADDRESS	<u>417 Carroll ave</u>		
CITY	<u>Dixon</u>	<u>Ill.</u>	<u>61021</u>
NAME	<u>Anna Mae Jones</u>	TELEPHONE #	<u>2847273</u>
ADDRESS	<u>916 N. Limestone</u>		
CITY	<u>Dixon, Ill.</u>		
NAME		TELEPHONE #	
ADDRESS			
CITY			
NAME		TELEPHONE #	
ADDRESS			
CITY			

Enclose this list with the other election materials.

Thank you . . .

The election judges, think we
ould have an increase in pay, Sterling school
stem receives \$25.00 from Sauk Valley, we are also
ggesting it to the Dixon school system.
na Mae Jones, Marjorie Marshall Verna Dodd, Arlene Bellows.

Your Sauk Valley College precinct number and location will be as follows:

net No.	Precinct #-Name	Number of Ballots		Comments
		Ordered Last Year	Number Used	
#1	#3. Sterling Lincoln School	1,500	699	OK
#2	#4. Sterling Washington School	1,800	631	OK
#3	#5. Sterling High School	1,000	582	OK
#4	#6. Galt Junior High School	1,000	474	OK
			2,386	

Do you anticipate any special referendums or circumstances that would make the vote greater than last year??? No

Did you have a referendum last year??? No

Do you think the ballots listed above will be adequate? Yes

Judge's Fee \$30.00 and Sauk Valley College will pay one-half of this cost or \$15.00

Judges names and addresses to be forwarded to Sauk Valley College as soon as possible in order for the college to issue checks directly to the judges.

Robert R. Crupel
(signed) Superintendent
Director of Business Affairs

BILLS PAYABLEApril 28, 1980EDUCATIONAL FUND

2-000-554	Norman K. Myers	Pres. Search expenses	5629	\$ 739.34
2-000-541	I.A.S.B.O.	Dues - 45.00		
2-000-550	X X	Conf. - 75.00	5630	120.00
	SVC PAYROLL FUND	3-31-80 Payroll	5631	96,988.49
2-000-522	DIRECTOR OF LABOR	Unemployment	5632	6,221.48
	SVC PAYROLL FUND	4-15-80 Payroll	5633	141,550.03
				245,619.34

300,543.00	ALL CONTRACTORS EQUIP INC	SUPPLIES	5,634	29.75
000,545.00	ALDERSON RESEARCH LABS	EQUIPMENT	5,635	379.92
300,543.00	ALS TOOL SALES	SUPPLIES	5,636	7.80
300,543.00	HARRY ALTER CO	SUPPLIES	5,637	31.70
511,543.00	AMERICAN CRAFTS COUNCIL	SUPPLIES	5,638	11.00
300,543.00	A M BRUNING	SUPPLIES	5,639	35.82
800,542.00	A M INTERNATIONAL	SUPPLIES	5,640	56.67
712,543.00	AVC AUDIOVISUAL COMMUNICATIONS	SUPPLIES	5,641	63.00
000,545.00	BAKER & TAYLOR CO	BOOKS	5,642	183.94
000,545.00	BAKER & TAYLOR CO	BOOKS	5,643	2,211.33
813,550.00	JAMES BARBER	TRAVEL	5,644	40.46
500,550.00	EDWARD BEATTY	TRAVEL	5,645	73.62
000,545.00	BELL & HOWELL	EQUIPMENT	5,646	1,395.00
000,545.00	ROBERT BENTLEY INC	BOOKS	5,647	23.34
000,593.00	BLACKHAWK COLLEGE EAST	TUITION	5,648	1,430.75
300,543.00	BOGOTT INDUSTRIAL SUPPLY	SUPPLIES 452.95		
800,543.00	X X X	2.80	5,649	455.75
000,550.00	CLAIRE BUSCHMANN	TRAVEL	5,650	12.58
812,541.01	BUSINESS WEEK	SUBSCR	5,651	15.25
000,549.00	BYERS PRINTING CO	ELECTION SUPPLIES	5,652	411.25
000,545.00	CRC PRESS INC	BOOKS	5,653	50.78
000,545.00	CAHILL & CO	BOOKS	5,654	10.54
000,543.00	CAROLINA BIOLOGICAL SUPPLY	SUPPLIES	5,655	11.00
000,575.00	CENTRAL TELEPHONE CO	SERVICE	5,656	1,829.84
000,541.00	CHRONICLE OF HIGHER EDUC	SUBSCR	5,657	25.00
200,543.00	CLAYTONS FLORAL SHOP	SUPPLIES	5,658	113.50
000,545.00	COMDATA CORP	EQUIPMENT	5,659	246.25
000,573.00	COMMONWEALTH EDISON	SERVICE	5,660	12,170.00
000,541.00	COMMUNICATION RESOURCES	SUPPLIES	5,661	40.00
000,541.00	COMDATA CORP	SUPPLIES	5,662	21.00
000,541.00	CONSULTING PSYCHOLOGISTS PRESS	SUPPLIES	5,663	69.46
000,545.00	CORONET	BOOKS	5,664	80.00
713,550.00	PAMELA CUNNINGHAM	TRAVEL	5,665	19.00
711,543.00	CURTIN MATHESON SCIENTIFIC	SUPPLIES	5,666	26.00
000,547.00	THE DAILY GAZETTE	ADS 10.00		
000,549.00	X X	117.04	5,667	127.04
300,543.00	DESIGN DYNAMICS INC	SUPPLIES	5,668	51.22

000,541.00	A B DICK CO	SUPPLIES	5,669	845.40
316,543.00	DIXON CAMERA CENTER	SUPPLIES 10.00		
412,543.00	X X X	64.64	5,670	74.64
000,547.00	BIXON EVENING TELEGRAPH	ADS	5,671	243.48
813,530.00	BIXON FAMILY YMCA	POOL RENTAL	5,672	180.00
300,543.00	DOALL ROCKFORD CO	SUPPLIES	5,673	113.08
000,541.00	EASTMAN KODAK CO	SUPPLIES	5,674	94.00
000,545.00	EDISON RECORD CLEARANCE	BOOKS	5,675	31.70
000,545.00	EDUCATIONAL DIMENSIONS GROUP	BOOKS	5,676	57.50
300,543.00	EDUCATIONAL FILMSTRIPS	SUPPLIES	5,677	57.50
000,585.00	ESTEY CORPORATION	EQUIPMENT	5,678	2,240.00
000,550.00	DONALD FOSTER	TRAVEL	5,679	142.28
000,545.00	FRENCH & SPANISH BOOK CORP	BOOKS	5,680	92.05
000,544.01	GAYLORD BROS INC	SUPPLIES	5,681	40.56
000,550.00	RALPH GELANDER	TRAVEL	5,682	20.74
711,543.00	GIBCO DIAGNOSTICS LABS	SUPPLIES	5,683	18.85
512,530.00	VINCENT E GILBERT	SERVICE-PIANOS	5,684	140.00
000,545.00	GOVERNMENTAL GUIDES INC	BOOKS	5,685	7.01
713,550.00	LEONA GROSSMAN	TRAVEL	5,686	127.87
712,550.00	CAROL HAIN	TRAVEL	5,687	65.50
000,541.00	HASKELLS	SUPPLIES	5,688	216.00
300,543.00	HEATH CO	SUPPLIES 2.17		
000,585.01	X X	EQUIP 179.85	5,689	182.02
000,544.01	HECKMAN BINDERY	SUPPLIES	5,690	22.50
500,550.00	DEBORAH VRHEL	TRAVEL	5,691	173.84
600,550.00	DALE HEUCK	TRAVEL	5,692	122.06
000,544.01	HIGHSMITH CO	SUPPLIES	5,693	177.50
300,543.00	HOME LUMBER CO	SUPPLIES	5,694	31.38
612,541.01	INDUSTRIAL EDUCATION	SUBSCR	5,695	12.00
000,562.00	I B M CORP	EQUIP RENTAL	5,696	451.98
100,543.00	IBM CORP	SUPPLIES 36.03		
000,539.00	X X	SERVICE 129.61	5,697	165.64
000,575.00	ILLINOIS BELL TELEPHONE	SERVICE	5,698	161.89
000,544.01	ILLINOIS ISSUES	SUPPLIES	5,699	23.50
000,544.01	ILL. LIBRARY ASSN	MEMBERSHIP	5,700	50.00
813,543.00	IRELAND EDUC CORP	SUPPLIES	5,701	39.00
000,565.01	JONCO TOOL SUPPLY	EQUIPMENT	5,702	164.60
713,543.00	K S B HOSPITAL	SUPPLIES	5,703	136.00
713,560.00	ANNE KELLER	TRAVEL	5,704	7.82
712,550.00	JANET KIME	TRAVEL	5,705	34.04
000,550.00	JANET KIME	TRAVEL	5,706	96.50
420,543.00	KLAUS RADIO INC	SUPPLIES	5,707	41.22
000,593.00	LAKE LAND COLLEGE	TUITION	5,708	601.20
000,545.00	L E PUBLISHERS	BOOK	5,709	9.50
500,550.00	DAVID LOVEKIN	TRAVEL	5,710	55.50
000,556.00	LUNDSTROM FLORIST	FLOWERS	5,711	15.00
712,550.00	JOYCE MCCLINTOCK	TRAVEL	5,712	54.00
400,543.00	MCGRAW HILL BOOK CO	SUPPLIES	5,713	695.78
000,550.00	RONALD MARLIER	TRAVEL	5,714	69.06
316,543.00	MASS MEDIA ASSOCIATES	SUPPLIES	5,715	26.00
300,543.00	MEANS SERVICES	SUPPLIES 28.00		
713,530.00	X X	44.40	5,716	72.40
100,543.00	MEDIA SYSTEMS CORP	SUPPLIES	5,717	353.39
000,585.01	MEDIX INC	EQUIPMENT	5,718	95.00
000,530.00	MIDWEST VISUAL EQUIP	SERVICE 205.00		
000,544.02	X X X	SUPPLIES 150.76	5,719	355.76
100,530.00	MONROE CALCULATOR CO	SERVICE	5,720	60.25

000,530.00	ED MUELLER A V	SERVICE	5,721	129.30
000,550.00	JANET MYHRE	TRAVEL	5,722	27.75
000,545.00	NACUBO	BOOK	5,723	15.00
000,541.00	N C R CORP	SUPPLIES 55.74		
000,562.00	X X	EQUIP RENTAL 3036.60	5,724	3,092.34
000,543.00	NASCO	SUPPLIES 52.15		
013,543.00	X X	121.57	5,725	173.72
000,543.00	NATL AUDIOVISUAL CENTER	SUPPLIES	5,726	12.50
000,541.00	NATL COMPUTER SYSTEMS	SUPPLIES 411.04		
000,530.00	X X X	125.00	5,727	536.04
000,543.00	NATL REGISTER PUBL CO	BOOKS	5,728	95.50
020,543.00	NATL SAFETY COUNCIL	SUPPLIES	5,729	974.80
000,545.00	NICKELODEON RECORDS	BOOKS	5,730	162.49
000,571.00	NORTHERN ILL GAS CO	SERVICE	5,731	11,010.35
000,571.00	X X X	SERVICE	5,732	786.26
000,543.00	NORTHERN ILL UNIV	SUPPLIES 37.45		
000,543.00	X X X	26.25	5,733	63.70
011,543.00	ORTHO DIAGNOSTICS	SUPPLIES	5,734	175.23
015,550.00	FRANK PALUMBO	TRAVEL	5,735	22.10
000,543.00	PAXTON PATTERSON	SUPPLIES 28.20		
000,585.00	X X	EQUIP 179.50		
000,565.01	X X	128.60	5,736	336.30
015,550.00	KAREN PINTER	TRAVEL	5,737	44.50
000,547.00	R L POLK & CO	CITY DIRECTORY	5,738	24.00
000,543.00	POTASH & PHOSPHATE INSTITUTE	SUPPLIES	5,739	45.00
015,543.00	PRENTICE HALL INC	SUPPLIES	5,740	26.07
013,543.00	PSYCHOLOGICAL SERVICES BUREAU	SUPPLIES	5,741	93.80
000,545.00	PUBLISHERS CENTRAL BUREAU	BOOKS	5,742	244.31
000,565.00	QWIKTERM	EQUIPMENT	5,743	728.00
000,543.00	RADIO SHACK	SUPPLIES	5,744	63.84
000,545.00	RAND MCNALLY & CO	BOOKS	5,745	129.00
016,543.00	RED CARPET MARKET	SUPPLIES	5,746	78.81
000,541.00	RESEARCH INSTITUTE OF AMERICA	SUPPLIES	5,747	36.00
000,554.00	ROAD STAR INN OF STERLING	PRES CANDIDATE	5,748	25.73
000,549.00	ROCK RIVER PRINTERS	BALLOTS	5,749	182.85
000,545.00	ROSE DISCOUNT RECORD STORE	RECORDS	5,750	43.91
017,543.00	SVC BOOKSTORE	SUPPLIES 17.56		
000,543.00	X X	13.04		
000,543.00	X X X	21.06		
016,543.00	X X	3.63		
000,543.00	X X	8.72		
011,543.00	X X	9.38		
012,543.00	X X	67.80		
000,543.00	X X	3.40		
012,543.00	X X	10.46		
000,542.00	X X	2.16		
000,543.01	X X	1.00		
000,543.02	X X	16.02		
011,541.01	X X	1.20		
012,541.01	X X	2.25		
012,541.02	X X	66.74		
015,543.00	X X	1.07		
000,541.00	X X	29.09		
000,541.00	X X	46.70		
000,541.00	X X	2.07		
015,543.00	X X	1.65	5,751	325.00
000,543.00	SVC BUILDING FUND	GAS	5,752	5.00

000,545.00	SVC STUDENT ACTIVITIES FUND	SUPPLIES	5,753	10.00
000,550.00	JOHN SAGMOE	TRAVEL	5,754	80.24
000,565.00	SARGENT WELCH SCIENTIFIC	EQUIPMENT	5,755	260.00
000,565.00	SEARS ROEBUCK & CO	EQUIPMENT	5,756	299.88
000,550.00	MICHAEL SEGUIN	TRAVEL	5,757	43.86
812,550.01	SERVOMATION	LUNCHES	5,758	14.81
000,550.00	SERVOMATION CORP	LUNCHES	5,759	4.36
815,543.00	B F SHAW PRINTING	SUPPLIES 34.00		
000,549.00	X X	ADS 152.70	5,760	186.70
714,550.00	STANLEY SHIPPET	TRAVEL	5,761	105.06
000,544.02	SITLERS SUPPLIES INC	SUPPLIES	5,762	48.07
117,543.00	SLAGLE & SON	SUPPLIES 9.40		
013,543.00	X X	9.40		
000,541.00	X X	40.50		
000,541.00	X X	46.25	5,763	105.55
000,545.00	SMITHSONIAN EXPO BOOKS	BOOK	5,764	37.45
712,550.00	SNOW WHITE BAKERY	SUPPLIES	5,765	5.95
714,550.00	ROBERT SOLLARS	TRAVEL	5,766	16.66
000,542.00	GLENN SPUTE	SUPPLIES	5,767	76.15
712,543.00	SBM EQUIP CENTER	SUPPLIES 44.30		
713,543.00	X X	24.54		
000,542.00	X X	63.74		
811,541.00	X X	39.91		
000,541.00	X X	1035.42		
000,539.00	X X	70.90		
000,565.00	X X	2630.00	5,768	3,908.81
000,547.00	STERLING CAMERA CENTER	SUPPLIES	5,769	56.84
310,538.00	STERLING SCHOOL OF BEAUTY	COSMETOLOGY	5,770	6,755.84
100,543.00	C F STOCKER	SUPPLIES	5,771	34.50
000,556.00	SWARTLEYS GREENHOUSE	FLOWERS	5,772	45.00
715,543.00	TENNIS	SUBSCR	5,773	9.50
000,541.00	UARCO	SUPPLIES	5,774	1,101.37
712,543.00	UNIFORMS TO YOU	SUPPLIES	5,775	13.00
300,543.00	UNIV OF ILLINOIS	SUPPLIES 6.90		
316,543.00	X X	9.50		
400,543.00	X X	124.75		
000,543.00	X X	29.60		
011,543.00	X X	11.50		
000,543.00	X X	95.50		
715,543.00	X X	10.00	5,776	287.75
000,545.00	U S CONGRESS HANDBOOK	BOOK	5,777	7.35
000,545.00	VISUAL DISPLAY	BOOKS	5,778	25.30
400,550.00	GEORGE VRHEL	TRAVEL	5,779	86.70
000,531.00	WARD WARD MURRAY PACE & JOHNSON	SERVICES	5,780	335.00
000,545.00	WATSON GUPTILL PUBL	BOOKS	5,781	67.23
000,544.00	WESTERN AUTO STORE	SUPPLIES	5,782	5.59
000,545.00	WEST PUBL CO	BOOKS	5,783	235.50
000,544.03	XEROX CORP	SUPPLIES	5,784	469.50
000,544.03	XEROX CORP	SUPPLIES	5,785	1,085.18
000,543.00	KRADLES	SUPPLIES	5,786	85.79
000,543.00	SVC IMPREST FUND	MISC EXPENSES	5,787	1,909.82
000,544.02	X X	SUPPLIES 2.68		
000,521.00	PRUDENTIAL	MAY PREMIUM	5,788	3.57
			5,789	8,807.41

77,468.02 *

Cks. #5629 - 5633

245,619.34

TOTAL EDUCATIONAL FUND FOR APRIL

\$ 323,087.36

INSURANCE FUND

2-000-565	WENTSEL WILKINS LOWE & WHEELER	Liab. audit	4	\$ 425.00
-----------	--------------------------------	-------------	---	-----------

TOTAL INSURANCE FUND FOR APRIL

\$ 425.00

BUILDING FUND

0-000-544	FARM & FLEET	Supplies	5854	\$ 155.39
-----------	--------------	----------	------	-----------

000,544.00	ADEL FURNACE WHOLESALERS	SUPPLIES 17.64	5,855	272.93
000,527.00	X X X	EQUIP 255.29		
000,527.00	ALCO SALES & SERVICE	EQUIPMENT	5,856	104.69
000,544.00	ALL EQUIPMENT	SUPPLIES	5,857	165.56
000,544.00	LOUIS ALLIS	SUPPLIES	5,858	80.30
000,544.00	C B BOILER SERVICE INC	SUPPLIES	5,859	12.40
000,544.00	CORNBELT ENGINEERING CO	SUPPLIES	5,860	54.68
000,544.00	CRESCENT ELECTRIC CO	SUPPLIES	5,861	4,576.65
000,544.00	THE DAILY GAZETTE	SUPPLIES	5,862	23.24
000,544.00	DIXON EVENING TELEGRAPH	SUPPLIES	5,863	13.38
000,544.00	DIXON GARAGE SUPPLY	SUPPLIES	5,864	25.63
000,544.00	DIXON SWIMMING POOL SUPPLY	SUPPLIES	5,865	62.50
000,530.00	ENERGY CONTROLS INC	SERVICE	5,866	249.62
000,544.00	W W GRAINGER INC	SUPPLIES	5,867	160.07
000,544.00	GLADYS GUNTLE	TRAVEL	5,868	10.20
000,544.00	HOME LUMBER CO	SUPPLIES	5,869	145.81
000,530.00	HONEYWELL INC	SERVICE	5,870	2,685.50
000,530.00	IBM CORP	SERVICE	5,871	14.30
000,544.00	INLANDER STEINDLER PAPER CO	SUPPLIES	5,872	456.88
000,544.00	LEE F S INC	SUPPLIES	5,873	564.25
000,544.00	MCMASTER CARR SUPPLY	SUPPLIES	5,874	12.75
000,530.00	DAVID MAYES	SEWAGE TESTING	5,875	165.00
000,530.00	MONTGOMERY ELEVATOR CO	SERVICE AGRT	5,876	433.55
000,544.00	MORGAN LINEN SERVICE	SUPPLIES	5,877	82.03
000,544.00	MOTT BROS CO	SUPPLIES	5,878	361.33
000,544.00	P & W SUPPLY CO	SUPPLIES	5,879	51.46
000,544.00	RATZLAFF FORD TRACTOR SALES	SUPPLIES	5,880	31.70
000,530.00	ROCK VALLEY DISPOSAL	SERVICE	5,881	81.00
000,544.00	SVC BOOKSTORE	SUPPLIES	5,882	11.27
000,544.00	SVC EDUCATIONAL FUND	SUPPLIES	5,883	9.48
000,544.00	SEARS ROEBUCK & CO	SUPPLIES 8.64		
000,527.00	X X X	EQUIP 336.22	5,884	344.86
000,544.00	SMITH FILTER CORP	SUPPLIES	5,885	615.10
000,544.00	SORENSEN BLDG SERVICES	SUPPLIES	5,886	2,220.72
000,544.00	SBM EQUIP CENTER	SUPPLIES	5,887	59.70

000,530.00	TURKS AUTO ELECTRIC	SERVICE	5,888	5.40
000,544.00	VISUAL DISPLAY	SUPPLIES	5,889	279.05
000,550.00	NORMAN WELCH	TRAVEL	5,890	72.55
000,544.00	WESCO	SUPPLIES	5,891	533.90
000,530.00	WISCONSIN TURF EQUIP CO	SERVICE	5,892	764.15
000,544.00	SVC PETTY CASH	SUPPLIES	5,893	1.30
	SVC IMPREST FUND	MISC EXPENSES	5,894	70.50

TOTAL BUILDING FUND FOR APRIL

\$ 16,040.78

SITE AND CONSTRUCTION FUND

000-584-02	RATHS, RATHS AND JOHNSON	SERVICES	629	\$ 1,264.62
------------	--------------------------	----------	-----	-------------

TOTAL SITE AND CONSTRUCTION FUND FOR APRIL

\$ 1,264.62

IMPREST FUND

	VOID CHECK		5016	
110-713-550	March of Dimes Perinatal Nursing Conf.	Conf.	5017	\$ 120.00
110-816-550	Twin City Travel	Travel-Lovekin	5018	198.00
192-000-544	United Parcel Service	Service	5019	11.66
270-000-544	Park Maintenance	Subscr.	5020	14.00
110-117-530	Jenny Lange	Honorarium	5021	25.00
110-800-530-02	APF Electronics Inc.	Repairs	5022	20.00
138-000-550	Sheraton Inn & Conf. Center	Conf.-Marlier	5023	26.00
138-000-550	Peoria Hilton	Conf.-Marlier	5024	84.00
138-000-550	I.L.A.S.F.A.A.	Conf.-Marlier	5025	65.00
110-713-543	Anne Keller	Supplies	5026	8.60
192-000-544	United Parcel Service	Service	5027	4.98
110-300-543	Lempco Industries	Supplies	5028	49.84
192-000-544	Postmaster	Bus. Reply Acct.	5029	25.00
181-000-556	George E. Cole	Expenses	5030	11.00
110-511-530	James Millis	Modeling	5031	12.00
191-000-549	Marijyn Vinson	Supplies	5032	8.62
181-000-556	Marilyn Vinson	Supplies	5033	6.78
110-511-530	James Logan Jr.	Modeling	5034	16.00
	VOID CHECK		5035	
110-712-550	Stronghold	ADN Retreat	5036	80.00
192-000-544	Postmaster	Grade mailing	5037	70.05
131-000-556	Marilyn Vinson	Supplies	5038	5.30
110-511-530	Mandy Martin	Modeling	5039	24.00
192-000-544	United Parcel Service	Service	5040	19.37
181-000-550	George E. Cole	Expenses	5041	70.11
182-000-541	I.A.S.B.O.	Dues-45.00		
182-000-550	X X	Conf. - 75.00	5042	120.00
183-000-547	The Daily Gazette	Subscr.	5043	30.00
110-800-530-03	Human Service Consultants Inc.	Workbooks	5044	57.50
120-000-550	Midwest Visual Equip Co.	Workshop	5045	149.00
270-000-544	Metro Information Serv. Inc.	Supplies	5046	56.50
110-117-530	Peggy Lange	Modeling	5047	20.00
110-800-530-03	Human Service Consultants Inc.	Workbooks	5048	30.00
110-712-543	Springer Publ Co.	Supplies	5049	11.85
110-813-530	Barb Ballew	Comm. Serv. Clerical	5050	40.00
110-813-530	Dale Hall	Comm. Serv. Clerical	5051	40.00
110-813-530	Melvin Swanlund	Comm. Serv. Clerical	5052	40.00
110-813-530	Ruth Rendleman	Comm. Serv. Clerical	5053	40.00
110-813-530	Dorothea Rahn	Comm. Serv. Clerical	5054	40.00
110-813-530	Martin Power	Comm. Serv. Clerical	5055	40.00
110-813-530	Randall Peterson	Comm. Serv. Clerical	5056	40.00
110-813-530	Wm. Gengenbach	Comm. Serv. Clerical	5057	40.00
110-813-530	Susan Dixon	Comm. Serv. Clerical	5058	40.00
110-813-530	Richard Cross	Comm. Serv. Clerical	5059	40.00
110-813-530	Robert Ciccicarelli	Comm. Serv. Clerical	5060	40.00
120-000-530	Eastman Kodak Co.	Repairs	5061	28.51
192-000-544	United Parcel Service	Service	5062	5.29
120-000-530	Eastman Kodak Co.	Repairs	5063	56.36

1,980.32

EDUCATIONAL FUND - 1909.82

BUILDING FUND - 70.50

Balance in fund - 1043.68

Disbursements - 1980.32

Total in fund - 3024.00

SAUK VALLEY COLLEGE

APPROVED BY

William E. Reife

PRESIDENT

Kay E. Fisher

SECRETARY

DATE

TREASURER'S REPORT

March 31, 1980

EDUCATIONAL FUND

Balance on Hand February 29, 1980 \$ 141,352.16

Receipts:

Taxes	3,934.36	
Fall State Apportionment	284,001.00	
Federal Work Study	19,059.25	
Other Federal Funds	1,939.00	
Transcript Fees	252.00	
Interest on Investments	7,711.48	
Other Revenue	81.00	
Expenditure Credits	<u>4,150.57</u>	<u>321,128.66</u>

Total Available \$ 462,480.82

Disbursements:

Expenses for March	325,524.23	
Investments	7,711.48	
Loan Repaid to Working		
Cash	<u>157,680.64</u>	<u>\$ 490,916.35</u>

Balance on Hand March 31, 1980 \$ (28,435.53)

BUILDING FUND

Balance on Hand February 29, 1980 \$ 109,970.41

Receipts:

Taxes	983.91	
Misc. Revenue	152.00	
Expenditure Credits	<u>256.35</u>	<u>1,392.26</u>

Total Available \$ 111,362.67

Disbursements:

Expenses for March	13,105.28	
Investments	<u>65,000.00</u>	<u>78,105.28</u>

Balance on Hand March 31, 1980 \$ 33,257.39

SITE AND CONSTRUCTION FUND - Dixon National

Balance on Hand February 29, 1980		\$ 111,807.37
<u>Receipts:</u>		
Facilities Revenue	6,025.00	
Interest on Investments	<u>197.82</u>	<u>6,222.82</u>
Total Available		\$ 118,030.19
<u>Disbursements:</u>		
Expenses for March		\$ <u>46,840.82</u>
Balance on Hand March 31, 1980		\$ <u><u>71,189.37</u></u>

SITE AND CONSTRUCTION FUND - Harris Trust

Balance on Hand February 29, 1980		\$ 6,811.09
<u>Receipts:</u>		-0-
<u>Disbursements:</u>		<u>-0-</u>
Balance on Hand March 31, 1980		\$ <u><u>6,811.09</u></u>

BOND AND INTEREST #1

Balance on Hand February 29, 1980		\$ 1,684.15
<u>Receipts:</u>		
Taxes	1,442.75	
Interest on Investments	<u>226.05</u>	<u>1,668.80</u>
Total Available		\$ 3,352.95
<u>Disbursements:</u>		-0-
Balance on Hand March 31, 1980		\$ <u><u>3,352.95</u></u>

WORKING CASH FUND

Balance on Hand February 29, 1980		\$ 16,282.80
<u>Receipts:</u>		
Interest on Investments	4,387.92	
Repaid from Educ. Fund	<u>157,680.64</u>	<u>162,068.56</u>
Total Available		\$ 178,351.56
<u>Disbursements:</u>		
Investments		<u>162,068.56</u>
Balance on Hand March 31, 1980		\$ <u><u>16,282.80</u></u>

INSURANCE FUND

Balance on Hand February 29, 1980 \$ 11,315.30

Receipts:

Taxes 65.57

Total Available \$ 11,380.87

Disbursements: -0-

Balance on Hand March 31, 1980 \$ 11,380.87

Certificate of Deposit	Working Cash	6-25-80	\$ 157,680.64
Certificate of Deposit	Building	6-16-80	65,000.00
Certificate of Deposit	B & I #1	5-20-80	141,079.30
Certificate of Deposit	S & C	5-15-80	115,215.34
Certificate of Deposit	Working Cash	5-15-80	233,718.82
Time-Open Deposit	S & C	5-28-80	100,000.00
Time-Open Deposit	B & I #1		46,117.44
Certificate of Deposit	S & C	8-25-80	101,000.00
Certificate of Deposit	B & I #1		45,000.00
Certificate of Deposit	S & C	4-14-80	200,000.00
Time-Open Deposit	S & C	5-28-80	100,000.00
Certificate of Deposit	Working Cash	4-30-80	203,955.69
Certificate of Deposit	S & C	5-12-80	200,000.00
Certificate of Deposit	Working Cash	9-1-80	294,531.75
Certificate of Deposit	Working Cash	4-30-80	206,286.35
Certificate of Deposit	B & I #1	5-21-80	53,000.00
Certificate of Deposit	Educational	4-15-80	287,711.48
			<u>\$2,550,296.81</u>

SAUK VALLEY COLLEGE

STUDENT LOAN FUND

Period Ending 3/31/80

B A L A N C E S H E E T

ASSETS:

Cash in Bank.....	\$ 868.74
Notes Receivable.....	<u>2,261.28</u>
	<u>\$3,130.02</u>

LIABILITIES AND NET WORTH:

Fund Equity.....	\$2,384.61
Net Profit.....	<u>745.41</u>
	<u>\$3,130.02</u>

P R O F I T A N D L O S S

INCOME:

Interest Income.....	\$ 144.41
Bad Debts Repaid.....	601.00

EXPENSES:..... NONE

NET PROFIT:..... \$ 745.41

SAUK VALLEY COLLEGE

E.O.G. WORKSTUDY FUNDS

Period Ending March 31, 1980

B A L A N C E S H E E T

Cash on Hand.....	\$ (1,725.47)	
Workstudy Awards Receivable from Fed. Gov. 1979-80.....	31,817.00	
Workstudy Awards Capital 1979-80.....		\$145,830.00
Workstudy Awards Paid 1979-80.....	110,803.82	
E.O.G. Funds Receivable from Fed. Gov. 1979-80.....	14,204.00	
Initial E.O.G. Awards Capital 1979-80.....		36,123.00
Initial E.O.G. Awards Paid 1979-80.....	33,764.11	
Renewal E.O.G. Awards Capital 1979-80.....		29,818.00
Renewal E.O.G. Awards Paid 1979-80.....	23,357.00	
Basic E.O.G. Awards Rec. from Fed. Gov. 1979-80.....	(11,180.00)	
Basic E.O.G. Awards Capital 1979-80.....		218,820.00
Basic E.O.G. Awards Paid 1979-80.....	228,087.02	
Inactive Federal Grants.....	1,463.52	
	<u>\$430,591.00</u>	<u>\$430,591.00</u>

SAUK VALLEY COLLEGE BOOKSTORE

Period Ending 3-31-80

B A L A N C E S H E E T

ASSETS:

Cash in Bank	\$ 62,595.85
Petty Cash	500.00
Investments	52,272.83
Accounts Receivable - Educational Fund	128.80
Inventory 6-30-79	56,357.18
	<u>\$171,854.66</u>

LIABILITIES AND NET WORTH:

Accounts Payable - Student Activity Fund	\$ 100.00
Fund Equity	\$182,118.61
Net Loss	<u>(10,363.95)</u>
	<u>171,754.66</u>
	<u>\$171,854.66</u>

P R O F I T A N D L O S S

INCOME:

Textbook Sales	\$141,682.32	
Supply Sales	17,622.77	
Miscellaneous Sales	7,940.55	
Paperback Sales	5,004.54	
Used Book Sales	9,434.26	
Sales Tax Collected	8,774.54	
Other Income	336.33	
Investment Income	<u>2,323.41</u>	\$193,118.72

EXPENSES:

Textbook Purchases	\$139,807.00	
Supply Purchases	15,537.83	
Miscellaneous Purchases	8,654.99	
Paperback Purchases	5,378.71	
Used Book Purchases	7,126.80	
Sales Tax Paid	8,039.52	
Salaries & Wages	12,264.05	
Transportation Charges	3,481.60	
Supply Expense	1,164.81	
Equipment	880.70	
Travel	277.83	
Telephone	181.90	
Dues & Subscriptions	125.00	
Other Expense	588.63	
Over and Under	6.34	
Bad Debts	<u>(33.04)</u>	\$203,482.67

NET LOSS on a cash basis without regard to inventory or
accounts payable \$(10,363.95)

RESTRICTED PURPOSES FUND

March 31, 1980

Balance on Hand February 29, 1980	\$155,490.61
February Receipts	<u>78,815.09</u>
TOTAL FUNDS AVAILABLE DURING FEBRUARY	\$234,305.70
Cash Disbursements for February	<u>\$180,652.62</u>
Balance on Hand - March 31, 1980	<u>\$ 53,653.08</u>

STATEMENT OF INCOME & EXPENSE

STUDENT ACTIVITIES

<u>ACTIVITIES</u>	<u>AMOUNT</u>
Comprehensive Fee Income	\$ 26,001.14
Athletic Income	343.00
Drama Income	1,549.33
Student Activity Income	1,024.32
Student Newspaper Income	226.44
Film Income	127.00
Cash Over & Under	(101.73)
Other Income - Student Activity Fund Only	<u>5.82</u>
TOTAL INCOME	\$ 29,175.32

	<u>BUDGET</u>	<u>EXPENSE</u>
Athletic Expense	\$15,231.00	\$ 8,232.45
Cheerleaders & Pom Pom Squad	370.00	151.16
Speech Activities & Readers Theatre	3,600.00	3,238.11
Drama Expense	2,400.00	2,185.84
Music Expense	2,750.00	953.67
Student Activity Expense	11,157.00	9,182.29
Student Newspaper Expense	4,000.00	2,306.81
Associated Student Board	1,890.00	1,759.03
Musical	-0-	
Women's Intercollegiate Act.	8,500.00	7,410.23
Intramurals - Coed	300.00	
SVC Clubs	2,250.00	707.26
Film Commission	1,800.00	1,157.19
Art Exhibitions	300.00	
Contingency Expense/Equipment	80.00	
Contingencies/Non-Budgeted	800.00	
	<u>\$55,428.00</u>	
TOTAL EXPENSE		<u>\$ 32,284.04</u>
Excess of Expenditures Over		
Revenue, as of		
March 31, 1980		<u>\$ 8,108.72</u>

RESTRICTED PURPOSES FUND

STATEMENT OF ASSETS AND LIABILITIES

March 31, 1980

<u>ASSETS</u>		<u>REVOLVING AGENCY FUND LIABILITIES</u>	<u>AMOUNT</u>
Cash in Bank	\$ 53,653.08	Student Tuition	\$229,740.00
Petty Cash	410.00	Out of District Fees	3,945.80
Accts. Rec.	195,107.28	Due Educational Fund	2,261.21
		Due Building Fund	106.90
		Due Student Loan Fund	451.25
		Due Bookstore	1,229.67
		Tuition Refunds	<u>(10,898.00)</u>
			\$226,836.83

RESTRICTED AGENCY FUND LIABILITIES

Child Care Operations	\$ (1,227.27)
Parking	1,385.61
Recreation Room Fund	4,733.34
Student Locker Fund	254.90
Land Lab	7,234.88
Community Services	8,654.38
EMTA Grant	(1,407.72)
Photography Supplies	1,339.64
Highway Emer. Rescue Tech.	(8,466.36)
LPN Supplies	564.78
Book Transactions	3.00
HEW Nursing Grant	(700.00)
Law Enforcement Grant	372.00
Nursing Capitation	121.05
Nursing Capitation 1978-79	(5,007.65)
1979-80 Disadv. Grant	7,558.37
CETA Public Services	(615.35)
Ill. Humanities Grant	(1.21)
Miscellaneous Account	495.65
Student Clubs	891.57
Adult Learning Book Charges	377.23
Community Theatre	490.21
College Van	1,904.70
Horticulture/Greenhouse	413.60
Library Fund	<u>500.49</u>
	\$ 19,869.84

FUND EQUITY

July 1, 1979	\$ 10,572.41	
Excess of Expenditures over Revenue as of March 31, 1980	<u>\$ 8,108.72</u>	<u>\$ 2,463.69</u>

TOTAL ASSETS \$249,170.36

TOTAL LIABILITIES & FUND EQUITY

\$249,170.36

SAUK VALLEY COLLEGE

APPROVED BY

William E. Seigle

PRESIDENT

Kay E. Fisher

SECRETARY

DATE _____

EDUCATIONAL FUND

Account	Total Expenditures	To Date	Prev. Mo. To Date	This Mo.	Budget	Unexpended	Unencumbered
DIV OF BUSINESS SALARIES	72019.21	72019.21	62431.35	9587.86	96741.00	24721.79	24721.79
DIV OF BUS CONTR SERV	3544.25	3544.25	3484.00	60.25	3800.00	255.75	255.75
DIV OF BUS SUPPLIES	2725.12	2725.12	2152.29	572.83	4661.00	1935.88	1935.88
DIV OF BUS CONF & MEETINGS	1086.69	1086.69	1086.69	.00	1148.00	61.31	61.31
FOOD SERV CONTR SERV	90.00	90.00	45.00	45.00	300.00	210.00	210.00
FOOD SERV SUPPLIES	404.65	404.65	337.74	66.91	994.00	589.35	589.35
FOOD SERV CONF & MEETINGS	37.94	37.94	37.94	.00	212.00	174.06	174.06
DIV OF AGRIC SALARIES	11546.85	11546.85	10007.27	1539.58	18475.00	6928.15	6928.15
DIV OF AGRIC CONTR SERV		.00		.00	150.00	150.00	150.00
DIV OF AGRIC SUPPLIES	1120.94	1120.94	939.23	181.71	1300.00	179.06	179.06
DIV OF AGRIC CONF & MEETINGS		.00		.00	468.00	468.00	468.00
DIV OF INDUS ED SALARIES	85145.40	85145.40	73792.68	11352.72	118150.00	33004.60	33004.60
DIV OF INDUS ED CONTR SERV	826.68	826.68	826.68	.00	2000.00	1173.32	1173.32
DIV OF INDUS ED SUPPLIES	11370.49	11370.49	10246.83	1123.66	14088.00	2717.51	2717.51
DIV OF INDUS ED CONF & MEETINGS	1113.37	1113.37	1113.37	.00	1496.00	382.63	382.63
COSMETOLOGY	22695.36	22695.36	15939.52	6755.84	23000.00	304.64	304.64
COSMETOL SUPPLIES		.00		.00	100.00	100.00	100.00
COSMETOL CONF & MEETINGS	4.08	4.08	4.08	.00	42.00	37.92	37.92
HUMAN SERV ADMIN SALARIES	16229.04	16229.04	14520.72	1708.32	20500.00	4270.96	4270.96
HUMAN SERV CONTR SERV	30.00	30.00	30.00	.00	300.00	270.00	270.00
HUMAN SERV SUPPLIES	1059.54	1059.54	977.95	81.59	1200.00	140.46	140.46
HUMAN SERV CONF & MEETINGS	413.62	413.62	413.62	.00	467.00	53.38	53.38
DIV OF SOC SCI SALARIES	62817.45	62817.45	54441.79	8375.66	94550.00	31732.55	31732.55
DIV OF SOC SCI SUPPLIES	2281.31	2281.31	1354.66	926.65	2600.00	318.69	318.69
DIV OF SOC SCI CONF & MEETINGS	405.00	405.00	318.30	86.70	952.00	547.00	547.00
CRIMINAL JUSTICE SALARIES	23121.75	23121.75	20273.35	2847.90	34175.00	11053.25	11053.25
CRIM JUS CONTR SERV		.00		.00	225.00	225.00	225.00
CRIM JUS SUPPLIES	2522.68	2522.68	2393.78	128.90	1863.00	659.68 CR	659.68 CR
CRIM JUS CONF & MEETINGS	815.04	815.04	815.04	.00	850.00	34.96	34.96
LIBRARY TECH SUPPLIES	54.66	54.66	54.66	.00	250.00	195.34	195.34
DIV OF FIRE SCI CONTR SERV		.00		.00	100.00	100.00	100.00
DIV OF FIRE SCI SUPPLIES	773.52	773.52	70.00	703.52	1575.00	801.48	801.48
DIV OF FIRE SCI CONF & MEETINGS		.00		.00	240.00	240.00	240.00
DIV OF HUMANITIES SALARIES	120666.15	120666.15	104577.33	16088.82	159650.00	38983.85	38983.85
DIV OF HUMAN CONTR SERV		.00		.00	500.00	500.00	500.00
DIV OF HUMAN SUPPLIES	1176.00	1176.00	909.02	266.98	2154.00	978.00	978.00

Account	Total Expenditures	To Date	Prev. Mo. To Date	This Mo.	Budget	Unexpended	Unencumbered
DIV OF HUMAN CONF & MEETINGS	913.36	913.36	610.40	302.96	1,136.00	222.64	222.64
ART DEPT SALARIES	10,812.45	10,812.45	9,370.79	1,441.66	17,300.00	6,487.55	6,487.55
ART DEPT CONTR SERV	193.00	193.00	141.00	52.00	446.00	253.00	253.00
ART DEPT SUPPLIES	138.37	138.37	537.59	399.22 CR	1,527.00	1,388.63	1,388.63
ART DEPT CONF & MEETINGS		.00		.00	88.00	88.00	88.00
MUSIC DEPT SALARIES	21,577.95	21,577.95	18,700.89	2,877.06	34,525.00	12,947.05	12,947.05
MUSIC DEPT CONTR SERV	811.35	811.35	671.35	140.00	735.00	76.35 CR	76.35 CR
MUSIC DEPT SUPPLIES	1,095.43	1,095.43	934.06	161.37	1,300.00	204.57	204.57
MUSIC DEPT CONF & MEETINGS	31.70	31.70	31.70	.00	177.00	145.30	145.30
DIV OF MATH SCI SALARIES	99,296.40	99,296.40	86,056.88	13,239.52	138,650.00	39,353.60	39,353.60
DIV OF MATH SCI CONTR SERV	30.00	30.00	30.00	.00	2950.00	2920.00	2920.00
DIV OF MATH SCI SUPPLIES	5,049.97	5,049.97	4,808.63	241.34	8,750.00	3,700.03	3,700.03
DIV OF MATH SCI CONF & MEETINGS	194.92	194.92	72.86	122.06	704.00	509.08	509.08
MED LAB TECH SALARIES	24,345.00	24,345.00	21,585.00	2,760.00	33,120.00	8,775.00	8,775.00
MED LAB TECH CONTR SERV	374.42	374.42	374.42	.00	400.00	25.58	25.58
MED LAB TECH SUPPLIES	5,707.13	5,707.13	5,500.64	206.49	10,065.00	4,357.87	4,357.87
MED LAB TECH CONF & MEETINGS	673.96	673.96	673.96	.00	550.00	123.96 CR	123.96 CR
ADN SALARIES	29,260.20	29,260.20	25,358.84	3,901.36	55,425.00	26,164.80	26,164.80
ADN OFC SALARIES	5,615.38	5,615.38	4,987.80	627.58	7,492.00	1,876.62	1,876.62
ADN CONTR SERV	74.50	74.50	74.50	.00	135.00	60.50	60.50
ADN SUPPLIES	2,361.73	2,361.73	2,029.42	332.31	2,160.00	201.73 CR	201.73 CR
ADN CONF & MEETINGS	1,270.16	1,270.16	1,030.67	239.49	1,505.00	234.84	234.84
LPN SALARIES	58,299.85	58,299.85	50,489.47	7,810.38	66,230.00	7,930.15	7,930.15
LPN CONTR SERV	66.40	66.40	22.00	44.40	250.00	183.60	183.60
LPN SUPPLIES	1,791.46	1,791.46	1,318.14	473.32	2,684.00	892.54	892.54
LPN CONF & MEETINGS	1,253.20	1,253.20	978.51	274.69	1,201.00	52.20 CR	52.20 CR
RAD TECH SALARIES	14,675.00	14,675.00	13,105.00	1,570.00	18,840.00	4,165.00	4,165.00
RAD TECH CONTR SERV		.00		.00	450.00	450.00	450.00
RAD TECH SUPPLIES	1,860.96	1,860.96	1,795.51	65.45	3,150.00	1,289.04	1,289.04
RAD TECH CONF & MEETINGS	954.24	954.24	832.52	121.72	2,530.00	1,575.76	1,575.76
DIV OF PHYS ED SALARIES	25,937.40	25,937.40	22,479.08	3,458.32	41,500.00	15,562.60	15,562.60
DIV OF PHYS ED SUPPLIES	1,833.86	1,833.86	1,784.15	49.71	2,140.00	306.14	306.14
DIV OF PHYS ED CONF & MEETINGS	235.37	235.37	213.27	22.10	334.00	98.63	98.63
NURSE AID INSTR SALARIES	5,030.34	5,030.34		5,030.34		5,030.34 CR	5,030.34 CR
NURSE AID CONTR SERV		.00		.00	30.00	30.00	30.00
NURSE AID SUPPLIES	70.47	70.47	66.12	4.35	300.00	229.53	229.53
PART TIME OVERLOAD-FOSTER	23,989.87	23,989.87	10,403.22	13,586.65	20,800.00	3,189.87 CR	3,189.87 CR

Account	Total Expenditures	To Date	Prev. Mo. To Date	This Mo.	Budget	Unexpended	Unencumbered
NIGHT PREMIUMS FOSTER	200.00	200.00	200.00			200.00 CR	200.00 CR
PART TIME OVERLOAD-SAGMOE	16,142.92	16,142.92	13,915.06	2,227.86	13,600.00	2,542.92 CR	2,542.92 CR
PART TIME OVERLOAD-STRICKLAND	110,971.57	110,971.57	88,689.10	22,282.47	103,000.00	7,971.57 CR	7,971.57 CR
NIGHT PREMIUMS STRICKLAND	1,400.00	1,400.00	1,400.00	.00		1,400.00 CR	1,400.00 CR
SUMMER SESSION SALARIES	92,031.00	92,031.00	92,031.00	.00	85,200.00	6,831.00 CR	6,831.00 CR
INSTR SECR SALARIES	15,719.06	15,719.06	14,038.56	1,680.50	20,052.00	4,332.94	4,332.94
WORKROOM CONTR SERV	1,622.80	1,622.80	1,622.80	.00	1,750.00	127.20	127.20
INSTR UNALLOCATED CONTR SERV	681.19	681.19	661.19	20.00	1,650.00	968.81	968.81
FACULTY IN SERVICE TRAINING	1,236.10	1,236.10	1,148.60	87.50	5,000.00	3,763.90	3,763.90
WORKROOM SUPPLIES	608.43	608.43	500.51	107.92	750.00	141.57	141.57
FACULTY OFFICE SUPPLIES	173.08	173.08	137.93	35.15	800.00	626.92	626.92
INSTITUTIONAL COMMITTEES SUPPLIES	684.50	684.50	668.48	16.02	200.00	484.50 CR	484.50 CR
TUITION REIMBURSEMENT	3,579.78	3,579.78	3,579.78	.00	6,000.00	2,420.22	2,420.22
ARTS & SCI DEAN SALARY	19,791.54	19,791.54	17,708.22	2,083.32	25,000.00	5,208.46	5,208.46
ARTS & SCI SECR SALARY	7,120.25	7,120.25	6,370.75	749.50	8,994.00	1,873.75	1,873.75
ARTS & SCI FED WORK STUDY	12,465.57	12,465.57	10,466.98	1,998.59	19,201.00	6,735.43	6,735.43
STUDENT TUTORS	2,327.50	2,327.50	2,198.85	128.65	3,600.00	1,272.50	1,272.50
ARTS AND SCI DEAN SUPPLIES	780.17	780.17	679.10	101.07	1,750.00	969.83	969.83
DEAN CONF & MEETINGS	361.11	361.11	361.11	.00	612.00	250.89	250.89
CAREER ED DEAN SALARY	19,000.00	19,000.00	17,000.00	2,000.00	24,000.00	5,000.00	5,000.00
ASST DEAN SALARY	18,604.04	18,604.04	16,645.72	1,958.32	23,500.00	4,895.96	4,895.96
CAREER ED SECR SALARY	7,673.53	7,673.53	6,865.79	807.74	9,693.00	2,019.47	2,019.47
CAREER ED FED WORK STUDY	11,670.69	11,670.69	10,039.17	1,631.52	12,230.00	559.31	559.31
SVC STUDENT EMPLOYEES	2,813.05	2,813.05	2,498.40	314.65	6,000.00	3,186.95	3,186.95
CAREER ED DEAN SUPPLIES	806.25	806.25	736.09	70.16	1,800.00	993.75	993.75
ASST DEAN SUPPLIES	504.77	504.77	408.81	95.96	600.00	95.23	95.23
DEAN CONF & MEETINGS	215.05	215.05	200.24	14.81	1,275.00	1,059.95	1,059.95
ASST DEAN CONF & MEETINGS	111.07	111.07	111.07	.00	382.00	270.93	270.93
COMM ED ADMIN SALARIES	17,290.00	17,290.00	15,470.00	1,820.00	21,840.00	4,550.00	4,550.00
COMM ED INSTR SALARIES	62,209.76	62,209.76	57,401.18	4,808.58	68,000.00	5,790.24	5,790.24
COMM SERV COORDINATORS	7,450.00	7,450.00	3,475.00	3,975.00	7,000.00	450.00 CR	450.00 CR
COMM ED SECR SALARIES	5,894.28	5,894.28	5,239.36	654.92	7,859.00	1,964.72	1,964.72
COMM ED CONTR SERV	1,725.00	1,725.00	1,553.00	172.00	3,000.00	1,275.00	1,275.00
COMM ED SUPPLIES	2,971.67	2,971.67	2,924.65	47.02	2,200.00	771.67 CR	771.67 CR
COMM ED CONF & MEETINGS	1,505.03	1,505.03	1,464.57	40.46	1,530.00	24.97	24.97
ACADEMIC SKILLS SALARIES	25,390.50	25,390.50	22,005.10	3,385.40	33,825.00	8,434.50	8,434.50

Account	Total Expenditures	To Date	Prev. No. To Date	This No.	Budget	Unexpended	Unencumbered
ACADEMIC SKILLS FED WORK STUDY	4,376.55	4,376.55	3,776.70	599.85	2,722.00	1,654.55 CR	1,654.55 CR
ACADEM SKILLS CONTR SERV	419.63	419.63	419.63	.00	400.00	19.63 CR	19.63 CR
ACADEM SKILLS SUPPLIES	3,413.56	3,413.56	3,295.14	118.42	3,300.00	113.56 CR	113.56 CR
ACADEM SKILLS CONF & MEETINGS	161.73	161.73	117.23	44.50	255.00	93.27	93.27
HONORS PROGRAM CONTR SERV		.00		.00	200.00	200.00	200.00
HONORS PROG SUPPLIES	196.99	196.99	118.18	78.81	200.00	3.01	3.01
HONORS PROG CONF & MEETINGS	418.43	418.43	220.43	198.00	510.00	91.57	91.57
LRC ADMIN SALARIES	17,020.77	17,020.77	15,229.11	1,791.66	21,500.00	4,479.23	4,479.23
LRC PROF SALARIES	30,859.20	30,859.20	26,744.64	4,114.56	49,375.00	18,515.80	18,515.80
LRC SECR SALARIES	18,742.00	18,742.00	16,746.66	1,995.34	24,119.00	5,377.00	5,377.00
LRC FED WORK STUDY	9,965.20	9,965.20	8,171.84	1,793.36	7,909.00	2,056.20 CR	2,056.20 CR
LRC CONTR SERV	2,866.99	2,866.99	2,447.82	419.17	3,500.00	633.01	633.01
LIBRARY SUPPLIES	7,156.55	7,156.55	6,846.79	309.76	8,800.00	1,643.45	1,643.45
A V SUPPLIES	4,078.94	4,078.94	4,127.34	48.40 CR	6,400.00	2,321.06	2,321.06
XEROX SUPPLIES	4,352.90 ◊	4,352.90 CR	4,014.81 ◊	338.09 CR	2,000.00	6,352.90	6,352.90
LIBRARY BOOKS	20,343.58	20,343.58	16,570.94	3,772.64	30,000.00	9,656.42	9,656.42
LRC CONF & MEETINGS	205.98	205.98	56.98	149.00	510.00	304.02	304.02
ADM & RECORDS SECR SALARIES	23,720.94	23,720.94	21,220.47	2,500.47	29,594.00	5,873.06	5,873.06
ADM & REC FED WORK STUDY	2,973.06	2,973.06	2,568.51	404.55	3,827.00	853.94	853.94
ADM & REC CONTR SERV	425.00	425.00	425.00	.00	429.00	4.00	4.00
ADM & REC SUPPLIES	2,911.93	2,911.93	1,564.90	1,347.03	6,000.00	3,088.07	3,088.07
ADM & REC CONF & MEETINGS	6.80	6.80	6.80	.00	425.00	418.20	418.20
COUNSELING SALARIES	57,566.44	57,566.44	51,478.12	6,088.32	73,060.00	15,493.56	15,493.56
COUNSELING SECR SALARIES	5,838.48	5,838.48	5,306.72	531.76	7,492.00	1,653.52	1,653.52
HEALTH SERV SUPPLIES	25.50	25.50	25.50	.00	300.00	274.50	274.50
FIN AIDS PROF SALARIES	17,575.00	17,575.00	15,725.00	1,850.00	22,200.00	4,625.00	4,625.00
FIN AIDS SECR SALARIES	6,452.78	6,452.78	5,773.54	679.24	8,151.00	1,698.22	1,698.22
STUDENT SERV ADMIN SALARIES	21,375.00	21,375.00	19,125.00	2,250.00	27,000.00	5,625.00	5,625.00
STUDENT SERV SECR SALARIES	7,677.52	7,677.52	6,869.36	808.16	9,698.00	2,020.48	2,020.48
STUDENT SERV FED WORK STUDY	44,046.85	44,046.85	40,146.87	3,899.98	34,049.00	9,997.85 CR	9,997.85 CR
COACHING SALARIES	7,112.50	7,112.50	6,337.50	775.00	10,300.00	3,187.50	3,187.50
STUDENT SERV CONTR SERV	193.75	193.75	193.75	.00	300.00	106.25	106.25
STUDENT SERV SUPPLIES	8,797.71	8,797.71	7,618.74	1,178.97	9,000.00	202.29	202.29
STUDENT RECRUITMENT	1,180.51	1,180.51	1,174.92	5.59	1,500.00	319.49	319.49
COMMENCEMENT	1,111.80	1,111.80	1,111.80	.00	5,500.00	4,388.20	4,388.20
STUDENT SERV CONF & MEETINGS	2,536.14	2,536.14	2,123.29	412.85	3,655.00	1,118.86	1,118.86

Account	Total Expenditures	To Date	Prev. Mo. To Date	This Mo.	Budget	Unexpended	Unencumbered
VETERANS GRANT SECR SALARIES	11,873.61	11,873.61	10,598.79	1,274.82	15,259.00	3,385.39	3,385.39
VETERANS GRANT SUPPLIES	1,404.63	1,404.63	1,404.63	.00	1,200.00	204.63 CR	204.63 CR
VETERANS GRANT CONF & MEETINGS	78.24	78.24	78.24	.00	800.00	721.76	721.76
PUB SERV SALARIES		.00		.00	3,500.00	3,500.00	3,500.00
PUB SERV CONTR SERV		.00		.00	1,000.00	1,000.00	1,000.00
PUB SERV SUPPLIES		.00		.00	3,000.00	3,000.00	3,000.00
SERVICE STAFF SALARIES	200,621.81	200,621.81	178,521.35	22,100.46	289,460.00	88,838.19	88,838.19
MAINT FED WORK STUDY	24,796.13	24,796.13	21,354.34	3,441.79	63,355.00	38,558.87	38,558.87
MATRONS FED WORK STUDY	17,849.82	17,849.82	16,491.52	1,358.30		17,849.82 CR	17,849.82 CR
GAS	81,741.76	81,741.76	70,034.37	11,707.39	105,350.00	23,608.24	23,608.24
ELECTRICITY	93,570.88	93,570.88	81,400.88	12,170.00	124,100.00	30,529.12	30,529.12
TELEPHONE	17,190.72	17,190.72	15,737.98	1,452.74	24,000.00	6,809.28	6,809.28
PRESIDENTS SALARY	27,708.27	27,708.27	24,791.61	2,916.66	35,000.00	7,291.73	7,291.73
PRES SECR SALARY	9,588.36	9,588.36	8,534.68	1,053.68	12,299.00	2,710.64	2,710.64
PRES FED WORK STUDY	4,128.03	4,128.03	3,855.23	272.80	2,096.00	2,032.03 CR	2,032.03 CR
PRES OFC CONTR SERV		.00		.00	100.00	100.00	100.00
PRES OFC SUPPLIES	1,144.03	1,144.03	1,010.40	133.63	3,000.00	1,855.97	1,855.97
PRES OFC CONF & MEETINGS	831.46	831.46	761.35	70.11	2,000.00	1,168.54	1,168.54
SPECIAL AFFAIRS	443.68	443.68	360.60	83.08	1,500.00	1,056.32	1,056.32
BUS OFC ADMIN SALARIES	26,125.00	26,125.00	23,375.00	2,750.00	33,000.00	6,875.00	6,875.00
BUS OFC PROF SALARIES	18,208.27	18,208.27	16,291.61	1,916.66	23,000.00	4,791.73	4,791.73
BUS OFC SECR SALARIES	33,837.88	33,837.88	30,268.48	3,569.40	46,447.00	12,609.12	12,609.12
BUS OFC FED WORK STUDY	5,656.86	5,656.86	5,125.21	531.65	8,420.00	2,763.14	2,763.14
BUS OFC CONTR SERV	2,976.49	2,976.49	2,976.49	.00	3,575.00	598.51	598.51
BUS OFC SUPPLIES	1,591.06 ◊	1,591.06 CR	2,502.06 ◊	911.00	7,500.00	9,091.06	9,091.06
BUS OFC CONF & MEETINGS	1,704.70	1,704.70	1,554.70	150.00	1,700.00	4.70 CR	4.70 CR
PUBLIC RELA ADMIN SALARIES	17,416.54	17,416.54	15,583.22	1,833.32	22,000.00	4,583.46	4,583.46
PUB RELA SECR SALARIES	875.00	875.00	805.00	70.00	2,000.00	1,125.00	1,125.00
PUB RELA SUPPLIES	30,064.89	30,064.89	29,647.25	417.64	45,000.00	14,935.11	14,935.11
PUB RELA CONF & MEETINGS	197.46	197.46	176.72	20.74	638.00	440.54	440.54
AUDITING & LEGAL	10,987.20	10,987.20	10,652.20	335.00	14,000.00	3,012.80	3,012.80
ELECTIONS & OTHER	1,588.13	1,588.13	653.18	934.95	6,000.00	4,411.87	4,411.87
BOARD CONF & MEETINGS	1,039.12	1,039.12	800.34	238.78	1,700.00	660.88	660.88
INSTITUTIONAL SECR SALARIES	6,326.05	6,326.05	5,660.15	665.90	7,991.00	1,664.95	1,664.95
GROUP MED & LIFE INS	91,142.36	91,142.36	83,258.77	7,883.59	115,500.00	24,357.64	24,357.64
UNEMPLOYMENT COMP	9,641.38	9,641.38	3,419.90	6,221.48	19,200.00	9,558.62	9,558.62

Account	Total Expenditures	To Date	Prev. Mo. To Date	This Mo.	Budget	Unexpended	Unencumbered
INSTITU UNALLOCATED CONTR SERV	922.42	922.42	721.91	200.51	2100.00	1.177.58	1.177.58
FACULTY ASSN SUPPLIES	105.89	105.89	100.31	5.58	200.00	94.11	94.11
POSTAGE	16,699.92	16,699.92	16,563.57	136.35	27,300.00	10,600.08	10,600.08
PUBLICATIONS & DUES	5,601.20	5,601.20	5,601.20	.00	6,200.00	598.80	598.80
ADVERTISING	135.96	135.96	135.96	.00	550.00	414.04	414.04
RECRUITMENT	4,472.91	4,472.91	3,707.84	765.07	2,000.00	2,472.91 CR	2,472.91 CR
GENERAL INSURANCE	6,027.75	6,027.75	6,027.75	.00	12,000.00	5,972.25	5,972.25
EQUIPMENT	15,401.15	15,401.15	7,042.60	8,358.55	53,200.00	37,798.85	37,798.85
STATE VOC EQUIPMENT	18,124.65	18,124.65	17,556.60	568.05		18,124.65 CR	18,124.65 CR
TUITION CHARGE BACK	22,337.49	22,337.49	20,305.54	2,031.95	15,000.00	7,337.49 CR	7,337.49 CR
INSTITU RESEARCH SUPPLIES	88.23	88.23	88.23	.00	500.00	411.77	411.77
DATA PROC PROF SALARIES	32,458.27	32,458.27	24,041.61	3,416.66	41,000.00	8,541.73	8,541.73
DATA PROC NON ACADEM SALARIES	4,767.85	4,767.85	4,061.03	706.82	7,685.00	2,917.15	2,917.15
DATA PROC FED WORK STUDY	2,394.07	2,394.07	2,127.47	266.60	3,231.00	836.93	836.93
DATA PROC CONTR SEEV	10,743.50	10,743.50	10,618.50	125.00	11,213.00	469.50	469.50
DATA PROC SUPPLIES	2,512.85	2,512.85	2,435.75	77.10	3,780.00	1,267.15	1,267.15
DATA PROC CONF & MEETINGS		.00		.00	850.00	850.00	850.00
DATA PROC EQUIP RENTAL	31,311.39	31,311.39	27,822.81	3,488.58	44,908.00	13,596.61	13,596.61
GRANTS OFC SUPPLIES	386.73	386.73	386.73	.00	1,000.00	613.27	613.27
GRANTS OFC CONF & MEETINGS	93.10	93.10	93.10	.00	600.00	506.90	506.90
AFFIRM ACTION CONTR SERV		.00		.00	200.00	200.00	200.00
AFFIRM ACTION SUPPLIES	66.89	66.89	66.89	.00	400.00	333.11	333.11
AFFIRM ACTION CONF & MEETINGS	963.87	963.87	963.87	.00	850.00	113.87 CR	113.87 CR
CONTINGENCIES		.00		.00	38,893.00	38,893.00	38,893.00
	251,783.55	251,783.55	219,490.76	31,936.79	334,327.00	82,439.45	82,439.45

BUILDING FUND

Account	Total Expenditures	To Date	Prev. Mo. To Date	This Mo.	Budget	Unexpended	Unencumbered
BUILDING & MAINT SUPPLIES	41,643.35	41,643.35	31,129.39	10,513.96	52,000.00	10,356.65	10,356.65
MAINT CONF & MEETINGS	236.91	236.91	154.16	82.75	638.00	401.09	401.09
SERVICE EQUIPMENT	1,976.19	1,976.19	1,279.99	696.20	8,500.00	6,523.81	6,523.81
MAINT CONTR SERV	21,094.13	21,094.13	16,602.61	4,491.52	29,700.00	8,605.87	8,605.87
RENTAL	919.00	919.00	919.00	.00	500.00	419.00 CR	419.00 CR
CONTINGENCIES		.00		.00	22,000.00	22,000.00	22,000.00
	65,869.58 T	65,869.58 T	50,085.15 T	15,784.43 T	113,338.00 T	47,468.42 T	47,468.42 T

SITE & CONSTRUCTION FUND

SITE IMPROVEMENT		.00		.00	20,000.00	20,000.00	20,000.00
NEW BUILDINGS & ADDITIONS		.00		.00	25,000.00	25,000.00	25,000.00
BLDG IMPROVEMENTS		.00		.00	105,000.00	105,000.00	105,000.00
BLDG REPAIRS	5,038.82	5,038.82	3,774.20	1,264.62		5,038.82 CR	5,038.82 CR
BLDG REPAIRS AFFIRM ACTION	6,538.15	6,538.15	6,538.15	.00		6,538.15 CR	6,538.15 CR
OFFICE EQUIPMENT		.00		.00	10,000.00	10,000.00	10,000.00
INSTR EQUIPMENT		.00		.00	10,000.00	10,000.00	10,000.00
SERVICE EQUIPMENT		.00		.00	10,000.00	10,000.00	10,000.00
CAPITAL OUTLAY		.00		.00	20,000.00	20,000.00	20,000.00
	11,576.97 T	11,576.97 T	10,312.35 T	1,264.62 T	200,000.00 T	188,423.03 T	188,423.03 T

BOND & INTEREST #1

DEBT PRINCIPAL RETIREMENT	225,000.00	225,000.00	225,000.00	.00	225,000.00	.00	.00
INTEREST	31,275.00	31,275.00	31,275.00	.00	58,444.00	27,169.00	27,169.00
OTHER CHARGES	132.50	132.50	132.50	.00	500.00	367.50	367.50
	256,407.50 T	256,407.50 T	256,407.50 T	.00 T	283,944.00 T	27,536.50 T	27,536.50 T

BOND & INTEREST #4

Account	Total Expenditures	To Date	Prev. Mo. To Date	This Mo.	Budget	Unexpended	Unencumbered
DEBT PRINCIPAL RETIREMENT		.00		.00	250.000.00	250.000.00	250.000.00
INTEREST		.00		.00	17,500.00	17,500.00	17,500.00
OTHER CHARGES		.00		.00	1,500.00	1,500.00	1,500.00
	.00 T	.00 T	.00 T	.00 T	269,000.00 T	269,000.00 T	269,000.00 T

WORKING CASH FUND

MISC EXPENSES		.00		.00	500.00	500.00	500.00
	.00 T	.00 T	.00 T	.00 T	500.00 T	500.00 T	500.00 T

INSURANCE FUND

INSURANCE EXPENSE	14,786.00	14,786.00	14,361.00	425.00	27,500.00	12,714.00	12,714.00
	14,786.00 T	14,786.00 T	14,361.00 T	425.00 T	27,500.00 T	12,714.00 T	12,714.00 T

REVENUE REPORT**EDUCATIONAL FUND**

Account	Total Receipts	To Date	Prev. Mo. To Date	This Mo.	Budget	Unexpended	Unencumbered
CURRENT TAXES	800.390.76	800.390.76	796.456.40	3.934.36	786.394.00	11,996.76 CR	11,996.76 CR
BACK TAXES	2637.28	2637.28	2637.28	.00		2637.28 CR	2637.28 CR
IN LIEU OF TAXES	269.42	269.42	269.42	.00		269.42 CR	269.42 CR
CHARGE BACK REVENUE	4.635.65	4.635.65	4.635.65	.00	10.000.00	5,364.35	5,364.35
SUMMER STATE APPORT	121.951.26	121.951.26	121.951.26	.00	112.845.00	9,106.26 CR	9,106.26 CR
FALL STATE APPORT	524.734.94	524.734.94	463.715.63	61.019.31	569.727.00	44,992.06	44,992.06
SPRING STATE APPORT	205.316.80	205.316.80		205.316.80	545.793.00	340,476.20	340,476.20
ICGB EQUALIZATION GRANT	224.14.98	224.14.98	4,750.09	17,664.89	42,671.00	20,256.02	20,256.02
VOC ED REG REIMB	79.400.00	79.400.00	79.400.00	.00	95.000.00	15,600.00	15,600.00
VOC ED EQUIP REIMB	3.063.00	3.063.00 CR	3.063.00	.00	19,331.00	22,394.00	22,394.00
OTHER ILL. REVENUE	2.094.56	2.094.56 CR	2.094.56	.00		2,094.56	2,094.56
HEW TITLE 2		.00		.00	3,963.00	3,963.00	3,963.00
VETERANS COST OF INSTR		.00		.00	11.000.00	11.000.00	11.000.00
FEDERAL WORK STUDY	110.803.82	110.803.82	91,744.57	18,859.25	130,658.00	19,854.18	19,854.18
VETERANS REPORTING FEE	1.939.00	1.939.00		1.939.00	5,000.00	3,061.00	3,061.00
SUMMER TUITION	75.306.43	75.306.43	75,306.43	.00	77,484.00	2,177.57	2,177.57
FALL TUITION	409.848.40	409.848.40	409,848.40	.00	438,617.00	28,768.60	28,768.60
SPRING TUITION	100.000.00	100.000.00	100,000.00	.00	420,190.00	320,190.00	320,190.00
GRADUATION FEES	41.20	41.20	41.20	.00	600.00	558.80	558.80
TRANSCRIPT FEES	868.00	868.00	616.00	252.00	700.00	168.00 CR	168.00 CR
PUBLIC SERV INCOME		.00		.00	7,500.00	7,500.00	7,500.00
INTEREST ON INVESTMENTS	7,711.48	7,711.48		7,711.48	100.00	7,611.48 CR	7,611.48 CR
OTHER REVENUE	2,878.08	2,878.08	2,797.08	81.00	100.00	2,778.08 CR	2,778.08 CR

2405.989.94 T 2465.989.94 T 2149.011.85 T 316978.09 T 3279.673.00 T 813683.06 T 813,683.06 T

BUILDING FUND

CURRENT TAXES	200.163.05	200.163.05	199,179.14	983.91	197,098.00	3,065.05 CR	3,065.05 CR
BACK TAXES	659.54	659.54	659.54	.00		659.54 CR	659.54 CR
IN LIEU OF TAXES	67.38	67.38	67.38	.00		67.38 CR	67.38 CR
INTEREST ON INVESTMENTS		.00		.00	100.00	100.00	100.00
MISC REVENUE	921.00	921.00	769.00	152.00	900.00	21.00 CR	21.00 CR

201,810.97 T 201,810.97 T 200,675.06 T 1,135.91 T 198,098.00 T 3,712.97 CR 3,712.97 CR

SITE & CONSTRUCTION FUND

Account	Total Receipts	To Date	Prev. Mo. To Date	This Mo.	Budget	Unexpended	Unencumbered
ANIXTER REVENUE	45,235.92	45,235.92	40,210.92	5,025.00	53,300.00	8,064.08	8,064.08
UNIT 5 REVENUE	10,000.00	10,000.00	9,000.00	1,000.00	12,000.00	2,000.00	2,000.00
INTEREST ON INVESTMENTS	47,464.79	47,464.79	47,266.97	197.82	34,000.00	13,464.79 CR	13,464.79 CR
	102,700.71 T	102,700.71 T	96,477.39 T	6,222.82 T	99,300.00 T	3,400.71 CR	3,400.71 CR

BOND & INTEREST #1

CURRENT TAXES	29,351.46	29,351.46	29,206.71	1,442.75	28,907.80	4,433.46 CR	4,433.46 CR
BACK TAXES	967.12	967.12	967.12	.00		967.12 CR	967.12 CR
IN LIEU OF TAXES	98.80	98.80	98.80	.00		98.80 CR	98.80 CR
INTEREST ON INVESTMENTS	9,511.56	9,511.56	9,285.51	226.05	10,000.00	488.44	488.44
	304,088.94 T	304,088.94 T	302,420.14 T	1,668.80 T	29,907.80 T	5,010.94 CR	5,010.94 CR

WORKING CASH FUND

SALE OF BONDS	250,000.00	250,000.00	250,000.00	.00	250,000.00	.00	.00
INTEREST ON INVESTMENTS	55,946.57	55,946.57	51,558.65	4,387.92	15,000.00	40,946.57 CR	40,946.57 CR
	305,946.57 T	305,946.57 T	301,558.65 T	4,387.92 T	265,000.00 T	40,946.57 CR	40,946.57 CR

BOND & INTEREST #4

CURRENT TAXES		.00		.00	268,000.00	268,000.00	268,000.00
INTEREST ON INVESTMENTS		.00		.00	1,000.00	1,000.00	1,000.00
	.00 T	.00 T	.00 T	.00 T	269,000.00 T	269,000.00 T	269,000.00 T

INSURANCE FUND

CURRENT TAXES	13,335.51	13,335.51	13,269.94	65.57	27,600.00	14,264.49	14,264.49
BACK TAXES	43.94	43.94	43.94	.00		43.94 CR	43.94 CR
IN LIEU OF TAXES	4.48	4.48	4.48	.00		4.48 CR	4.48 CR
	13,383.93 T	13,383.93 T	13,318.36 T	65.57 T	27,600.00 T	14,216.07 T	14,216.07 T

BAUK VALLEY COLLEGE

APPROVED BY

William E. Ryge

PRESIDENT

Kay E. Fisher

SECRETARY

DATE