

SAUK VALLEY COMMUNITY COLLEGE BOARD OF TRUSTEES MEETING

Third Floor Board Room

June 27, 1990 ✓

7:00 p.m.

- A. Call to Order
- B. Roll Call
- C. Communication from Visitors
- D. Approval of Minutes
- E. President's Report
 - 1. Recycling Report
 - 2. Sterling Chamber - Second Vice President
 - 3. July 12th - Honor Founding Board
 - 4. Policies of the Month (404.01, 405.01, 405.02)
- F. Financial Reports and Actions
 - 1. Treasurer's Report
 - 2. Bills Payable
 - 3. Payroll
 - 4. Budget Report
 - 5. Equalized Assessed Valuation
 - 6. Auction List
 - 7. X-Ray Laboratory Bids
- G. Executive Session
- H. Personnel Recommendations
 - 1. Resignation
 - 2. Part-time Faculty
 - 3. Director of Nursing Education
 - 4. Classified Staff Salaries
 - 5. Administrative Staff Salaries
 - 6. Title Changes:
 - Deans to Vice Pres.
 - Assistant Deans to Deans
- I. Other Actions
 - 1. Prevailing Wages Resolution
 - 2. 1990-91 Administrative Calendar
 - 3. Board Recognition Awards
- J. Reports
 - 1. Student Trustee
 - 2. ICCTA Representative
 - 3. Foundation Liaison
 - 4. Board Chair
- K. Executive Session - Presidential Evaluation/Contract
- L. Time of Next Meeting
 - 7 p.m. Monday, July 30, 1990

SAUK VALLEY COMMUNITY COLLEGE BOARD OF TRUSTEES MEETING MINUTES

June 27, 1990

The Board of Trustees of Sauk Valley Community College met in regular meeting at 7:00 p.m. on June 27, 1990 in the third floor Board Room of Sauk Valley Community College, 173 Illinois Route #2, Dixon, Illinois.

Call to Order: Chair Simpson called the meeting to order at 7:00 p.m. and the following members answered roll call:

Edward Andersen	William Simpson
Thomas Densmore	B.J. Wolf
Richard Groharing	William Yemm
Joseph McDonald	Jeff Munson

SVCC Staff: President Richard Behrendt
Dean Robert Edison
Secretary Pro-tem to the Board Shirley Walker

Communication from Visitors: There was no communication to report.

Minutes: It was moved by Member Groharing and seconded by Member Densmore that the Board approve the minutes of the May 21 meeting as presented. In a roll call vote the following was recorded: Ayes: Members Andersen, Densmore, Groharing, Simpson, Wolf, and Yemm. Abstained: Member McDonald. Motion carried. Student Trustee Munson advisory vote: aye.

President's Report: President Behrendt reported to the Board that the college has been awarded a new Title IV Student Support Services grant for 3 years for a total budget of \$286,345; reviewed a recycling report which summarized our environmental efforts; that he had been selected as the second Vice President of the Sterling Chamber of Commerce board; and that on July 12th the college will be hosting a Founders Tea. The Board also discussed Policy 404.01 on Appointment of College Staff, Policy 405.01 on Appointment of Instructional and Administrative Personnel, and Policy 405.01 on Oral English Proficiency.

Treasurer's Report: It was moved by Member Andersen and seconded by Member Yemm that the Board approve the Treasurer's Report at presented. In a roll call vote, all voted aye. Motion carried. Student Trustee Munson advisory vote: aye.

Bills Payable: It was moved by Member Andersen and seconded by Member Densmore that the Board approve bills in the following amounts:

Educational Fund	\$415,899.17
Protection	49,748.00
Operation/Building	4,963.86
Liability	1,927.13

In a roll call vote, all voted aye. Motion carried. Student Trustee Munson advisory vote: aye.

Payroll: It was moved by Member Groharing and seconded by Member McDonald that the Board approve the payroll of May 31 in the amount of \$231,149.51 and the June 15 payroll in the amount of \$156,670.59. In a roll call vote, all voted aye. Motion carried. Student Trustee Munson advisory vote: aye.

Budget Report: The attached Budget Summary Report was submitted as an information item. There will be a revised June 30, 1990 Budget Summary Report at next month's meeting.

Equalized Assessed Valuation: The attached Equalized Assessed Valuation report was submitted as an information item.

Auction List: It was moved by Member Groharing and seconded by Member Andersen that the Board approve the attached list of items to be sold at auction. In a roll call vote, all voted aye. Motion carried. Student Trustee Munson advisory vote: aye.

X-Ray Laboratory Bids: It was moved by Member Wolf and seconded by Member Yemm that the Board approve a contract with L & L X-Ray Service, Inc., for X-Ray laboratory equipment in the amount of \$59,258 with the SVCC Foundation to reimburse the amount of \$19,753 to the College and the balance to be paid from the 1990 fiscal

year's operating budget. In a roll call vote, all voted aye. Motion carried. Student Trustee Munson advisory vote: aye.

Executive Session: At 7:20 p.m., it was moved by Member McDonald and seconded by Member Groharing that the Board adjourn to executive session to discuss the appointment, employment, or dismissal of an employee, and collective bargaining matters. In a roll call vote, all voted aye. Motion carried. Student Trustee Munson advisory vote: aye.

Regular Session: The Board returned to regular session at 8:30 p.m.

Resignation: It was moved by Member McDonald and seconded by Member Wolf to accept with regret the resignation of Rhea Edge as Director of the SVCC Education Program at the Dixon Correctional Center. In a roll call vote, all voted aye. Motion carried. Student Trustee Munson advisory vote: aye.

Part-time Faculty: It was moved by Member Groharing and seconded by Member Yemm that the Board approve the attached list of part-time faculty for the 1990-91 school year. In a roll call vote the following was recorded: Ayes: Members Densmore, Groharing, McDonald, Simpson, Wolf, and Yemm. Abstained: Member Andersen. Motion carried. Student Trustee Munson advisory vote: aye.

Director of Nursing Education: It was moved by Member Yemm and seconded by Member Densmore that the Board approve the appointment of Rosemary Johnson to the position of Director of Nursing Education effective August 15, 1990 at a 12-month salary of \$34,500. In a roll call vote, all voted aye. Motion carried. Student Trustee Munson advisory vote: aye.

Classified Staff Salaries: It was moved by Member Groharing and seconded by Member Wolf that the Board approve a 7 per cent increase on Classified salaries for 1990-91 for those who receive a satisfactory or above rating on their annual evaluation. The College will do an area wide survey of

comparable grade level jobs and make a recommendation at a later date regarding the movement of the salary ranges. In a roll call vote, all voted aye. Motion carried. Student Trustee Munson advisory vote: aye.

Administrative
Staff Salaries:

It was moved by Member Wolf and seconded by Member Densmore that the Board approve a 7 per cent increase on Administrative salaries for 1990-91 for those who receive a satisfactory or above rating on their annual evaluation. The College will do a state-wide survey of comparable administrative positions and make a recommendation at a later date regarding the movement of the salary ranges. In a roll call vote, all voted aye. Motion carried. Student Trustee Munson advisory vote: aye.

Title Changes:

It was moved by Member Densmore and seconded by Member Groharing that the Board approve the title change of Dean to Vice President for the three Deans and Assistant Dean to Dean for the three Assistant Deans. In a roll call vote, the following was recorded: Ayes: Members Andersen, Densmore, Groharing, Simpson, and Yemm. Nays: Members McDonald and Wolf. Motion carried. Student Trustee Munson advisory vote: aye.

Prevailing
Wages
Resolution:

It was moved by Member Andersen and seconded by Member McDonald that the Board approve the attached Resolution Establishing Prevailing Wages for Sauk Valley Community College District #506. In a roll call vote, all voted aye. Motion carried. Student Trustee Munson advisory vote: aye.

Administrative
Calendar:

It was moved by Member Yemm and seconded by Member Groharing that the Board approve the attached Administrative Calendar for the 1990-91 year. In a roll call vote, all voted aye. Motion carried. Student Trustee Munson advisory vote: aye.

Board
Recognition
Award:

It was moved by Member Groharing and seconded by Member Densmore that the Board approve the attached guidelines for an annual Recognition Award for outstanding service to the college. In a roll call vote, all voted aye. Motion carried. Student Trustee Munson advisory vote: aye.

Reports:

Student Trustee Jeff Munson re-introduced himself. He is from Dixon and is majoring in Marketing/Management. Jeff reported that the Student Senate had held elections in the Spring and would hold them again in the Fall to fill vacancies on the Senate; that recently Jim Burns and Neil Hartigan had visited the college for a question and answer session on drugs and alcohol problems on campus; and that the Senate was planning a Homecoming for February of 1991.

ICCTA representative Groharing reported that a search was being conducted for a new ICCB Executive Director to replace Dave Pierce; that the recent Annual Convention went very well; and that the next meeting would be held on September 7 and 8.

Foundation Liaison Yemm reported that Bob Farrell had presented the Foundation a draft of a five year "Case" for the Resource Development Committee to review, revise, and implement.

Chair Simpson had no report.

Executive
Session:

At 8:45 p.m., it was moved by Member Groharing and seconded by Member Andersen that the Board adjourn to executive session to discuss the Presidential Evaluation/Contract. In a roll call vote, all voted aye. Motion carried. Student Trustee Munson advisory vote: aye.

Regular
Session:

The Board returned to regular session at 10:05 p.m.

President's
Contract:

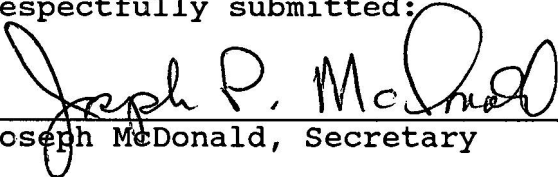
It was moved by Member Densmore and seconded by Member Groharing that the Board appoint President Behrendt to a new 3-year contract for July 1, 1990 through June 30, 1993 with a salary of \$80,657 and all other provisions of his current contract unchanged. In a roll call vote, all voted aye. Motion carried. Student Trustee Munson advisory vote: aye.

Adjournment:

Since the scheduled business was completed, it was moved by Member Yemm and seconded by Member McDonald that the Board adjourn. The next regular meeting will be Monday, July 30, 1990 at 7 p.m. in the third floor Board Room. In a roll call vote, all voted aye. Motion carried. Student Trustee Munson advisory vote: aye.

The Board adjourned at 10:10 p.m.

Respectfully submitted:



Joseph McDonald, Secretary



MEMORANDUM

To: SVCC Board of Trustees Date: June 14, 1990
From: Richard L. Behrendt  Subject: Recycling/
Environment

As you will recall, Chair Simpson has asked what the college is doing in the area of recycling to protect the environment. Following this direction, I have asked the administrative staff to provide me with efforts in each of their areas with respect to recycling and similar environmental concerns. I have summarized below the results of my investigation.

Paper

1. Waste paper in the Print Shop is used for press set-up purposes.
2. White paper waste is reused for the computer or in the instructional typing laboratories.
3. Scrap paper in administrative offices is either cut up for message-taking use; rough drafts, ASSET and GED testing scratch paper, and/or sent to the Print Shop to be cut and glued into scratch pads.
4. We are careful not to overstock paper supplies--particularly in the Print Shop--in order to save on paper wasted due to spoiling in storage.
5. All administrators try to minimize the numbers of Xerox copies made.
6. Newspapers and old Pathfinders are collected by our mail-room clerk for recycling. One office saves magazines and donates them periodically to churches, scouts, or similar civic organizations during their paper drives.
7. The Computer Center previously sold punched cards and used computer paper but the market for these items has virtually dried up.

8. Most administrative offices are re-using manila folders numerous times.

Aluminum Cans

Among maintenance staff members, a work-study student in the Reading Center, the Electronics Club members, and one Board of Trustees member, all aluminum cans are picked up and recycled.

Glass/Plastic

A member of the maintenance staff collects glass and plastic containers from college trash.

Scrap Metal/Wire

The maintenance staff collects/recycles any scrap metal or wire.

Oil

The automotive technology/diesel technology area recycles oil through a Wisconsin firm.

Refrigerant/Anti-freeze

A refrigerant and anti-freeze recovery/recycling system for the automotive/diesel area is in the 1990-91 budget.

Styrofoam

Use of styrofoam cups has nearly ceased at the college and we will encourage their complete disappearance.

About the only thing that is not currently being recycled is the wet garbage from the kitchen and that which is picked up in our offices/classrooms. All of this plus loose trash not recycled is compacted into bales which are approximately 2 1/2'x 3'x 5' and weigh over 300 pounds each.

Environment

Hazardous Materials

1. A one-day workshop was recently conducted on campus concerning the management of hazardous material/wastes.

2. All allied health and science programs are using recommended procedures to dispose of hazardous materials from supplies used in the laboratories.

3. In the Print Shop, all compatible chemicals are appropriately labeled and kept in one area. Furthermore, hazardous chemicals are disposed of in special containers which are given to the maintenance staff for appropriate disposition. Only approved chemicals are dumped down the Print Shop drain and then only with a three to one dilution with water. Also, Print Shop employees wear protective gloves and are informed of the proper handling procedures. MSDS chemicals information is available for reference.

Air Pollution

1. A campus smoking task force limited smoking on campus to a few areas and banned it from college vehicles. This committee will be re-convening in the Fall to consider further reductions in smoking areas.

2. We are exploring possible ventilation changes in the Print Shop.

3. Although it would be costly, we could consider replacing all chalkboards with slick boards thus reducing chalk dust pollution.

Our staff has long been concerned about the environment and is doing much about it. Our recycling and environmental protection efforts are widespread and the concern of the Board of Trustees and this report have heightened our awareness and increased our concern. We will be doing more.

404.01 Appointment of College Staff

A) Administrative staff and instructional faculty shall be appointed by the President subject to the approval of the Board of Trustees.

B) Classified staff shall be interviewed and recommended for appointment by their appropriate supervisors. Salary recommendations shall be reviewed by the Dean of Business Services and all classified staff appointments shall be subject to the approval of the President.

C) All appointments shall be within prescribed budgetary provisions and in accordance with classifications, wage rates, and schedules approved by the Board of Trustees. Exceptions to the above shall require specific Board action.

2/12/79

12/19/83

405.01 Appointment of Instructional and Administrative
Personnel

Normally, instructional and administrative personnel shall initially be appointed for no longer than one year. Such appointments must be reviewed annually.

Eligibility for tenure for instructional faculty is based upon completion of three years of full-time professional service at SVCC. Administrators are not eligible for tenure.

Notice of Non-reappointment

For instructional faculty not on tenure, if the employee is not to be re-employed at the end of the employee's contract, the employee shall be given written notice no later than March 1 of the contract year. Non-reappointment of administrative personnel is as defined in the policy pertaining to contract continuation for administrative personnel.

2/12/79

12/19/83

Updated 3/23/87

405.02 Oral English Proficiency Policy

The Sauk Valley Community College Board of Trustees recognizes that the ability to communicate effectively is an essential skill necessary for faculty. Therefore, to assure that all SVCC faculty are proficient in oral English, it is the policy of the Board of Trustees that the following guidelines be used in the evaluation of candidates for employment for teaching at the college:

Full-time Faculty

Effective July 1, 1987, all final candidates for full-time employment, in any position where a classroom teaching assignment may be a required component of the position applied for, will be required to make a fifteen minute, oral lesson presentation which will be evaluated for oral English proficiency by appropriate college administrators.

Part-time Faculty

Effective July 1, 1987, all new personnel hired for part-time teaching assignments at the college will be required to attend screening interviews with the appropriate instructional dean or his/her designated representative, such interviews being structured to insure appropriate evaluation of oral English proficiency.

All supervisor evaluations of current teaching faculty will include an assessment of oral English proficiency, and all positive recommendations made pursuant to such evaluations will be indicative of a satisfactory evaluation of oral English proficiency.

In the event of a negative recommendation related to oral English proficiency made pursuant to an evaluation of a current teaching faculty member, SVCC will favorably consider reasonable requests for Faculty Development fund resources to pay for such special assistance as may be necessary to improve the spoken English competency to an acceptable proficiency.

6/22/87

For Board Meeting
of June 27, 1990

Agenda Item F-5

EQUALIZED ASSESSED VALUATION

The attached report on equalized assessed valuation is submitted as an information item.



**Sauk Valley
Community
College**

815 / 288-5511

173 IL ROUTE 2
DIXON, IL 61021-9110

MEMORANDUM

TO: Dr. Behrendt

DATE: June 4, 1990

FROM: Robert Edison

SUBJECT: Equalized Assessed Valuation

Attached herewith is the historical equalized assessed valuation for Sauk Valley Community College. This includes 1989 for the current year and the submission is one which we normally submit to the Board of Trustees as an informational item.

n
att

SAUK VALLEY COMMUNITY COLLEGE TAX BREAKDOWN

BREAKDOWN -----	1985 -----	1986 -----	1987 -----	1988 -----	1989 -----	1990 -----
WHITESIDE COUNTY						
Real Estate - Non-Farm	\$240,142,297	\$237,018,589	\$235,698,813	\$232,508,500	\$242,939,717	
Real Estate - Farm	93,219,008	89,551,296	71,026,799	65,584,973	61,038,756	
Railroad	916,841	1,074,051	585,787	925,642	835,485	
Assessed Valuation	\$334,278,146 =====	\$327,643,936 =====	\$307,311,399 =====	\$299,019,115 =====	\$304,813,958 =====	
LEE COUNTY						
Real Estate - Non-Farm	\$148,354,306	\$146,042,279	\$143,631,408	\$147,653,590	\$150,299,126	
Real Estate - Farm	86,571,800	84,324,593	84,471,647	77,625,284	71,578,795	
Railroad	521,538	583,281	224,160	381,267	345,924	
Assessed Valuation	\$235,447,644 =====	\$230,950,153 =====	\$228,327,215 =====	\$225,660,141 =====	\$222,223,845 =====	
HENRY COUNTY						
Real Estate - Non-Farm	\$554,907	\$481,456	\$420,295	\$352,259	\$337,230	
Real Estate - Farm	1,644,914	1,681,225	1,670,235	1,534,198	1,423,161	
Railroad	0	0	0	0	0	
Assessed Valuation	\$2,199,821 =====	\$2,162,681 =====	\$2,090,530 =====	\$1,886,457 =====	\$1,760,391 =====	
BUREAU COUNTY						
Real Estate - Non-Farm	\$12,046,706	\$14,445,040	\$11,425,330	\$10,406,940	\$9,260,980	
Real Estate - Farm	20,459,627	17,215,410	21,752,242	19,608,970	19,336,740	
Railroad	183,537	230,913	17,974	31,827	28,327	
Assessed Valuation	\$32,689,870 =====	\$31,891,363 =====	\$33,195,546 =====	\$30,047,737 =====	\$28,626,047 =====	
OGLE COUNTY						
Real Estate - Non-Farm	\$21,662,774	\$26,774,777	\$23,613,595	\$23,694,532	\$22,759,739	
Real Estate - Farm	28,832,033	24,226,070	27,974,150	26,102,341	24,278,683	
Railroad	212,877	261,527	230,287	378,285	377,899	
Assessed Valuation	\$50,707,684 =====	\$51,262,374 =====	\$51,818,032 =====	\$50,175,158 =====	\$47,416,321 =====	
CARROLL COUNTY						
Real Estate - Non-Farm	\$17,257,183	\$16,921,423	\$16,148,013	\$15,227,705	\$15,116,577	
Real Estate - Farm	28,422,270	24,558,850	24,406,993	22,566,720	20,956,011	
Railroad	309,874	391,919	410,884	614,257	615,193	
Assessed Valuation	\$45,989,327 =====	\$41,872,192 =====	\$40,965,890 =====	\$38,408,682 =====	\$36,687,781 =====	
TOTALS						
Real Estate - Non-Farm	\$440,018,173	\$441,683,564	\$430,937,454	\$429,843,526	\$440,713,369	
Real Estate - Farm	259,149,652	241,557,444	231,302,066	213,022,486	198,612,146	
Railroad	2,144,667	2,541,691	1,469,092	2,331,278	2,202,828	
Assessed Valuation	\$701,312,492 =====	\$685,782,699 =====	\$663,708,612 =====	\$645,197,290 =====	\$641,528,343 =====	

SAUK VALLEY COMMUNITY COLLEGE TAX BREAKDOWN						
BREAKDOWN	1979	1980	1981	1982	1983	1984
Real Estate - Non-Farm	\$300,674,275	\$233,970,294	\$257,218,018	\$271,963,991	\$257,416,149	\$244,832,803
Real Estate Farm	0	102,428,287	112,741,364	110,243,745	110,426,412	100,657,635
Railroad	473,648	482,179	587,244	627,248	627,675	842,364
Assessed Valuation	\$301,147,923	\$336,880,760	\$370,546,626	\$382,834,984	\$368,470,236	\$346,332,802
	=====	=====	=====	=====	=====	=====
WAUKESHA COUNTY						
Real Estate Non-Farm	\$215,297,649	\$140,211,136	\$144,612,083	\$148,311,973	\$147,984,982	\$146,950,771
Real Estate Farm	0	92,633,324	102,378,674	105,254,998	104,855,507	96,357,901
Railroad	272,793	277,684	2,443,838	315,537	303,258	448,504
Assessed Valuation	\$215,570,442	\$233,122,144	\$249,434,595	\$253,882,508	\$253,143,747	\$243,757,176
	=====	=====	=====	=====	=====	=====
WISCONSIN COUNTY						
Real Estate Non-Farm	\$2,701,964	\$545,333	\$576,948	\$576,181	\$592,372	\$569,188
Real Estate Farm	0	2,050,590	2,321,570	2,126,234	1,870,994	1,868,034
Railroad	0	0	0	0	0	0
Assessed Valuation	\$2,701,964	\$2,595,923	\$2,898,518	\$2,702,415	\$2,463,366	\$2,437,222
	=====	=====	=====	=====	=====	=====
WAUKESHA COUNTY						
Real Estate Non-Farm	\$34,811,462	\$27,754,475	\$12,826,767	\$13,449,126	\$13,068,383	\$13,025,810
Real Estate Farm	0	11,411,446	30,358,913	26,360,549	23,745,438	23,259,230
Railroad	81,384	81,266	99,856	114,407	125,077	161,557
Assessed Valuation	\$34,892,846	\$39,247,187	\$43,285,536	\$39,924,082	\$36,938,898	\$36,446,597
	=====	=====	=====	=====	=====	=====
WAUKESHA COUNTY						
Real Estate Non-Farm	\$45,029,565	\$19,847,464	\$21,984,958	\$23,070,126	\$21,529,398	\$25,812,621
Real Estate Farm	0	30,019,029	32,889,946	33,893,244	32,946,894	25,938,290
Railroad	117,808	117,365	133,115	146,094	223,177	261,266
Assessed Valuation	\$45,147,373	\$49,983,858	\$55,008,019	\$57,109,464	\$54,699,469	\$52,012,177
	=====	=====	=====	=====	=====	=====
WAUKESHA COUNTY						
Real Estate Non-Farm	\$34,798,600	\$14,845,769	\$18,504,464	\$18,653,821	\$15,276,762	\$15,749,540
Real Estate Farm	0	27,043,917	30,348,725	30,468,704	30,090,820	29,525,361
Railroad	136,456	136,148	184,670	211,528	232,186	284,476
Assessed Valuation	\$34,935,056	\$42,025,834	\$49,037,859	\$49,334,053	\$45,599,768	\$45,559,377
	=====	=====	=====	=====	=====	=====
WAUKESHA COUNTY						
Real Estate Non-Farm	\$633,313,515	\$437,174,471	\$455,723,238	\$476,025,218	\$455,868,046	\$446,940,733
Real Estate Farm	0	265,586,593	311,039,192	308,347,474	303,936,065	277,606,451
Railroad	1,082,089	1,094,642	3,448,723	1,414,814	1,511,373	1,998,167
Assessed Valuation	\$634,395,604	\$703,855,706	\$770,211,153	\$785,787,506	\$761,315,484	\$726,545,351
	=====	=====	=====	=====	=====	=====

SAUK VALLEY COMMUNITY COLLEGE TAX BREAKDOWN

BREAKDOWN	1972	1973	1974	1975	1976	1977	1978
<hr/>							
E COUNTY							
state	\$191,692,700	\$197,073,830	\$228,780,290	\$229,863,152	\$249,600,414	\$255,204,852	\$275,063,671
sonal	33,754,000	37,888,160	41,151,340	40,855,398	41,337,867	37,790,398	46,816,604
lroad	2,245,141	2,265,766	2,246,028	2,608,059	2,082,442	1,143,469	1,241,688
<hr/>							
sed Valuation	\$227,691,841	\$237,227,756	\$272,177,658	\$273,326,609	\$293,020,723	\$294,138,719	\$323,121,963
<hr/>							
OUNTY							
l Estate	\$133,595,505	\$139,613,384	\$165,134,745	\$168,685,665	\$175,472,420	\$185,886,138	\$198,503,539
sonal	23,550,343	23,706,987	27,371,387	27,342,151	25,793,330	26,666,744	28,803,529
lroad	1,706,431	1,704,763	1,780,261	1,630,695	1,250,275	1,074,409	1,114,265
<hr/>							
sed Valuation	\$158,852,279	\$165,025,134	\$194,286,393	\$197,658,511	\$202,516,025	\$213,627,291	\$228,421,333
<hr/>							
COUNTY							
l Estate	\$1,798,348	\$1,799,855	\$1,806,565	\$1,774,266	\$2,108,785	\$2,125,632	\$2,128,678
sonal	68,991	70,969	70,947	66,930	50,185	86,701	73,787
lroad	0	0	0	0	0	0	0
<hr/>							
sed Valuation	\$1,867,339	\$1,870,824	\$1,877,512	\$1,841,196	\$2,158,970	\$2,212,333	\$2,202,465
<hr/>							
U COUNTY							
l Estate	\$25,946,465	\$26,111,235	\$26,470,415	\$26,769,590	\$30,574,430	\$30,078,060	\$31,005,010
sonal	1,888,545	1,704,315	2,027,565	2,129,185	1,974,570	2,126,810	2,848,410
lroad	419,848	433,598	447,842	344,650	311,262	167,425	181,314
<hr/>							
Valuation	\$28,254,858	\$28,249,148	\$28,945,822	\$29,243,425	\$32,860,262	\$32,372,295	\$34,034,734
<hr/>							
COUNTY							
l Estate	\$26,145,150	\$27,758,540	\$32,335,330	\$32,671,877	\$38,546,550	\$38,551,788	\$41,083,371
sonal	1,426,240	1,440,840	1,881,660	1,853,491	2,373,187	2,511,724	2,603,784
lroad	433,160	447,185	455,995	375,267	375,246	213,198	229,965
<hr/>							
sed Valuation	\$28,004,550	\$29,646,565	\$34,672,985	\$34,900,635	\$41,294,983	\$41,276,710	\$43,917,120
<hr/>							
.L COUNTY							
l Estate			\$23,420,875	\$26,437,770	\$30,491,860	\$32,362,605	\$33,475,660
sonal			1,241,390	1,417,755	1,219,775	1,478,495	1,582,700
lroad			674,589	511,815	495,092	243,036	270,912
<hr/>							
sed Valuation	\$0	\$0	\$25,336,854	\$28,367,340	\$32,206,727	\$34,084,136	\$35,329,272
<hr/>							
§							
Estate	\$379,178,168	\$392,356,844	\$477,948,220	\$486,202,320	\$526,794,459	\$544,209,075	\$581,259,929
sonal	60,688,119	64,811,271	73,744,289	73,664,910	72,748,914	70,660,872	82,728,814
.road	4,804,580	4,851,312	5,604,715	5,470,486	4,514,317	2,841,537	3,038,144
<hr/>							
sed Valuation	\$444,670,867	\$462,019,427	\$557,297,224	\$565,337,716	\$604,057,690	\$617,711,484	\$667,026,887
<hr/>							

For Board Meeting
of June 27, 1990

Agenda Item F-6

AUCTION ITEMS

The Board of Trustees should approve the attached list of items to be sold at auction.

RECOMMENDATION: Board approval of the attached list of items to be sold at auction.



**Sauk Valley
Community
College**

173 IL ROUTE 2
DIXON, IL 61021-9110

MEMORANDUM

TO: Dr. Behrendt

DATE: June 18, 1990

FROM: Robert Edison *Bob*

SUBJECT: Auction Items

As of June 18, 1990, the attached represents the list of items owned by Sauk Valley Community College which will be auctioned in the near future. I will let you know as soon as possible as to the date of the auction and auctioneer, but I don't believe that either should require Trustee approval since the advertisements in the paper will render due notice to the public.

n

cc: Bill Weathers

AUCTION ITEMS

SVCC TAG NO.	STATE TAG NO.	DESCRIPTION	DEPT	LOCATION	ORIGINAL COST	COMMENTS
		12 Folding Round Tables w/single Pedestal Leg	BUS	T-1 Bldg		
		17 Black & Chrome Metal Floor Model Ash Urns (10"Dia x 21"H)	BUS	Room BL2		
		2 Vessel Cafe. Style Coffee Maker w/stainless steel table	BUS	Bsmt Hall, Mid		
		3 Tutorsystems Teaching Machines w/tapes (visual print only)	INST	Room BL2		
		300 Watt 120V Incandescent Light Bulbs, 29 count	BUS	Room BE1		
		3M Secretary II Copy Machine, Model 368, SN 007996	BUS	Furniture Strm		
		500 Watt 120V Incandescent Light Bulbs, 48 count	BUS	Room BE1		
		Air Nailers, (1) Meter Vise, (1) Meter Saw, 3 Count	INST	Room 1A1		
		Airco Motorized Pipe Cutting Torch	INST	AHU#3		
		Arcata Microfiche Reader	INST	Room BL2		
		Assorted Headphones and Microphones from Omni Language Lab	BUS	Furniture Strm		
		AV #933, Centennial Cassette Recorder, SN 235419, Mod 1001A	INST	Rm. BL2		
		Bar Clamps, 3 Count	INST	Room 1A1		
		Box of Canvas Partitions from T-2 Welding Shop	INST	Room D1		
		Box of Cutters for Shapers	INST	T-1 Bldg		
		Box of Validating Machine Tape	BUS	Furniture Strm		
		Boxes of cartridges for Sound-on-Slide Recorders	INST	Rm. BL2		
		Boxes of used 3/4" Sony U-Matic Videocassettes	INST	Rm. BL2		
		Carpenter's Tool Boxes, 3 count	INST	Room G2		
		Copy Machine, SN 865-1704	INST	Rm. 2H8		
		DC Wideband Oscilloscope	INST	Rm. 2H8		
		DoAll Mill	INST	Rm. 1C15		
		Dual 9 x 7 Card File Cabinets, 20 1/2" x 8" x 16", 2 count	BUS	Furniture Strm		
		EDL 110018 O Controlled Reader Jr., SN 064528	INST	Room BL2		
		EDL 110018 O Controlled Reader Jr., SN 145439	INST	Room BL2		
		EDL 110018 O Controlled Reader Jr., SN 145556	INST	Room BL2		
		EDL 110018 O Controlled Reader Jr., SN 204773	INST	Room BL2		
		EDL 110018 O Controlled Reader Jr., SN 215038	INST	Room BL2		
		EDL 110018 O Controlled Reader Jr., SN 21622	INST	Room BL2		
		EDL 110018 O Controlled Reader Jr., SN 216910	INST	Room BL2		

AUCTION ITEMS

SVCC TAG NO.	STATE TAG NO.	DESCRIPTION	DEPT	LOCATION	ORIGINAL COST	COMMENTS
		EDL 110018 O Controlled Reader Jr., SN 37706	INST	Room BL2		
		EDL 110018 O Controlled Reader Jr., SN 40441	INST	Room BL2		
		EDL 110018 O Controlled Reader Jr., SN 41148	INST	Room BL2		
		File Cabinet Dollie	BUS	Room BL2		
		Four Place Formica Study Carrels, 2 count	BUS	Bsmt Hall, Mid		
		Four Place Oak Study Carrels, 8 count	BUS	Bsmt Hall, East		
		Green Sliding Door Cupboard	STUD	Fin Aids Off		
		Homemade 30 gallon Shop Vacuum	BUS	Room BE4		
		Homemade Telescope Stand	BUS	Room BL2		
		Hot Tank	INST	Rm. 1A8		
		IBM 15" Selectric Typewriter, SN 26-2704076	BUS	Furniture Strm		
		IBM Selectric Typewriter	INST	Room BL2		
		Kodak Microforms Readers, 2 count	INST	Room BL2		
		Lead Melting Pot	BUS	Room BE4		
		Legal Size File Folders, 10 boxes	BUS	Supply Room	28.00	
		Loaf Bread Dispenser	BUS	Room BL2		
		LRC #195, Da-Lite Wall Screen	INST	Rm. BL2		
		LRC #201, Da-Lite Wall Screen	INST	Rm. BL2		
		LRC #214, Da-Lite Wall Screen	INST	Rm. BL2		
		LRC #456, 25" Admiral Color TV, #451247, Model 3E3571	INST	Rm. BL2		
		LRC #473, Wollensak Mini-Cassette Recorder, SN 8402359	INST	Rm. BL2		
		Metal 3-Drawer Transparency File Cabinet on Legs	INST	Bsmt Hallway		
		Miscellaneous Canvas Oil Paintings, 12 count	BUS	Room BM1, Tunt		
		Miscellaneous Carbon Paper and Carbon Sets	BUS	Supply Room	183.40	
		Miscellaneous Electrical Boxes	BUS	Room BA1		
		Miscellaneous Hand Tools	INST	Room 1A1		
		Miscellaneous Pieces of Controlled Readers	INST	Room BL2		
		Ohaus Triple Beam Scale	BUS	Furniture Strm		
		Oliver Drill Press - Square Holes	INST	Room 1A1		
		Oliver Planer	INST	Paper Stroom		

AUCTION ITEMS

SVCC TAG NO.	STATE TAG NO.	DESCRIPTION	DEPT	LOCATION	ORIGINAL COST	COMMENTS
		Oliver Surface Planer	INST	Room 1A1		
		Olympia 13" Electric Typewriter, SN 27-269370	BUS	Furniture Strm.		
		Olympia International Electric Typewriter, SN 32143216	INST	By Xerox		
		Olympia International Electric Typewriter, SN 32143276	STUD	By Xerox		
		Olympia Manual Typewriter, #7-1669528	STUD	By Xerox		
		Olympia Manual Typewriter, #7-1777889	STUD	By Xerox		
		Olympia Typewriter	INST	Room BL2		
		One Box of Reel Tapes	INST	Room BL2		
		Park Falls 8 1/2 x 14" Ditto Paper, 1 case	BUS	Supply Room	17.00	
		Plastic Pot and Pan Soak Center	BUS	Room BL2		
		Portable, Metal-Lined Wooden Table, 2'W x 6'L x 6"deep x 2'H	BUS	Room BE4		
		Pump Simulators, 4 count	INST	Room BL2		
		Royal Electric Typewriter, SN 690-14-1547325	BUS	Furniture Strm		
		Sampson Heavy Duty Tripod, Model 7301	INST	Rm. BL2		
		Silverware Cart Dispenser	BUS	Room BL2		
		Small, Scroll-type Exhaust Fan	BUS	Room BE4		
		Small Table Top Circulating 12" Fan	BUS	Room BA1		
		True Trace Unit	INST	Rm. 1C15		
		Used Electrical Motors	BUS	Room BA1		
		Used Wooden Saw Horses, 2 count	BUS	Room BE4		
	12836	Victor Adding Machine	INST	Rm. 3M25		
		Wide-Line Shorthand Notebooks, 3 cases	BUS	Supply Room	151.20	
		Wood Turning Lathe	INST	Room 1A1		
		Zenith Double Disk Drive	PRES	Air Hand. Rm		
DD-0045		GE-1077, Audiotronics Cassette Player, SN 402535, Model 144	INST	Rm. BL2	34.00	
DD-0110		VE-4902, 8mm Loop Projector, SN 127677, Model 500	INST	Rm. BL2	108.75	
DD-0112		VE-4904, 8mm Loop Projector, SN 127591, Model 500	INST	Rm. BL2	108.75	
GE-0027*		Royal Manual Typewriter, SN MCE16-8017277	BUS	Furniture Strm		
GE-0166		Multigraph Exposure Frame	BUS	Furniture Strm	173.00	
GE-0169		Fleming Collator 1883	PRES	Room C3	200.00	

AUCTION ITEMS

SVCC TAG NO.	STATE TAG NO.	DESCRIPTION	DEPT	LOCATION	ORIGINAL COST	COMMENTS
GE-0196 & 61		Norelco Dictaphone, SN B35886	BUS	Bus. Off Vault	237.03	
GE-0211		IBM Selectric, SN 4915991	BUS	Furniture Strm	275.00	
GE-0216		IBM Selectric, SN 5191624	BUS	Furniture Strm	390.00	
GE-0220		IBM Selectric Typewriter, SN 5601350	BUS	Furniture Strm	420.00	
GE-0221		Royal Electric Typewriter, SN 8769927	BUS	Furniture Strm	180.00	
GE-0231		60 x 60 Wall Screen	INST	Rm. BL2	15.40	
GE-0382*		Dayton Vapor Solvent Degreaser	INST	Rm AHU#6, 6A		
GE-0429		Victor Automatic Calculator SN 2684624	BUS	Furniture Strm	557.60	
GE-0442		Ditto Machine, Manual Operated, Standard Rocket II	INST	Nursing	301.00	
GE-0488		Super 8mm Loop Projector, SN 6170259, Model 810	INST	Rm. BL2	149.50	
GE-0516		Norelco Dictaphone, SN 122492	BUS	Furniture Strm	237.03	
GE-0527		Royal Electric 19", SN 1037737	BUS	Furniture Strm	397.50	
GE-0541		Olympia Manual Typewriter, SN 2432892	BUS	Furniture Strm	180.00	
GE-0571*		Victor Adding Machine	BUS	Furniture Strm		
GE-0701		EDL 110018 O Controlled Reader Jr., SN 204824	INST	Room BL2	195.00	
GE-0702		EDL 110018 O Controlled Reader Jr., SN 204743	INST	Room BL2	195.00	
GE-0875		Hermes Dictaphone, SN 48289	BUS	Bus. Off Vault	421.02	
GE-0900		Sony 3/4" Videocassette Player, SN 23454, Model VP-1200	INST	Rm. BL2	1,180.00	
GE-1026		IBM Correcting Selectric II, SN 3194494	BUS	Furniture Strm	655.00	
GE-1038		IBM Correcting Selectric II, SN 3180160	BUS	Furniture Strm	655.00	
GE-1133*		LRC #724, Audiotronics Cassette Player, SN 707669, Mod. 144A	INST	Rm. BL2		
GE-1136		Audiotronics Cassette Player, SN 707666, Model 144A	INST	Rm. BL2	32.48	
GE-1137		Audiotronics Cassette Player, SN 707662, Model 144A	INST	Rm. BL2	32.48	
GE-1148		NCR CRT Terminals Cathode Ray Tube, SN 61-11985643	PRES	Air Hand. Rm	1,668.85	
GE-1149		NCR CRT Terminals Cathode Ray Tube, SN 61-11985644	PRES	Air Hand. Rm	1,668.85	
GE-1150		NCR CRT Terminals Cathode Ray Tube, SN 10731746	PRES	Air Hand. Rm	1,668.85	
GE-1151		NCR CRT Terminals Cathode Ray Tube, SN 61-11883796	PRES	Air Hand. Rm	1,668.85	
GE-1152		Victor Calculator, SN 130-50373	BUS	Bus. Off Vault	319.00	
GE-1301		Technicolor Silent Projector, SN 480404, Model 8202	INST	Rm. BL2	169.60	
GE-1364		Adds Consol 580	PRES	Air Hand. Rm	728.00	

AUCTION ITEMS

SVCC TAG NO.	STATE TAG NO.	DESCRIPTION	DEPT	LOCATION	ORIGINAL COST	COMMENTS
GE-1369*		Sears Table Saw	BUS	Room BG2		
GE-1576		Monochrome Monitor for Apple III, 2500793A			115.00	
GE-1577		Monochrome Monitor for Apple III, 2512927	PRES	Air Hand. Rm	115.00	
MS-0146		GE-0836, IBM Correcting Selectric II, SN 26-2704079	BUS	Furniture Strm	527.73	
MS-0148		GE-0060, IBM Executary Dictaphone Transcriber SN 523186	BUS	Furniture Strm	495.00	
MS-0158		GE-0184, Norelco Dictaphone, SN 97950	BUS	Furniture Strm	280.00	
TE-0070		GE-0182, NCR Cash Register, SN 2-1073856	BUS	Furniture Strm	820.30	
TE-0071		GE-0071, NCR Cash Register, SN 2-980997	BUS	Furniture Strm	787.50	
TE-0072		GE-0072, NCR Cash Register, SN 2-955761	BUS	Furniture Strm	787.50	
VE-2516		Triplett Transistor Testor, 2590	INST	Rm. 2H8	61.00	
VE-2528		Modular 36 Tubes Blueprint Cabinets, 6754ST 36	INST	Bsmt Hallway	52.95	
VE-2530		Modular 36 Tubes Blueprint Cabinets, 6754ST 36	INST	Bsmt Hallway	52.95	
VE-2565		Electric Tire Changer SN 71883L6	INST	Rm. 1A8	331.08	
VE-2567		Porta Turner with stand with instruments	INST	Rm. 1A8	264.96	
VE-2568		General Regular Alternator with Stand SN 42 103 204933A MQ	INST	Rm. 1A8	153.57	
VE-2589*		Electric Testers	INST	Rm. 1A8		
VE-2597		Bishman Sav-T-Lift, 411C, SN 241	INST	Rm. 1A10	268.09	
VE-2884	3473	Miller Wir Fedr Fund for MIG, Proc AHF N259 (Welder)	INST	T-1 Bldg.	476.00	
VE-3148	3493	Torit Dust Collector, 19 FB 73064	INST	Hallway	595.00	
VE-3149	3492	Torit Dust Collector, 19 FB 73063	INST	T-1 Bldg.	595.00	
VE-3151	3495	DeWalt 12" Radial Arm Saw, T1533 67071544	INST	Room 1A1	484.50	
VE-3160	3498	Oliver 12" Tilting Arbor Saw, 232D 98091	INST	T-1 Bldg.	1,622.00	
VE-3163	3501	Oliver Oilston Tool Grinder, 2085 97282	INST	T-1 Bldg.	683.00	
VE-3165	3503	Oliver Single Spindle Shaper, 287T 98398	INST	T-1 Bldg.	2,932.00	
VE-3244		Oliver 8" Jointer, 144BD 97765	INST	T-1 Bldg.	973.00	
VE-3249	3506	Oliver Disk and Belt Sander, 182 DB 98756	INST	T-1 Bldg.	1,170.00	
VE-3250	3507	Oliver Reversible Belt Sander, 184 D 98855	INST	T-1 Bldg.	2,362.00	
VE-3251	3508	Oliver Band Saw, 217 D 30 99257	INST	T-1 Bldg.	2,798.00	
VE-3253	3509	Rockwell Delta Uniplane	INST	Room AHU#1	490.39	
VE-3305	3553	Monroe Calculator, B982087 211PC192	INST	Bsmt Hallway	1,175.00	

AUCTION ITEMS

SVCC TAG NO.	STATE TAG NO.	DESCRIPTION	DEPT	LOCATION	ORIGINAL COST	COMMENTS
VE-3457	3412	Beckman/EPUT Elect Counter Meter and Timer SN 6144409	INST	Rm. 2H8	1,964.88	
VE-3458	3436	Veckman/Voltage to Frequency Converter DVM SN 651 312	INST	Rm. 2H8	816.18	
VE-3501	3446	Bridge Oscillator 1330A 2372	INST	Mi Tunnel	828.00	
VE-3502	3444	Bridge Oscillator 1330A 2384	INST	Mi Tunnel	828.00	
VE-3503	3442	Bridge Oscillator 1330A 2366	INST	Mi Tunnel	828.00	
VE-3504	3440	Bridge Oscillator 1330A 2391	INST	Mi Tunnel	828.00	
VE-3505	3445	Bridge Oscillator 1330A 2365	INST	Mi Tunnel	828.00	
VE-3506	3443	Bridge Oscillator 1330A 2385	INST	Mi Tunnel	828.00	
VE-3509	3438	Bridge Oscillator, 1330A 2380	INST	Mi Tunnel	828.00	
VE-3510	3439	Bridge Oscillator 1330A 2389	INST	Mi Tunnel	828.00	
VE-3531	3424	Transistor Curve Tracer, 12209	INST	Basement	1,325.00	
VE-3532	3447	Scope Camera with Adaptor SN 13646	INST	Mi Tunnel	465.00	
VE-3548	3453	Hewlett Packard Sweeping Signal Gene SN 675A 73600180	INST	Rm. 2H8	2,257.61	
VE-4037		Wilson Jones Card File, SN 11903P	BUS	Furniture Strm	200.00	
VE-4193		Bell & Howell Filmstrip Project, SN QC101440, Model 745	INST	Rm. BL2	159.95	
VE-4893		Super 8mm Loop Console Projector, SN 000112, Model 610	INST	Rm. BL2	349.00	
VE-4894		Super 8mm Loop Console Projector, SN 000093, Model 610	INST	Rm. BL2	349.00	
VE-4917		Draper Wall Screen 60 x 60	INST	Rm. BL2	16.00	
VE-5126	3520	Kenco Punch Press Complete 8 301	INST	Rm. 1C15	7,290.35	
VE-5127	3394	Logan Bench Shaper, 8 ES8 T 570	INST	Rm. 1C15	937.00	
VE-5159	3467	Lindberg Heavy Duty Air Cooled Endothermic Atmos. Generator	INST	Rm. 1C9	6,005.00	
VE-5160	3468	Treet All Atmosphere Box Furnace Comp 6250	INST	Rm. 1CC9	3,369.00	
VE-5163	3466	Temperiter Draw Box Furnace Comp. 6351 SN 121314	INST	Rm. 1C9	4,837.00	
VE-5195	3395	Giant 50# Motor-Driven Hammer Complete SN 7318 392293	INST	Rm. 1C15	1,230.11	
VE-5484		Sony 3/4" Videocassette Player, SN 11548, Model VP-1000	INST	Rm. BL2	799.50	
VE-5493		Sony 3/4" Videocassette Player, SN 14453, Model VP-1000	INST	Rm. BL2	799.50	
VE-5495		Sony 3/4" Videocassette Player, SN 14422, Model VP-1000	INST	Rm. BL2	799.50	
VE-5500		Sony 3/4" Videocassette Player, SN 15048, Model VP-1000	INST	Rm. BL2	799.50	
VE-5503		25" Admiral Color TV, #419894, Model 3E3571	INST	Rm. BL2	380.00	
VE-5504		25" Admiral Color TV, #419846, Model 3E3571	INST	Rm BL2	380.00	

AUCTION ITEMS

SVCC TAG NO.	STATE TAG NO.	DESCRIPTION	DEPT	LOCATION	ORIGINAL COST	COMMENTS
VE-5505		12" Admiral Color TV Receiver, SN C2003889, Model 2157P	INST	Rm. BL2	200.00	
VE-5506		12" Admiral Color TV Receiver, SN 2002240, Model 2157P	INST	Rm. BL2	200.00	
VE-5517		Sony 3/4" Videocassette Player, SN 13703, Model VP-1000	INST	Rm. BL2	799.50	
VE-5543		Graflex Filmstrip/Projector w/Auto Threading, SN 600-01957	INST	Rm. BL2	126.90	
VE-5545		Graflex Filmstrip/Projector w/Auto Threading, SN 600-06303	INST	Rm. BL2	126.90	
VE-5551		Viewlex Sight & Sound Viewer, SN 13125, Model V-134	INST	Rm. BL2	54.95	
VE-5580		Bell & Howell Filmstrip Projector, SN 2263028, Model 745	INST	Rm. BL2	129.50	
VE-5622		Wollensak Cassette Recorder, SN 25233491, Model 2520	INST	Rm. BL2	180.00	
VE-5629		Sony Reel-to-Reel Tape Recorder, SN 157583, Model TC-105A	INST	Rm. BL2	149.35	
VE-5645		Xerox Microfilm Readers, SN 604015 138	INST	Room BL2	145.00	
VE-5646		Xerox Microfilm Readers, SN 604015 043	INST	Room BL2	145.00	
VE-5721		13" Admiral Color TV Receiver, SN CC2056358, Model SS880	INST	Rm. BL2	200.00	
VE-5722		13" Admiral Color TV Receiver, SN C205588, Model SS880	INST	Rm. BL2	200.00	
VE-5923		Sharp Cassette Player with headset, SN 30602803M Mod. RD-464	INST	Rm. BL2	59.00	
VE-5927		Sharp Cassette Player with headset, SN 30602101M Mod. RD-464	INST	Rm. BL2	59.00	
VE-6125		Radio Shack Line Printer with cable, SN 033438	PRES	Air Hand. Rm	745.00	
VE-6220	41894	Radio Shack TRS80 Model III Computer	PRES	Air Hand. Rm	1,556.10	
VE-6221	41896	Radio Shack TRS80 Model III Computer	PRES	Air Hand. Rm	1,556.10	
VE-6222	41897	Radio Shack TRS80 Model III Computer	PRES	Air Hand. Rm	1,556.10	
VE-6223	41895	Radio Shack TRS80 Model III Computer	PRES	Air Hand. Rm	1,556.10	
VE-6263	44352	Zenith Z90-82 Microcomputer	PRES	Air Hand. Rm	3,259.06	
VE-6264	44339	Zenith Z90-82 Microcomputer	PRES	Air Hand. Rm	3,259.06	
VE-6265	44359	Zenith Z90-82 Microcomputer	PRES	Air Hand. Rm	3,259.06	
VE-6266	44379	Zenith Z90-82 Microcomputer	PRES	Air Hand. Rm	3,259.06	
VE-6267	44369	Zenith Z90-82 Microcomputer	PRES	Air Hand. Rm	3,259.06	
VE-6268	44373	Zenith Z90-82 Microcomputer	PRES	Air Hand. Rm	3,259.06	
VE-6272	44381	Apple III 128K Computer SN 110638 w/disk	PRES	Air Hand. Rm	3,670.58	
VE-6273	44367	Apple III 128K Computer SN 108929 w/disk	PRES	Air Hand. Rm	3,436.84	
VE-6277	44375	APC-H02 NEC Computer w/Rm. COBO	PRES	Air Hand. Rm	4,098.20	
VE-6278	44340	APC-H03 NEC Computer SN 2X0017	PRES	Air Hand. Rm	4,528.56	

For Board Meeting
of June 27, 1990

Agenda Item F-7

X-RAY LABORATORY BIDS

Bids for new X-Ray Laboratory equipment were advertised in May and three bids were received. The low bid was submitted by L & L X-Ray Service, Inc., of Schaumburg in the amount of \$59,258. This project was submitted to the Sauk Valley Community College Foundation and in February of this year they passed a resolution to pay an amount equal to two-thirds of the cost or \$25,000, whichever was less.

We are also recommending that the balance of the cost for this equipment be made a part of the operating budget for fiscal year 1990 rather than be deferred into the next fiscal year.

RECOMMENDATION: Board of Trustee approval to contract with L & L X-Ray Service, Inc., for X-Ray laboratory equipment in the amount of \$59,258 with the SVCC Foundation to reimburse the amount of \$25,000 to the College and the balance to be paid from the 1990 fiscal year's operating budget.



Sauk Valley Community College

173 IL ROUTE 2
DIXON, IL 61021-9110

TO: Dr. Behrendt

DATE: June 7, 1990

FROM: Robert Edison

SUBJECT: X-Ray Laboratory Bids

Advertisements were run in the Sterling Daily Gazette and the Dixon Telegraph on May 14, 1990, with bids having been received and opened on June 6, 1990. The bids received were as follows:

L & L X-Ray Service, Inc.
912 West Morse Avenue
Schaumburg, IL 60193

\$59,258.00

Advanced Diagnostics Systems
536 West Fifth Avenue
Naperville, IL 60540

\$63,713.00

Pro-Chem, Limited
540 - 29th Street
Bettendorf, IA 52722

\$64,724.00

This project has been mentioned during the past year and was submitted to the Sauk Valley Community College Foundation. On February 13, 1990, the Foundation passed a resolution to pay an amount equal to 2/3 of the cost or \$25,000, whichever is less.

Recommendation: Board of Trustee approval to contract with L & L X-Ray Service, Inc. for the X-Ray Laboratory in the amount of \$59,258.00, with the Foundation to reimburse the amount of \$25,000 to the College for the cost of this laboratory. As a part of this recommendation, I am also recommending that these costs be made a part of the Operating Budget for fiscal year 1990 rather than be deferred into the next fiscal year.

n

Board Development Committee

No report.

Resource Development Committee

No report.

Finance Committee

Marv Shearer reported that the money market on the Endowment Challenge Grant had earned in excess of \$5,000 interest; and that stocks and bonds were holding steady at the present time.

Scholarship Committee

No report.

College Focus: No report at this meeting.

Funding for College Projects: Virginia Thompson was present to report on the strong need for an x-ray machine. The old machine was used when it was donated to the college in 1966.

After some discussion it was moved and seconded (Zumdaahl/McCormick) that the foundation would fund an x-ray machine for \$25,000 with \$10,000 from the Mulnix donation and \$15,000 from the General fund. The motion was amended and seconded (Allen/Erickson) to make the donation 2/3 of the cost coming from the Foundation and 1/3 coming from the college with a ceiling of \$25,000 from the Foundation. The motion was voted and carried unanimously as amended.

It was moved and seconded (McCormick/Weber) to fund a new sound system for the Little Theater for up to \$10,000 with \$3,500 from the Dillon Foundation donation and an amount not to exceed the available balances in the Fine Arts and Engle funds. The motion was voted and carried unanimously.

For Board Meeting
of June 27, 1990

Agenda Item H-1

RESIGNATION

As the attached letter details, Rhea Edge has submitted her resignation from her administrative position as Director of the Sauk Valley Community College Educational Program at the Dixon Correctional Center.

RECOMMENDATION: Board approval to accept with regret the resignation of Rhea Edge as Director of the SVCC Educational Program at the Dixon Correctional Center.

815 / 288-5511
1-800 / 843-7430



Sauk Valley Community College

173 IL ROUTE 2
DIXON, IL 61021-9112

Dr. Virginia Thompson
Dean of Instruction
Sauk Valley Community College
173 Il Route 2
Dixon Il. 61021-9112

May 31, 1990

Dear Dr. Thompson,

Throughout my past seven years of employment within the correctional walls I have tried to do the best possible work that I am capable of. During this time I have depended upon and received the strong support of those individuals who were directly involved in the supervision of my programs. Loyalties and valued friendships were developed. My reasons for submitting this resignation letter apply only to my desire to pursue a life that is free of the limitations that the correctional center imposes.

My original intention to leave on July 1, 1990 is expressed with the understanding that the search for my replacement may require a slightly longer transition period. In service to the people and programs I have come to respect I am offering my assistance in the search for and orientation of a new director for a reasonable amount of time. My strongest desire is to maintain a legacy that is positive in nature and in the best interest of the continued success of Sauk Valley Community College Educational Programs at the Dixon Correctional Center.

Sincerely,

Rhea Edge, Director
SVCC Educational Programs at DCC
2600 N. Brinton Ave
Dixon Il. 61021

cc: Ray Quick
President Behrendt ✓
Warden Gramley
A/W Lee
Bill Johnston

For Board Meeting
of June 27, 1990

Agenda Item H-2

PART-TIME FACULTY

The attached list of part-time instructors for the 1990-91 school year is submitted for Board approval.

RECOMMENDATION: Board approval of the attached list of part-time faculty for the 1990-91 school year.



**SAUK VALLEY
COMMUNITY
COLLEGE**

173 IL Rt. 2, Dixon, IL 61021 * 815/288-5511

MEMORANDUM

DATE: June 11, 1990
TO: Dr. Behrendt
FROM: Virginia Thompson *VT*
SUBJECT: Part-time Faculty for Board Approval

Attached is the list of anticipated part-time faculty members for the 1990-91 school year.

js

attachment

**SAUK VALLEY COMMUNITY COLLEGE
PART-TIME FACULTY FOR 1990-91**

ARTS, SOCIAL SCIENCE AND PHYSICAL EDUCATION

Andresen, Grant	Social Science
An, Sung	P.E.
Angone, Mary Lou	Humanities
Barnes, Norma	Humanities
Branch, Sarah	Humanities
Carlson, Gary	Humanities
Carmona, Roberto	Sociology
Clow, Adela	Humanities
Costello, Will	Public Service
Cox, Colleen	Academic Skills
Crowson, Carla	Vital
Dowell, Mike	Humanities
Downey, Michael	Public Service
Ehrmann, Rolfe	Public Service
Emery, Rose	Humanities
Farley, Diane	Public Service
Fiorini, Beth	P.E./Humanities
Gates, Nancy	Social Science
Gates, Michele	Humanities
Geirnaeirt, Gary	Public Service
Guttman, Mary Ann	Social Science
Guttman, Michael	Social Science
Hamilton, Jane	Humanities
Joynt, Cathleen	Humanities
Knudten, Charlene	Public Service
Kramer, Patricia	Humanities
Lane, William (Bill)	Public Service
Lichtenstein, Larry	Social Science
Lilly, Sharon	Public Service
Lillyman, Walter	Humanities
Lovekin, Carol	Academic Skills
Markel, Diane	Humanities
Martens, Rudolph	Humanities
Martin, Jeff	Humanities
Matheny, James	Public Service
McLaughlin, Ligia	Humanities
Minnis, Robin	Public Service
Munsell, Bruce	Social Science
Nelms, Janet	Public Service
Niemann, Mary	Academic Skills
Nightlinger, Kent	Humanities

O'Neil, Letty	Public Service
Pifer, Linda	Social Science
Porter, Lois	Academic Skills
Prestley, Richard	Humanities
Robins, Mark	Humanities
Saunders, Lori	Academic Skills
Shule, Sandra	Academic Skills
Skaggs, Kathy	Academic Skills
Spencer, Donna	Humanities
Spencer, Gary	Public Service
Stark, Sarah	Academic Skills
Studer, Frank	Humanities
Suppan, Heinze Dietrick	Humanities
Surrey, Peter	Humanities
Turk, Fred	Humanities
Ulferts, Harry	Public Service
Wallin, John Otto	Humanities
Wente, Lori Halverson	Speech
Whiting, Lynn	Humanities
Williams, Al	Public Service
Woodhouse, Janice	Humanities

BUSINESS, TECHNOLOGY AND NATURAL SCIENCE

Ballew, Barb	Business
Border, Tim	Technology
Breed, Nancy	Business
Brown, James	Agriculture
Choiniere, Mike	Technology
Clevenger, Walt	Business
Corwin, Al	Technology
Cover, John	Business
Edgeton, Gary	Business
Garren, Dave	Business
Greenwalt, Frank	Technology
Haag, Don	Technology
Hendryx, Dorothy	Business
Henson, Michael	Technology
Hofreiter, Phil	Natural Science
Holldorf, Mark	Business
Hosler, Mike	Technology
Hurd, Mary Ann	Business

Kazmerski, Stan	Business
Mann, Pam	Business
McCormick, Les	Agriculture
Mendoza, Michelle	Business
Michel, Steve	Business
Monteith, Richard	Technology
Paris, Michael	Business
Pfeifer, Alan	Business
Simard, Normand	Business
Smith, Terry	Technology
Smythe, Thomas	Business
Thompson, Marcia	Business
Turner, David	Business
Viering, Lawrence	Business
Volker, Richard	Technology
Wade Edwin	Technology
Wancket, James	Technology
Wells, Jerome	Technology
Weir, Robert	Technology
Zinanni, Linda	Business

COMMUNITY SERVICE

Albrecht, Romaine	Coordinator
Adami, Savio	Humanities
Agans, Dan	P.E.
Austin, Steve	Business
Bachar, Linda	Academic Skills
Ballew, Barb	Coordinator
Barron, Mel	Coordinator
Bauer, Bernadine	P.E.
Bauer, Darlene	P.E.
Bechtold, Lynn	Humanities
Behrendt, Teddy	Sr. Studies
Bolz, Judy	Humanities
Bond, Charles	Humanities
Boynton, Marla	College/Kids
Brandau, Faith	P.E.
Brauer, Debbie	P.E.
Brooks, Ken	Public Service
Brokaw, Patricia	Business
Briggs, Doug	Market Master
Buccola, Mae	Calligraphy

Byers, Cindy	P.E.
Campen, Russ	Coordinator
Casson, Connie	P.E.
Cleavland, Joe	Technology
Clements, Paulette	Agriculture
Clementz, Betty	College/Kids
Coppernoll, Sue	Public Service
Corwell, Doris	Bridge
Courtney, Donna	Humanities
Cox, Mary	Business
Croegaert, Gary	Coordinator
Crofton, Patti	P.E.
Cruse, Curt	Humanities
Dempsey, Janis	Social Science
Dietz, Carol	Humanities
Dinges, Don	Humanities
Dodds, Steven	Business
Dunphy, Maureen	Humanities
Drury, James	Fishing Seminar
Ferolo, Jim	Health
Fisch, Robin	Humanities
Fogg, Barrie	Senior Studies
Frame, Anne	College/Kids
Gehrke, Nancy	Public Service
Gengenbach, Bill	Coordinator
Godziemski, Joanna	Academic Skills
Gowers, Julie Dale	P.E.
Gronner, Curt	Social Science
Guccione, Lois	Humanities
Habben, Sharon	Humanities
Hahne, Constance	Food Service
Hall, Dale	Coordinator
Hall, Doris	Public Service
Hall, Gregory	P.E.
Hand, Doug	College/Kids
Hanson, Sherry	Humanities
Hartz, Ann	Business
Heitzler, Kathleen	Academic Skills
Henderson, Ann	Sr. Studies
Hendryx, Dorothy	Business
Henningson, Nancy	Art
Hill, Julia	Social Science
Hofmeister, Myron	Business
Hofreiter, Holly	College/Kids

Hofreiter, Philip	College/Kids
Holmes, Bill	P.E.
Huisingsh, Jane	Humanities
Hunkins, Carl	Sr. Studies
Hustad, Joan	Humanities
Johnson, Doris	Humanities
Johnson, LaVern	Business
Jokerst, Dennis	Business
Kahl, Robert	Business
Kostoff, Jonnie	Humanities
Krieger, Kevin	Technology
Kuhnert, Nancy	Humanities
Laidhl, Sharon	Humanities
Lessner, Patrick	P.E.
Letourneau, Dan	Sr. Studies
Mall, Carol	Humanities
Markel, Diane	Humanities
Martin, Don	P.E.
McClellan, Jack	Technology
McCue, Catherine	Technology
McDonnell, Dr. John	Social Science
McMillan, Ann	Public Service
McNinch, Mildred	P.E.
McNinch, Tim	Business
Mendoza, Frank	Business
Metcalf, Estelle	College/Kids
Metzger, Claire	Humanities
Metzger, Rolland	Business
Miller, Jeffrey	P.E.
Milliron, Karen	College/Kids
Moore, Donna	Humanities
Meyers, Kim	P.E.
Navarra, Luann	P.E.
Nelsen, Michelle	Health
Nelson, Sally	Humanities
Nesti, Ned Jr.	College/Kids
Newhouse, Julie	Business
Novak, Valerie	Public Service
Nyboer, Melissa	College/Kids
O'Brien, Donna	Humanities
Olsen, Karen	Humanities
Ottinger, Jolie	Social Science
Paulsen, Duane	Business

Peterson, Laura	Business
Peugh, Barb	Food Service
Pillars, Lona	Humanities
Port, Linda	Humanities
Porter, Jerry	Academic Skills
Prombo, Betsy	P.E.
Queckboerner, David	Technology
Rahn, Dorothea	Coordinator
Rasmussen, James	Business
Rhodes, Susan	Business
Rickert, Elizabeth	Social Science
Rocke, Sheryl	Food Service
Roels, Ron	Social Science
Ruckman, Dan	Aviation
Sands, Dennis	Fishing Seminar
Sanderson, Irwin	Natural Science
Sandschafer, Joseph	Human Service
Schriner, Judy	Aviation
Scherrer, John	Coordinator
Schaeffer, Joe	Public Service
Sebright, Ann	Humanities
Seiler, Pam	P.E.
Sekse, Mary	Humanities
Sisler, Marlene	Business
Skrogstad, Jack	Humanities
Stachowiak, Pat	Health
Steadman, Marlene	Business
Stevens, Carolyn	Social Science
Stover, Betsy	Social Science
Streit, Mark	Public Service
Taulbee, Jim	P.E.
Thomas, Earl	Business
Toole, Kim	Coordinator
Toole, Steven	P.E.
Tranel, James	Humanities
Vaile, Rebecca	College/Kids
Vance Susan	Coordinator
Vroman, Karen	Humanities
Wagner, Valerie	Humanities
Wallin, Kay	P.E.
Walls, Tina	Business

Walsh, Bob	P.E.
Wasson, Woody	Coordinator
Weathers, Linda	Humanities
Weirsema, Pat	Coordinator
Williamson, Laurin	Humanities
Wiseman, Cherrith	Humanities
Wolf, Lois	Food Service
Wolford, Shirley	Health
Wooley, Jim	Technology
Wright, Gene	Social Science
Young, Mark	College/Kids
Zahn, Bruce	P.E.
Zschieche, Robert	College/Kids

ALLIED HEALTH

Andersen, Janice	Nursing
Beam, James	Medical Lab
Best, Miranda	Nursing
Coffey, Myrna	Nursing
Dalton, Diana	Nursing
Dennis, Sandra	Nursing
Eckland, Franklin	Medical Lab
Francisco, Cassandra	Rad Tech
Frost, Susan	Medical Lab
Johnson, Doris	Nursing
Kreps, Nancy	Nursing
Lightbody, Ted	Food Service
Lynch, Janet	Nursing
Magnuson, Marcia	Nursing
Maland, Susan	Food Service
McClintock, Joyce	Nursing
McKee, Martha	Medical Lab
Miller, Duane	Food Service
Miller, Joyce	Food Service
Morden, Jere	Nursing
Muenchow, Millagros	Medical Lab
Nelson, Karen	Medical Lab
Page, Gaye	Nursing
Price, Cheryl	Nursing
Robinson, Mary	Nursing
Rumph, Grace	Nursing

Russell, Irma	Nursing
Stringer, Sally	Rad Tech
Tieman, Barbara	Nursing
Woker, Harriett	Rad Tech

TRAINING FOR BUSINESS AND INDUSTRY - WORKSHOPS

Forristal, Larry
Glaze, Don
Hill, Julia
Myers, Deb
Smigel, Scott
Stine, Vic
Zalud, Jim

DIXON CORRECTIONAL CENTER

Beatty, Timothy	Social Science
Bravo, Valentino	Social Science
Calkins, Karen	Social Science
DeGeorge, James	Health
Devers, Susan	Social Science
Fichtenmueller, Barbara	Health
Francis, Mary	Natural Science
Gryder, James	Natural Science
Hanson, Bruce	Social Science
Hunt, Harold	Natural Science
Lovelace, Mark	Natural Science
Marquitz, Sharon	Natural Science
Marrandino, Vincent	Social Science/ Humanities
McCauley, Jim	Humanities
Melvin, Boyd	Social Science
Murray, Ginger	Humanities
Power, Martin	Social Science
Risdon, Harold	Natural Science
Robins, Mark	Humanities
Sessler, Gail	Humanities
Shank, Julie	Natural Science
Smith, Nancy	Humanities
Smith, Susan	Food Service
Wright, Jerry	Social Science

js

6-18-90

For Board Meeting
of June 27, 1990

Agenda Item H-3

DIRECTOR OF NURSING EDUCATION

The search committee for the vacancy created by the retirement of Carol Hain has concluded its work and recommended the appointment of Rosemary Johnson as Director of Nursing Education. This appointment will be effective August 15, 1990. Rosemary is from Dixon, Illinois and has been a Nursing instructor at the College for sixteen years.

RECOMMENDATION: Board approval to appoint Rosemary Johnson to the position of Director of Nursing Education effective August 15, 1990 at a 12-month salary of \$34,500.



**SAUK VALLEY
COMMUNITY
COLLEGE**

173 IL Rt. 2, Dixon, IL 61021 • 815/288-5511

MEMORANDUM

DATE: June 20, 1990
TO: Dr. Behrendt
FROM: Virginia Thompson *VT*
SUBJECT: Director of Nursing Education

Attached is a recommendation from Dick Holtam to hire Rosemary Johnson as Director of Nursing Education. I recommend that this be forwarded to the Board of Trustees for approval. I believe Rosemary will provide strong leadership for our nursing programs.

js

attachment

For Board Meeting
of June 27, 1990

Agenda Item H-4

CLASSIFIED STAFF SALARIES

Following an Executive Session during which individual salaries and terms of employment will be discussed, it will be necessary for the Board of Trustees to take appropriate action on classified salaries for 1990-91.

For Board Meeting
of June 27, 1990

Agenda Item H-5

ADMINISTRATIVE STAFF SALARIES

Following an Executive Session during which individual salaries and terms of employment will be discussed, it will be necessary for the Board of Trustees to take appropriate action on administrative salaries for 1990-91.

For Board Meeting of
June 27, 1990

Agenda Item I-1

PREVAILING WAGES RESOLUTION

According to Illinois law, it is necessary that a resolution establishing prevailing wages be adopted by each school district during the month of June. Subsequent thereto, the college must publish a notice of establishment of prevailing wages in the local newspaper. A certified copy of the adopted resolution establishing prevailing wages must be forwarded to the Secretary of State in Springfield.

RECOMMENDATION: Board approval of the attached Resolution Establishing Prevailing Wages for Sauk Valley Community College District #506.

SAUK VALLEY COMMUNITY COLLEGE, DIXON, ILLINOIS

RESOLUTION

ESTABLISHING PREVAILING WAGES

WHEREAS, Illinois Revised Statutes, Chapter 48, Section through 39S-12, Prevailing Wage Law, as amended, requires that the public body awarding any contract for construction of public works, exclusive of maintenance work, shall ascertain the general prevailing hourly rate of wages for employees engaged in such work; and

WHEREAS, the statutes further provide that said rate of pay be publicly posted and/or kept available for inspection by any interested party and certified copy thereof promptly filed in the Office of the Secretary of State;

NOW THEREFORE BE IT RESOLVED by the Board of Trustees of Sauk Valley Community College, Lee County, Illinois, to the extent as required by "AN ACT regulating wages of laborers, mechanics, and other workmen employed in any public works by the State, County, City, or by any public body or political subdivision or by anyone under contract public works," as amended, the general prevailing rate of wages in the locality for laborers, mechanics and other workmen engaged in the construction of public works coming under the jurisdiction of the Board of Trustees is hereby ascertained to be the same as the prevailing rate of wage for construction work in Lee County area as determined by the Department of Labor of the State of Illinois as of June 1, 1990;

BE IT FURTHER RESOLVED that nothing herein contained shall be construed to apply to the prevailing hourly rate of wages in the locality for employment other than public works construction as defined in the ACT; and

BE IT FURTHER RESOLVED that the Secretary to the Board of Trustees be and is hereby directed to file a certified copy of this Resolution with the Secretary of State and the Department of Labor of the State of Illinois;

BE IT FURTHER RESOLVED that the Notice of this determination shall be published in the Dixon Telegraph in the City of Dixon, Illinois, a newspaper of general circulation within the area;

BE IT FURTHER RESOLVED that the Secretary shall publicly post or keep available for inspection by any interested party in the main office of the Board of Trustees this determination of such prevailing rate of wages; and

BE IT FURTHER RESOLVED that the Secretary to the Board of Trustees shall mail a copy of this determination to any employer and to any person or association of employees who have filed their names and addresses requesting copies of any determination stating the particular rates and the particular class of workmen whose wages will be affected by such rates.

Approved this 27th day of June, 1990

Board of Trustees of Sauk Valley
Community College District #506
Lee County, Illinois

Chairman, District #506

ATTEST:

Marilyn Vinson, Secretary to the
SVCC Board of Trustees

ILLINOIS DEPARTMENT OF LABOR PREVAILING WAGES FOR LEE COUNTY EFFECTIVE 06/01/90

These Prevailing Wages shall be included in the contracts and their advertised specifications to which any public body, as defined in Section 2 of the Prevailing Wage Act (Ill. Rev. Stat. 1987, Ch. 48, par. 39s-1), is a party, for the construction, reconstruction, maintenance and/or repair of public buildings or public works within the State of Illinois which requires or involves the employment of laborers, workers, and mechanics, and owner/operators. Minimum wages, overtime rate and fringe benefits certified herein shall be paid. This scale of prevailing wages to be paid shall be posted by the contractor in a prominent and easily accessible place at the site of work. This determination is the property of the Illinois Department of Labor and shall not be altered without their consent in writing.

NAME OF TRADE	RG	TYP	C L S	HOURLY RATES		OVERTIME RATE			HRLY FRINGE RATES		
				BASIC	FORMN	M-F	SA	SU&HL	WLFR	PENSN	VACTN
						AFTER 8 HRS	ALL HRS	ALL HRS			
ASBESTOS ABT-MEC		BLD		14.820	15.070	1.5	1.5	2.0	2.170	2.150	.000
ASBESTOS ABT-GEN		BLD		14.820	15.070	1.5	1.5	2.0	1.350	3.300	.000
HT/FRST INSUL.		BLD		20.450	21.450	1.5	1.5	2.0	2.170	2.150	.000
BOILERMAKERS		BLD		19.200	20.750	1.5	1.5	2.0	2.050	1.200	.000
BRICKLAYERS		BLD		18.300	19.300	1.5	1.5	2.0	1.650	2.130	.000
MILLWRIGHTS TECH		BLD		16.480	17.480	1.5	1.5	2.0	2.330	2.100	.000
CARPENTERS		BLD		16.100	17.350	1.5	1.5	2.0	1.500	1.850	.000
CARPENTERS		HWY		18.560	19.560	1.5	1.5	2.0	1.500	1.750	.000
CEMENT MASONS		ALL		16.680	17.180	2.0	2.0	2.0	1.650	2.800	.000
ELECTRICIANS		BLD		20.000	21.250	1.5	1.5	2.0	1.450	2.700	.000
ENM, DIG&CR OPR		ALL		19.420	20.500	1.5	1.5	2.0	1.250	1.940	.000
EQMT OPR		ALL		16.450		1.5	1.5	2.0	1.250	1.940	.000
GRNDSMN TRK DRV		ALL		13.310		1.5	1.5	2.0	1.250	1.940	.000
GROUNDMEN		ALL		12.900		1.5	1.5	2.0	1.250	1.940	.000
GLAZIERS		BLD		16.240	16.990	1.5	1.5	2.0	1.250	.750	.000
GLAZIERS	S	BLD		15.560	16.340	1.5	1.5	2.0	1.650	1.000	.000
IRON WORKERS	N	ALL		18.920	19.850	1.5	1.5	2.0	2.150	3.375	.000
IRON WORKERS	S	ALL		17.750	18.100	1.5	1.5	2.0	2.370	3.260	.000
LABORERS		ALL		14.820	15.070	1.5	1.5	2.0	1.350	3.300	.000
MARBLE WORKERS		BLD		17.180	17.430	1.5	1.5	2.0	1.500	1.500	.000
MER. ENGINEERS		BLD	1	20.850	21.400	2.0	2.0	2.0	2.250	2.250	1.250
MER. ENGINEERS		BLD	2	19.550		2.0	2.0	2.0	2.250	2.250	1.250
MER. ENGINEERS		BLD	3	17.800		2.0	2.0	2.0	2.250	2.250	1.250
MER. ENGINEERS		BLD	4	15.850		2.0	2.0	2.0	2.250	2.250	1.250
MER. ENGINEERS		HWY	1	20.700	21.200	1.5	1.5	2.0	2.250	2.250	1.250
MER. ENGINEERS		HWY	2	20.150		1.5	1.5	2.0	2.250	2.250	1.250
MER. ENGINEERS		HWY	3	18.900		1.5	1.5	2.0	2.250	2.250	1.250
MER. ENGINEERS		HWY	4	17.400		1.5	1.5	2.0	2.250	2.250	1.250
MER. ENGINEERS		HWY	5	16.100		1.5	1.5	2.0	2.250	2.250	1.250
MAINTERS (BR&RL)		BLD		14.600	15.100	1.5	1.5	1.5	.000	.000	.000
MILLWRIGHTS, FITTERS		BLD		17.500	19.250	1.5	1.5	2.0	1.690	2.810	.000
PLASTERERS		BLD		16.680	17.180	2.0	2.0	2.0	1.650	2.800	.000
SPRINKLER FITTERS		BLD		19.460	20.710	1.5	2.0	2.0	2.400	2.500	.000
ROOFERS		BLD		20.250	21.250	1.5	1.5	2.0	1.750	.750	.000
STEELMETAL WRKR		BLD		18.750	19.780	1.5	1.5	2.0	1.500	2.960	.000
STONE WORKERS		BLD		18.300	19.050	1.5	1.5	2.0	1.500	1.500	.000
TERRAZO WRKRS		BLD		17.480	17.730	1.5	1.5	2.0	1.650	1.500	.000
TRAIL HELPERS		BLD		15.800	16.050	1.5	1.5	2.0	1.650	.600	.000
TRAIL LAYERS		BLD		17.480	17.730	1.5	1.5	2.0	1.650	1.500	.000
TRUCK DRIVERS		ALL	1	16.175		1.5	1.5	2.0	2.100	1.725	.000
TRUCK DRIVERS		ALL	2	16.575		1.5	1.5	2.0	2.100	1.725	.000
TRUCK DRIVERS		ALL	3	16.775		1.5	1.5	2.0	2.100	1.725	.000
TRUCK DRIVERS		ALL	4	17.025		1.5	1.5	2.0	2.100	1.725	.000
TRUCK DRIVERS	E	ALL	1	17.650		1.5	1.5	2.0	1.775	1.525	.000
TRUCK DRIVERS	E	ALL	2	17.800		1.5	1.5	2.0	1.775	1.525	.000
TRUCK DRIVERS	E	ALL	3	18.000		1.5	1.5	2.0	1.775	1.525	.000
TRUCK DRIVERS	E	ALL	4	18.200		1.5	1.5	2.0	1.775	1.525	.000

Lee County

IRONWORKERS S That part of the county South of Rt. 30.
GLAZIERS S That part of the county South of Rt. 30 from the East to the roads through Harmon and Van Petten.
TRUCK DRIVERS E That part of the county East of U.S. 251 and North of Rt. 30.

The following list is considered as those days for which holiday rates of wages for work performed apply:

New Years Day, Memorial/Decoration Day, Fourth of July, Labor Day, Veterans Day, Thanksgiving Day, Christmas Day.
Generally any of these holidays which fall on a Sunday is celebrated on the following Monday. This then makes work performed on that Monday payable at the appropriate overtime rate for holiday pay. Common practice in a given local may alter certain days of celebration such as the day after Thanksgiving for Veterans Day. If in doubt, please check with IDOL.

EXPLANATION OF CLASSES

TRUCK DRIVER - BUILDING, HEAVY AND HIGHWAY CONSTRUCTION-LEE COUNTY-(EXCEPT EAST)

Class 1. Drivers on 2 axle trucks hauling less than 9 ton. Air compressor and welding machines and brooms, including those pulled by separate units, truck driver helpers, warehousemen, mechanic helpers, greasers and tiremen, pickup trucks when hauling materials, tools, or men to and from and on-the-job site, and fork lifts up to 6,000 lb. capacity.

Class 2. Two or three axle trucks hauling more than 9 ton but hauling less than 16 ton. A-frame winch trucks, hydrolift trucks, or similar equipment when used for transportation purposes. Fork lifts over 6,000 lb. capacity, winch trucks, four axle combination units, and ticket writers.

Class 3. Two, three or four axle trucks hauling 16 ton or more. Drivers on water pulls, mechanics and working foremen, and dispatchers.

Five axle or more combination units.

Class 4. Low Boy and Oil Distributors.

EXPLANATION OF CLASSES

TRUCK DRIVER - BUILDING, HEAVY AND HIGHWAY CONSTRUCTION-LEE COUNTY-(EAST)

Class 1. A-frame truck when used for transportation purposes; Air Compressors and Welding Machines, including those pulled by cars, pick-up trucks and tractors; Ambulances; Batch Gate Lockers; Batch Hopperman; Car and Truck Washers; Carry Aids; Fork Lifts and Hoisters; Helpers; Mechanics Helpers and Greasers; Oil Distributors, 2-man operation; Pavement Breakers; Pole Trailer, up to 40 feet; Power Mower Tractors; Self-Propelled Chip Spreader; Shipping and Receiving Clerks and Checkers; Skipman; Slurry Trucks, 2-man operation; Slurry Trucks, Conveyor Operated - 2 or 3-man operation; Teamsters, Unskilled Dumpmen; Warehousemen and Dockmen; Truck Drivers hauling warning lights, barricades, and portable toilets on the job site.

Class 2. Dispatcher; Dump Crets and Adgetors under 7 yards; Dumpsters, Track Trucks, Euclids, Hug Bottom Dump Turnapulls or Turnatrailers when pulling other than self-loading equipment or similar equipment under 16 cubic yards; Mixer Trucks under 7 yards; Ready-Mix Plant Hopper Operator; Winch Trucks, 2 Axles.

Class 3. Dump Crets and Adgetors 7 yards and over; Dumpsters, Track Trucks, Euclids, Hug Bottom Dump Turnatrailers or Turnapulls when pulling other than self-loading equipment or similar equipment over 16 cubic yards. Explosives and/or Fission Material Trucks; Mixer Trucks 7 yards or over; Mobile Cranes while in transit; Oil Distributors, 1-man operation; Pole Trailer, over 40 feet; Pole and Expandable Trailers hauling material over 50 feet long; additional 50¢ per hour; Slurry Trucks, 1-man operation; Winch Trucks, 3 axles or more; Mechanic - Truck Welder and Truck Painter.

Class 4. Asphalt Plant Operators in areas where it has been past practice Dual-purpose vehicles, such as mounted crane trucks with hoist and accessories; Foreman; Master Mechanic; self-loading equipment like P.B. and trucks with scoops on the front.

OPERATING ENGINEERS - BUILDING-LEE COUNTY

Class 1. Assistant Craft Foreman; Craft Foreman; Mechanic; Asphalt Plant; Asphalt Spreader; Autograde; Batch Plant; Benoto (requires Two Engineers); Boiler and Throttle Valve; Caisson Rigs; Central Redi-Mix Plant; Combination Back Hoe Front End-loader Machine; Compressor and Throttle Valve; Concrete Breaker (Truck Mounted); Concrete Conveyor; Concrete Paver; Concrete Placer; Concrete Pump (Truck Mounted); Concrete Tower, Cranes, All, Cranes, Hammerhead, Creter - Crane; Crusher, Stone, etc.; Derricks, All; Derricks, Traveling; Formless Curb and Gutter Machine; Grader, Elevating; Grouting Machines; Highlift Shovels or Front Endloader 2-1/4 yd. and over; Hoists, Elevators, outside type rack and pinion and similar machines; Hoists, one, two and three Drum; Hoists, Two tugger in floor; Hydraulic Backhoes; Hydraulic Boom Trucks; Locomotives, All; Motor Patrol; Pile Drivers and Skid Rig; Post Hole Digger; Pre-Stress Machine; Pump Cretes; Squeeze Cretes-screw type Pumps; Gypsum Bulker and Pump; Raised and Blind Hole Drill; Rock Drill Roto Mill Grinder; Scoops - Tractor Drawn; Slip-form over; Straddle Buggies; Toumapull; Tractor with Boom and Side Boom; Trenching Machines.

Class 2. Bobcat (over 3/4 cu. yd.); Boilers; Brick Forklift; Broom, All Power Propelled; Bulldozers; Concrete Mixer (Two Bag and Over); Conveyor, Portable; Highlift Trucks; Greaser Engineer; Highlift Shovels or Front Endloaders under 2-1/4 yd.; Hoists, Automatic; Hoists, inside Freight Elevators; Hoists, Sewer Draining Machine; Hoists, Tugger Single Drum; Rollers, All; Steam Generators; Tractors, All; Tractor Drawn Vibratory Roller (Receives an additional \$.50 per hour); Winch Trucks with "A" Frame.

Class 3. Air Compressor - Combination - Small Equipment Operator; Generators; Heaters, Mechanical; Hoists, Inside Elevators - (Rheostat Manual Controlled); Hoists, Inside Elevators - Push Button with Automatic Doors; Hydraulic Power Units (Pile Driving and Extracting); Pumps, over 3" (1 to 3 not to exceed a total of 300 ft.); Pumps, Well Points; Welding Machines (2 through 5); Winches, 4 small Electric Drill Winches; Bobcat (up to and including 3/4 cu. yd.).

Class 4. Hoists, Inside Elevators, Push Button with Automatic Doors; Oilers; Brick Forklift.

OPERATING ENGINEERS - HEAVY AND HIGHWAY CONSTRUCTION-LEE COUNTY

Class 1. Craft Foreman; Asphalt Plant, Asphalt Heater and Planer Combination; Asphalt Spreader; autograder, Belt Loader; Caisson Rigs; Car Dumper; Central Redi-Mix Plant; Combination Backhoe Front Endloader Machine, (1 cu. yd. Backhoe Bucket or over or with attachments); Concrete Breaker (Truck Mounted); Concrete Conveyor; Concrete Paver over 27E cu. ft.; Concrete Placer; Concrete Tube Float; Cranes, all attachments; Cranes, Hammerhead, Linden, Peco & Machines a like nature; Crete Crane; Crusher, Stone, etc.; Derricks, All; Derrick Boats; Derricks, Traveling; Dredges; Field Mechanic-Welder; Formless Curb and Gutter Machine; Graddall and Machines of a like nature; Grader, Elevating; Grader, Motor Grader, Motor Patrol, Auto Patrol, Form Grader, Pull Grader, Autograder; Guard Rail Post Driver Mounted; Hoists, One, Two and Three Drum; Hydraulic Backhoes; Locomotive, All; Mucking Machine; Pile Drivers and Skid Rig; Pre-Stress Machine; Pump Cretes Dual Ram (Requires frequent lubrication and water); Rock Drill - Crawler or Skid Rig; Rock Drill - Truck Mounted; Roto Mill Grinder; Slip-Form Paver; Soil Test Drill Rig (Truck Mounted); Straddle Buggies; Hydraulic Telescoping form (Tunnel); Tractor Drawn Belt Loader; Tractor with boom; Tractor-aire with Attachments; Trenching Machine; Truck Mounted Concrete Pump with Boom; Raised or Blind Hole; Drills (Tunnel Shaft); Underground Boring and/or Mining Machines; Wheel Excavator; Widener (APSCO).

Class 2. Batch Plant; Bituminous Mixer; Bobcats (over 3/4 cu. yd.); Boiler and Throttle Valve; Bulldozers; Car Loader Trailing Conveyors; Combination Backhoe Front Endloader Machine (less than 1 cu. yd. Backhoe Bucket or over or with attachments); Compressor and Throttle Valve; Compressor, Common Receiver (3); Concrete Breaker or Hydro Hammer; Concrete Grinding Machine; Concrete Mixer or Paver 75 Series to and including 27 cu. ft.; Concrete Spreader; Concrete Curing Machine, Burlap Machine, Belting Machine and Sealing Machine; Conveyor Muck Cars (Haglund or Similar Type); Finishing Machine - Concrete; Greaser Engineer; Highlift Shovels or Front Endloader; Hoist - Sewer Draining Machine; Hydraulic Boom Trucks (All Attachments); Locomotives, Dinky; Pump Cretes; Squeeze Cretes-screw type Pumps, Gypsum Bulker and Pump; Roller, Asphalt; Rotary Snow Plows; Rototiller, Seaman, etc.; self-propelled; Scoops - Tractor Drawn; Self-Propelled Compactor; Spreader - Chip - Stone, etc.; Scraper; Scraper - Prime Mover in tandem (Regardless of Size) (Add \$1.00 to Class II hourly rate for each hour and for each machine attached thereto, Add \$1.00 to Class II hourly rate for each hour); Tank Car Heater; Tractors, Push, Pulling Sheeps Foot, Disc, Compactor, etc.; Tug Boats.

Class 3. Boilers; Brooms, All Power Propelled; Cement Supply Tender; Compressor, Common Receiver (2); Concrete Mixer (Two Bag and Over); Conveyor, Portable; Form-Type Tractors Used for Mowing, Seeding, etc.; Fireman on Boilers; Forklift Trucks; Grouting Machine; Hoists, Automatic; Hoists, All Elevators; Hoists, Tugger Single Drum; Jeep Diggers; Pipe Jacking Machines; Post-Hole Digger; Power Saw, Concrete Power Driven; Pug Mills; Rollers, other than asphalt; Seed and Law Blower; Steam Generators; Stump Machine; Winch Trucks with "A" Frame; Work Boats; Tamper - Form-Motor Driven.

Class 4. Air Compressor - Small and Large; Asphalt Spreader, Backend Man; Combination - Small Equipment Operator; Generators - Small 50kw and Under; Hoisters - Large over 50kw; Heaters, Mechanical; Hydraulic Power Unit (Pile Driving, Extracting, or Drilling); Light Plants, All (1 through 5); Pumps, over (1 to 3 not to exceed a total of 300 ft.); Pumps, Well Points; Tract-aire; Welding Machines (2 through 5); Winches, 4 Small Electric Drill Winches; Bobcats (1 to 3 not to exceed a total of 300 ft.).

Class 5. Oilers.

Other Classifications of Work:

definitions of classifications not otherwise set out, the Department generally has on file such definitions which are available. If there is no such definition on file, the Bureau of Labor Statistics SIC list will be used. If a task to be performed is not subject to one of the classifications of pay set out, the Department will upon being contacted state which neighboring county has such a classification and provide such rate, such rate being deemed to exist in reference in this document. Further, if no such neighboring county rate applies to the task, the Department shall undertake a special determination, such special determination being then deemed to have existed under this determination.

valuing rates of wages have been determined for the following classifications which may not be listed: barber, hairdresser and cosmetologist; baker; tender; cook (Cook, Sangamon); elevator operator; food service worker (Cook, Sangamon, U of I-C); furniture mover (Cook); Janitor (Cook, Macon); maintenance worker-power plant; millwright; moving picture machine operator; operating engineer-stationary or hazardous waste, sewage disposal and water treatment, floating platform; patrol officer (Cook); piledriver; railroad construction and maintenance worker; security guard; stationary fireman; sound technician; telecommunication service technician; theatrical stage employee; tug boat operator; underwater diver; well drillers. If a project requires these, any classification not listed, please contact IDOL at 217/782/1710 for wage rates or clarifications.

For Board Meeting
of June 27, 1990

Agenda Item I-2

ADMINISTRATIVE CALENDAR

Attached is the 1990-91 Administrative Calendar.

RECOMMENDATION: Board approval of the attached
Administrative Calendar for the
1990-91 year.

1990 - 1991

ADMINISTRATIVE CALENDAR

1990

JULY

- 4 Independence Day - College closed
- 11 Administrative Council
- 16 Annual Reports due in President's Office
- 20 Mail Fall Semester Pathfinder
- 30 Telephone Registration begins

1990

AUGUST

- 1 Deadline for RAMP to be submitted
- 2 Copy deadline-Fall Comm. Service Pathfinder
- 6 Grades due 9 a.m. in Admissions
- 9 Summer grades mailed to students
- 13 Last Four Day Week
- 22 Fall Registration - 9 a.m. to 7 p.m.
- 23 Fall Registration - 9 a.m. to 4:30 p.m.
- 24 Faculty Orientation
- 27 Fall Classes begin

1990

SEPTEMBER

- 3 Labor Day - College closed
- 12 Administrative Council
- 14 Mail Fall Community Service Pathfinder
- 15 Deadline for ICCB Unit Cost to be submitted
- 19 Pow-Wow Day - classes dismissed at noon -
classes after 2:30 p.m. and evening classes
will be held as scheduled
- 21 Spring Schedule to Dean of Instruction
- 26 Deadline for Trustee approval of final budget

1990

OCTOBER

- 1 Community Service Classes begin
- 1 Spring Schedule to Admissions Office
- 5 Deficiency Notices to students (5th week)
- 8 Columbus Day - College closed
- 19 Copy deadline-Spring Semester Pathfinder
- 22 Spring Schedule to Marketing and Public
Relations Office

1990

NOVEMBER

- 5 Distribute Spring Semester Schedule internally
- 5 Early registration for Spring

1990

NOVEMBER

- 6 College Night
- 7 Administrative Council
- 21 College closes at 4:30 p.m. for Thanksgiving
Vacation (no evening classes)
- 30 Mail Spring Semester Pathfinder Copy
- 30 deadline-Spring Comm. Service Pathfinder

1990

DECEMBER

- 10 Telephone Registration begins
- 17 Staff Recommendations from Dean to President
for tenured staff appointments
- 17 Final Exams begin
- 20 Final Exams end
- 21 Final grades due 12 Noon in Admissions Office
- 21 College closes for Christmas Break at 4:30 p.m.
- 22 Fall grades mailed to students

1991

JANUARY

- 2 College Offices open at 8 a.m.
- 9 Spring Registration - 9 a.m. to 7 p.m.
- 10 Spring Registration - 9 a.m. to 4:30 p.m.
- 11 Faculty Orientation
- 11 Official deadline for notice of reappointment
to tenured people from the President
- 14 Spring Semester classes begin
- 21 Martin Luther King Day - College closed
- 23 Administrative Council
- 25 Mail Community Service Pathfinder

1991

FEBRUARY

- 1 Summer Schedule to Dean of Instruction
- 8 Summer Schedule to Admissions Office
- 11 Community Service Classes begin
- 12 Lincoln's Birthday - College closed
- 15 Deadline for official notice of reappointment
of non-tenured personnel by the President
- 15 Fall Semester Schedule to Dean of Instruction

1991

FEBRUARY

- 22 Summer Schedule to Marketing and Public Relations Office
- 22 Deficiency Notices to students (5th week)
- 25 Board action on tenured and non-tenured personnel recommendations
- 25 Fall Semester Schedule to Admissions Office

1991

MARCH

- 15 Fall Semester Schedule to Marketing and Public Relations Office
- 15 Copy deadline-Summer Pathfinder
- 18 Distribute Summer Schedule internally
- 28 Spring Vacation begins at 10 p.m.
- 29 Good Friday - College closed

1991

APRIL

- 8 Distribute Fall Schedule internally
- 8 Early registration for Fall Semester begins
- 8 Early registration for Summer Session begins
- 8 Spring classes resume
- 26 Mail Summer Session Pathfinder

1991

MAY

- 13 Final Exams begin
- 16 Final Exams end
- 16 Graduate grades due 4 p.m. in Admissions Ofc.
- 20 All Grades Due 9 a.m. in Admissions Office
- 20 Four Day Week begins
- 22 Commencement
- 23 Spring Semester grades mailed to students
- 27 Memorial Day - College closed

1991

JUNE

- 3 Administrative self-evaluations to supervisors
- 5 Summer Session Registration - 9 a.m. to 7 p.m.
- 10 Summer Session Classes Begin
- 27 All administrative and classified evaluations to the President

Office of the President

June 27, 1990

For Board Meeting
of June 27, 1990

Agenda Item I-3

BOARD OF TRUSTEES RECOGNITION AWARD

The Sauk Valley Community College Board of Trustees may present an annual Recognition Award for outstanding service to the college. The following guidelines will apply:

1. The award may be presented to an individual, a group, a company, or an institution.

2. The award may or may not be given annually--but only one will be given per year.

3. If given to an individual, that person may or may not have been a current or former student or staff/Board member.

4. The award will consist of a plaque to be given at Commencement along with the name of the recipient(s) to be inscribed on a wall plaque located in the college mall.

5. The recipient(s) will be decided upon by the Board of Trustees at their March meeting; however, suggestions/nominations will be accepted by the College President for consideration by the Board.

RECOMMENDATION: Board approval of the above.

TREASURER'S REPORT

May 31, 1990

EDUCATION FUND

Balance on Hand April 30, 1990 \$ (57,223.23)

Receipts:

Investments	125,000.00	
Taxes	1,007.30	
Charge Back Revenue	6,477.36	
State Apportionment	431,913.50	
State Equalization	85,286.25	
Voc. Tech. Reg. Reimb.	19,094.58	
Federal Work Study	28,440.83	
Fall Tuition	40,000.00	
Graduation Fees	450.00	
Transcript Fees	176.00	
Other Facility Rentals	693.22	
Interest on Investments	2,327.32	
Other Revenue	1,185.30	
Expenditure Credits	6,704.92	
Loan from Working Cash	100,000.00	848,756.58

Total Available \$ 791,533.35

Disbursements:

Expenses for May	403,443.41	
Investments	<u>1,577.32</u>	<u>405,020.73</u>

Balance on Hand May 31, 1990 \$ 386,512.62

OPERATIONS, BUILDING AND MAINTENANCE FUND

Balance on Hand April 30, 1990 \$ 31,960.48

Receipts:

Investments	25,000.00	
Deferred Pers. Prop. Repl.	24,043.75	
Taxes	123.34	
Interest on Investments	3,251.55	
Other Revenue	1,044.25	
Expenditure Credits	<u>2.60</u>	53,465.49

Total Available \$ 85,425.97

Operations, Building and Maintenance Fund, contd.

Disbursements:

Expenses for May	9,887.55	
Investments	<u>1,091.96</u>	10,979.51

Balance on Hand May 31, 1990		<u>\$ 74,446.46</u>
------------------------------	--	---------------------

PROTECTION, HEALTH & SAFETY FUND

Balance on Hand April 30, 1990		\$ 1,572.70
--------------------------------	--	-------------

Receipts:

Taxes	205.16	
Interest on Investments	251.77	
Loan from Working Cash	125,000.00	
		<u>125,456.93</u>

Total Available		\$127,029.63
-----------------	--	--------------

Disbursements:

Expenses for May		111,025.00
------------------	--	------------

Balance on Hand May 31, 1990		\$ 16,004.63
------------------------------	--	--------------

WORKING CASH FUND

Balance on Hand April 30, 1990		\$ 42,934.20
--------------------------------	--	--------------

Receipts:

Investments	94,162.28	
Interest on Investments	17,499.34	
		<u>111,661.62</u>

Total Available		\$154,595.82
-----------------	--	--------------

Disbursements:

Investments		<u>96,745.54</u>
-------------	--	------------------

Balance on Hand May 31, 1990		<u>\$ 57,850.28</u>
------------------------------	--	---------------------

AUDIT FUND

Balance on Hand April 30, 1990		\$ 24,854.76
--------------------------------	--	--------------

Receipts:

Taxes	7.51	
Interest on Investments	<u>107.26</u>	
		<u>114.77</u>

Total Available		\$ 24,969.53
-----------------	--	--------------

Audit Fund, continued.

Disbursements:

-0-

Balance on Hand May 31, 1990

\$ 24,969.53

LIABILITY, PROTECTION & SETTLEMENT

Balance on Hand April 30, 1990

\$ 181,764.37

Receipts:

Taxes 80.85

Interest on Investments 777.93

Expenditure Credits 352.03

1,210.81

Total Available

\$ 182,975.18

Disbursements:

Expenses for May

1,685.89

Balance on Hand May 31, 1990

\$ 181,289.29

BUILDING BOND PROCEEDS FUND

Balance on Hand April 30, 1990

\$ 44,808.88

Receipts:

Investments 192,001.58

Interest on Investments 19,768.31

\$ 211,769.89

Total Available

\$ 256,578.77

Disbursements:

Investments

208,951.57

Balance on Hand May 31, 1990

\$ 47,627.20

FUNDS INVESTED

United States Treasury	S & C	8.42	3-15-91	\$ 230,258.06
Citizens First Bank of Walnut	S & C	8.10	3-1-91	100,000.00
Farmers National Bank	S & C	8.00	5-18-91	100,000.00
Dixon National Bank	S & C	7.55	5-27-91	208,951.57
First National Bank	S & C	8.25	9-25-90	75,000.00
First Bank of Dixon	S & C	8.79	5-6-90	100,000.00
Central National Bank	Working Cash		Variable	1,372,994.25
Dixon National Bank	Working Cash	8.03	12-19-90	328,181.48
First of America	Working Cash	7.01	12-21-90	100,000.00
United States Treasury	Working Cash	8.24	4-11-91	253,935.00
United States Treasury	Working Cash	8.38	5-9-91	96,745.54
Community State Bank	Working Cash	8.10	2-6-91	100,000.00
Dixon National Bank	Working Cash	8.35	7-5-90	190,840.90
Milledgeville State Bank	Building	8.50	10-12-90	100,000.00
Tampico National Bank	Building	8.65	10-12-90	100,000.00
First National Bank of Amboy	Building	9.00	8-15-90	100,000.00
United States Treasury	Education	8.01	8-9-90	120,375.87
Rock Falls National Bank	Educ. & Bldg.		Variable	537,537.95
Smith Trust & Savings	Education	9.00	8-16-90	<u>100,000.00</u>

TOTAL INVESTED

\$4,314,820.62

SAUK VALLEY COMMUNITY COLLEGE

STUDENT LOAN FUND

Period Ending 5/31/90

B A L A N C E S H E E T

ASSETS:

Cash in Bank		\$10,297.38
Notes Receivable		\$11,525.38
		=====

LIABILITIES & NET WORTH:

Fund Equity	\$11,576.85	
Net Loss	<u>(51.47)</u>	\$11,525.38
		=====

P R O F I T A N D L O S S

INCOME:

Interest Income	\$281.53	
Bad Debts Repaid	<u>240.00</u>	\$521.53

EXPENSES:

Bad Debts		573.00
-----------	--	--------

<u>NET LOSS</u>		(\$51.47)
		=====

SAUK VALLEY COMMUNITY COLLEGE
E.O.G. WORKSTUDY FUND
Period Ending May 31, 1990
B A L A N C E S H E E T

Cash on Hand	\$28,440.20	
Workstudy Awards Receivable from Fed. Gov. 1989-90	8,542.39	
Workstudy Awards Capital 1989-90		172,715.00
Workstudy Awards Paid 1989-90	148,887.83	
E.O.G. Awards Receivable from Fed. Gov. 1989-90	0.00	
E.O.G. Awards Capital 1989-90		61,248.00
E.O.G. Awards Paid 1989-90	61,248.00	
PELL Grant Awards Receivable from Fed. Gov. 1989-90	(2,414.59)	
PELL Grant Awards Capital 1989-90		724,840.00
PELL Grant Awards Paid 1989-90	726,584.67	
Transfer Account	(30,000.00)	
Inactive Federal Grants	17,514.50	
	<u>\$958,803.00</u>	<u>\$958,803.00</u>

SAUK VALLEY COMMUNITY COLLEGE BOOKSTORE

Period Ending 5-31-90

B A L A N C E S H E E T

ASSETS:

Cash in Bank	\$131,511.09
Petty Cash	1,000.00
Investments	0.00
Accounts Receivable-Educational Fund	2,039.37
Inventory 6-30-89	127,394.84

	\$261,945.30
	=====

LIABILITIES & NET WORTH:

Accounts Payable-Student Activity Fund	\$3,702.00
Fund Equity	\$411,088.08
Fund Transfer	(200,000.00)
Net Gain	47,155.22

	\$261,945.30
	=====

P R O F I T A N D L O S S

INCOME:

Textbook Sales	\$356,870.45	
Supply Sales	46,570.59	
Miscellaneous Sales	36,630.38	
Paperback Sales	10,335.15	
Used Book Sales	47,669.73	
Sales Tax Collected	28,987.66	
Other Income	354.02	
Investment Income	6,349.05	\$533,767.03

EXPENSES:

Textbooks Purchased	\$304,834.85	
Supplies Purchased	26,310.46	
Miscellaneous Purchased	24,948.43	
Paperbacks Purchased	10,024.05	
Used Books Purchased	33,559.25	
Sales Tax Paid	27,880.53	
Salaries & Wages	42,134.59	
Employee Benefits	941.71	
Transportation Charges	8,147.70	
Supply Expenses	2,687.36	
Equipment	0.00	
Travel	2,312.16	
Telephone	289.07	
Dues & Subscriptions	340.00	
Other Expense	2,118.74	
Over & Under	(23.69)	
Bad Debts	106.60	\$486,611.81

NET GAIN on a cash basis without regard to inventory
or accounts payable

\$47,155.22
=====

SAUK VALLEY COMMUNITY COLLEGE
RESTRICTED PURPOSES FUND
May 31, 1990

Balance on Hand - May 1, 1990	\$68,658.77
Cash over May 16 deposit	0.09
Cash under May 30 deposit	(6.00)
JV 181 - corr. post err ck. #20559 4/90	(0.60)
JV 186 - write off bad check	(129.00)
JV 190 - void ck. 20668 issued 4/90	6.25
JV 185 - void ck. 19177 issued 11/89	1.00
May receipts	468,447.42

TOTAL FUNDS AVAILABLE DURING APRIL	\$536,977.93
Cash Disbursements - May, 1990	357,272.95

Balance on Hand - May 31, 1990	\$179,704.98
	=====

STATEMENT OF INCOME & EXPENSE
STUDENT ACTIVITY FUND

ACTIVITIES

Student Activity Assessments	\$4,420.76
Athletic Income	2,528.00
Drama Income	2,797.51
Student Activity Income	2,613.70
Student Activity Income-Restricted Purp. Source	12,500.00
Student Activity Income - Bookstore Source	25,000.00
Sauk Talk Income	712.15
Cash Over & Under	13.21
Other Student Activity Income	146.65

TOTAL INCOME	\$50,731.98

	BUDGET	EXPENSE	
Athletic Expense	26,285.	21,573.97	
Cheerleader & Pom Pon Squad	2,500.	1,489.37	
Speech Act. & Readers Theatre	5,000.	4,356.84	
Drama Expense	5,500.	6,427.12	
Music Expense	3,750.	2,160.97	
Student Act. Expense	9,000.	10,121.08	
Student Senate Expense	2,000.	1,823.30	
Women's Intercollegiate Exp.	25,965.	24,851.29	
Sauk Talk	7,000.	6,490.61	
Contingencies/Non-Budgeted	0.	0.00	
	-----	-----	
	\$ 87,000.	TOTAL EXPENSE	\$79,294.55

Excess of Expenditures over Revenue as of May 31, 1990	(\$28,562.57)
	=====

STATEMENT OF ASSETS AND LIABILITIES

ASSETS		REVOLVING AGENCY FUND LIABILITIES		AMOUNT
Cash in Bank	\$179,704.98	Due to Educational Fund	\$3,751.17	
		Due to Oper. & Maint. Fund	1,229.75	
Petty Cash	00.00	Due to Bookstore	0.00	
		Due Insurance Fund	0.00	
Accts. Rec.	147,357.85	Due to Student Loan Fund	550.94	
		Resident Student Tuition	288,648.50	
Investments	92,103.22	Resident Tuition Refunds	(53,210.90)	
		Out of District Tuition	389.16	
		Lab Fees	35,429.50	
		Lab Fees Refunds	(1,832.20)	
		Accounts Payable	0.00	
				\$274,955.92

RESTRICTED AGENCY FUND LIABILITIES

Child Care Operations	(\$1,885.17)
Parking	4,570.49
Recreation Room Fund	557.44
Student Locker Fund	757.21
Building Fairness Grant	1,276.14
Community Services	28,228.69
Collegiate Choir	296.04
Spec. Serv. for Disadv. St-Exp	(77,483.56)
Spec. Serv. for Disadv. St-Inc	77,483.56
Sp. Serv. for Disadv. Exp-FY 89	87,953.11
Sp. Serv. for Disadv. Inc-FY 89	(87,953.11)
Sp. Serv. for Disadv. Inc-FY 90	43,444.55
Sp. Serv. for Disadv. Exp-FY 90	(59,767.33)
JTPA/CAED Grant FY 89	(2,351.46)
HITS Grant	0.00
HITS Gt./NW Steel	(603.00)
HITS Gt./Sr. Home Comp.	0.00
HITS Gt./Daubert Chem.	(2.58)
HITS Gt./Drives, Inc.	0.00
HITS Gt./Eyelet Products	0.00
HITS Gt./Pumpkin Patch	0.00
HITS Gt./Borg Warner	0.00
HITS Gt./Amer. Health	0.00
HITS Gt./StaClean	0.00
HITS Gt./Sauk Valley Recycling	(8.00)
Special Population Gt. FY 90	11,812.49
Disadv.-Handicapped Gt. FY 90	2,151.67
Quality Assistance Gt.	(2,215.38)
Econ. Dev. Gt. II FY 90	4,634.01
Econ. Dev. Gt. Inc. FY 90	62,157.00
Econ. Dev. Gt. Exp. FY 90	(43,597.67)
Student Clubs	1,514.87
Adult Learning Book Charges	3,025.45
College Van	3,531.99
VIP/CPP	2,157.69

Student Serv/Special Projects	106,715.26	
SVCC Athletic Booster Club	(428.92)	
DCC/Revenue/FY 90	320,661.56	
DCC/Expense/FY 90	(366,133.13)	
PELL Grants	38.15	
Voc. Educ. Adult Training	21,098.00	
Ill. Interp. Workshop	248.25	
SVCC Foundation	(5.53)	
Sauk Area Arts Council	(55.53)	
Sm. Bus. Dev. Gt./Inc./FY 90	20,727.00	
Sm. Bus. Dev. Gt./Exp./FY 90	(16,619.15)	
VITAL - Secy of State FY 90	1,960.14	
Anna Johnson Estate	270.68	
Nursing Uniforms	0.00	
LPN Supplies	527.11	
Endowment Challenge Fund #1	0.00	
Endowment Challenge Fund #2	0.00	
Miscellaneous Account	6,039.34	
IL Personal Serv. Withholding	0.00	
LRC Gt. Dept. of Educ. FY 90	9,190.00	
DCC/Sales	1,698.28	
Advanced Tech. Grant	47,691.00	
Career Guidance & Counseling	800.00	
TITLE III - Inform. Sys./FY 88	(95,417.10)	
TITLE III - Curr. Dev./FY 88	(60,309.72)	
TITLE III - Fund Raising/FY 88	(15,806.49)	
TITLE III - Proj. Admin./FY 88	(23,831.77)	
TITLE III - Income - FY 88	195,365.08	
Title III - Inform. Sys./FY 89	(62,715.97)	
Title III - Curr. Imp./FY 89	(23,133.60)	
Title III - Fund Raising/FY 89	(31,903.38)	
Title III - Proj. Admin./FY 89	(29,895.30)	
Title III - Income/FY 89	147,648.25	
Title III - Income/FY 90	75,000.00	
Title III - MIS/Exp. FY 90	(70,085.55)	
Title III - Curr. Imp./FY 90	(10,937.57)	
Title III - Proj. Adm./Exp. FY90	(18,899.72)	\$189,184.81


FUND EQUITY

July 1, 1989	(16,412.06)	
Excess of Expenditures over Revenue as of May 31, 1990	(28,562.62)	(\$44,974.68)

TOTAL ASSETS	\$419,166.05	TOTAL LIABILITIES & NET WORTH	\$419,166.05
--------------	--------------	-------------------------------	--------------

SAUK VALLEY COMMUNITY COLLEGE

APPROVED BY



PRESIDENT



SECRETARY

DATE 6/27/90

BILLS PAYABLE

June 27, 1990

EDUCATION FUND

110-418-541.02	VOID CHECK #15186 written May		\$	(400.00)
192-000-544.02	POSTMASTER	Bulk permit	15306	500.00
192-000-539	AAHE ASSESSMENT FORUM	Conf. reg.	15307	275.00
110-818-550	AAHE ASSESSMENT FORUM CONF.	Conf. Reg.	15308	275.00
192-000-539	SUNNY TRAVEL	Travel -239.00		
110-818-550	x x	x x 239.00	15309	478.00
100-000-421	SVCC RESTRICTED PURP. FUND	DCC Tuition	15310	43,231.71
100-000-421.06	SVCC RESTRICTED PURP. FUND	Adv. Tech. transf.	15311	35,768.25
138-000-549	WALRUS MOUNTAIN PRODUCTIONS	Commencement	15312	185.00
110-813-513.02	STERLING YMCA	PED 131	15313	348.96
192-000-544.02	POSTMASTER	Grade mailing	15314	702.50
191-000-550	RAMADA RENAISSANCE HOTEL	Reserv.	15315	761.90
196-000-550	AACJC	Workshop	15316	400.00
176-000-575	CENTEL	Service	15317	2,449.92
191-000-550	RICHARD GROHARING	Travel	15318	241.04
110-418-541.02	ACADEMY OF CRIMINAL JUS. SCI.	replace Ck. #15186	15319	40.00
	SVCC PAYROLL FUND	5/31/90 Payroll	15320	199,532.95
191-000-550	RICHARD GROHARING	Travel	15321	80.64
110-713-550	LEONA GROSSMAN	Travel	15322	104.16
192-000-544.02	POSTMASTER	Bulk permit	15323	500.00
110-714-550	STANLEY SHIPPETT	Travel	15324	226.93
	SVCC PAYROLL FUND	6-15-90 Payroll	15325	126,181.83
176-000-575	CENTEL	Service	15326	2,832.18
192-000-544.02	POSTMASTER	Bulk permit	15327	500.00
192-000-544.02	POSTMASTER	Bulk permit	15328	500.00
191-000-550	B.J. WOLF	Travel	15329	83.20
192-000-585	BELL ATLANTIC LEASING	Equipment	15330	100.00

415,899.17

0.000.545.00	AACJC PUBLICATIONS SALES	BOOKS	15,331	271.35
0.000.541.01	ACT PROGRAM INC	SUPPLIES	15,332	40.00
0.011.541.01	A S C D	SUPPLIES	15,333	59.00
0.000.541.01	ACCESS MEDIA SUPPLY	SUPPLIES	15,334	299.06
1.000.541.01	ADMISSIONS MARKETING REPORT	SUPPLIES	15,335	35.00
0.010.541.01	THE AMBOY NEWS	PUB RELA	15,336	25.20
0.000.541.01	AMERICAN DATA PRODUCTS	SUPPLIES	15,337	213.61
0.300.541.02	ARATEX SERVICES	SUPPLIES 15.20		
0.715.534.00	x x	973.05	15,338	908.25
0.000.542.00	ARTMASTER	SUPPLIES	15,339	41.50
0.512.541.02	AUGSBURG FORTRESS PUBL	SUPPLIES	15,340	36.00
0.000.550.00	JO ANN BABEL	TRAVEL	15,341	18.54
0.000.545.00	BAKER & TAYLOR	BOOKS	15,342	610.84
0.000.545.00	BAKER & TAYLOR	BOOKS	15,343	372.37

0,000,554.00	DOUG BANNON	RECRUITMENT	15,344	66.96
0,000,575.00	WM C BARBER & ASSOC	SERVICE	15,345	500.00
0,010,550.00	NORMA L BARNES	TRAVEL	15,346	40.80
0,300,541.02	BENNETT COMPANIES INC	SUPPLIES	15,347	8.40
0,000,545.00	BERGWALL	BOOKS	15,348	369.00
0,000,550.00	CHERYL BERTOLOZZI	TRAVEL	15,349	50.88
0,012,550.00	BESTWESTERN BRANDYWINE	MEETINGS 129.89		
0,010,550.00	X X	69.88	15,350	199.77
0,000,544.01	DICK BLICK	SUPPLIES	15,351	31.62
0,410,550.00	BRANDYWINE RESTAURANT	MEETINGS 65.70		
0,012,550.00	X X	83.04		
0,000,550.00	X X	13.70	15,352	162.44
0,000,542.00	BUTLER PAPER CO	SUPPLIES	15,353	709.10
0,300,541.02	C & N SUPPLY	SUPPLIES	15,354	13.80
0,010,547.00	CARROLL COUNTY REVIEW	PUB RELA	15,355	109.00
0,000,541.01	CHANGING TIMES	SUBSCR	15,356	18.00
0,010,541.02	CLAYTONS FLORAL SHOP	SUPPLIES	15,357	31.50
0,000,550.00	WALTER CLEVENGER	TRAVEL	15,358	61.12
0,000,529.00	DAVID CLYDESDALE	REIMB 3 HRS	15,359	282.27
0,300,550.00	JEAN COGDALL	TRAVEL	15,360	88.28
0,000,541.01	COLLEGE BOARD PUBLICATIONS	SUPPLIES	15,361	10.85
0,000,593.00	COLLEGE OF DUPAGE	CHARGEBACK	15,362	985.27
117,541.02	CONSOLIDATED MANAGEMENT CO	SUPPLIES 2509.84		
0,010,550.00	X X	49.90		
0,000,550.00	X X	MEETINGS 60.00		
0,000,549.00	X X	COMMENCEMENT 386.00		
0,000,556.00	X X	65.00		
0,000,550.00	X X	202.00	15,363	3,272.74
0,100,541.02	CRISP PUBLICATIONS INC	SUPPLIES	15,364	19.52
0,010,547.00	THE DAILY GAZETTE	PUB RELA 282.59		
0,000,547.00	X X	61.75	15,365	344.34
0,010,547.00	DAY TIMERS INC	PUB RELA	15,366	34.48
0,000,541.03	DEPT OF CONSERVATION	SUPPLIES	15,367	22.00
0,300,541.02	DIGI KEY CORP	SUPPLIES	15,368	3.45
0,500,550.00	ROSS DILL	TRAVEL	15,369	152.88
0,010,547.00	DIXON CHAMBER OF COMMERCE	PUB RELA	15,370	105.00
0,000,534.00	DIXON PUBLIC LIBRARY	TELECOMM	15,371	280.59
0,712,541.02	R KDIXON CO	SUPPLIES	15,372	183.27
0,010,547.00	THE DIXON TELEGRAPH	PATHFINDER, SCHEDULES		
		5013.77		
0,000,544.02	X X	POSTAGE 2474.29		
0,000,547.00	X X	41.20	15,373	7,529.26
0,300,541.02	DOOLCO INC	SUPPLIES	15,374	35.00
0,512,541.02	DOVER PUBLICATIONS	SUPPLIES	15,375	24.56
0,000,534.00	ELECTRONIC COMMUNICATIONS	REPAIRS	15,376	82.52
0,010,547.00	THE ECHO	PUB RELA	15,377	27.00
0,000,541.01	EDUCATIONAL TESTING SERVICE	SUPPLIES	15,378	20.00
0,000,534.02	ENTRE COMPUTER CENTER	REPAIRS	15,379	412.00
0,400,541.02	FILM AND VIDEO LIBRARY	SUPPLIES	15,380	89.26
0,200,541.02	FLORALCREST	SUPPLIES	15,381	99.90
0,300,550.00	JERRY FRANA	TRAVEL 22.70		
0,000,529.00	X X	TUITION REIMB 30.00	15,382	52.70

0,000,541.01	FRY'S ENGRAVING	NAME TAGS	15,383	7.50
0,000,545.00	GALE RESEARCH INC	BOOKS	15,384	184.14
0,000,541.03	GAYLORD BROS	SUPPLIES	15,385	18.94
0,512,534.00	VINCENT GILBERT	PIANO TUNING	15,386	100.00
0,711,541.02	GINDERS MEDICAL SUPPLY CO	SUPPLIES	15,387	380.85
0,810,547.00	GRAPHIC ELECTRONICS	PUBLIC INFO	15,388	80.94
0,000,545.00	GREENHAVEN PRESS INC	BOOKS	15,389	1,151.91
0,812,550.00	ZOLLIE HALL	TRAVEL	15,390	84.90
0,300,550.00	RONALD HAPPAH	TRAVEL	15,391	12.00
0,810,547.00	HASKELLS	PUB RELA 31.60		
0,811,541.01	X X	SUPPLIES 31.80		
0,813,541.02	X X	96.27		
1,000,541.01	X X	6.20		
0,000,549.00	X X	25.79		
2,000,541.01	X X	238.55	15,392	430.21
0,000,541.03	THE HECKMAN BINDERY	SUPPLIES	15,393	167.65
2,000,529.00	DEBI HILL	REIMB 3 HRS	15,394	282.27
2,000,539.00	JOAN HIPPLE	STAFF DEVEL	15,395	7.00
0,000,575.00	HUGHES BUSINESS TELEPHONES	SERVICE	15,396	697.65
2,000,529.00	MICHAEL HUSTAD	REIMB 3 HRS	15,397	282.27
0,711,541.02	I B M CORPORATION	SUPPLIES 109.00		
0,712,541.02	X X	109.00		
0,713,541.02	X X	109.00		
0,714,541.02	X X	109.00		
0,000,541.01	X X	684.00		
2,000,565.00	X X	2588.00		
0,000,534.01	X X	456.00		
0,000,541.01	X X	1030.10	15,398	5,194.10
1,000,550.00	I C C T A	MEETING 20.00		
1,000,550.00	X X	65.00	15,399	85.00
0,000,544.01	I C S WAREHOUSE	SUPPLIES	15,400	86.28
1,000,556.00	ILLINI TROPHY	PLAQUES	15,401	95.45
1,000,541.01	IMPACT PUBLICATIONS	SUPPLIES	15,402	15.95
0,300,541.02	INDUSTRIAL ENGINEERING EQUIP	SUPPLIES	15,403	842.81
0,000,541.03	THE INSTITUTE FOR RESEARCH	SUPPLIES	15,404	32.95
0,600,541.02	INTELITool INC	SUPPLIES	15,405	890.00
0,000,534.00	JORM MICROLAB INC	SERVICE 311.54		
0,000,541.03	X X	191.86	15,406	503.40
0,300,534.00	JOHNSTONE SUPPLY	REPAIRS	15,407	123.85
0,000,549.00	JOSTENS	DIPLOMAS	15,408	837.82
0,810,547.00	K R O S RADIO	PUB RELA	15,409	200.00
0,814,541.02	KENT STATE UNIV	SUPPLIES	15,410	45.01
0,000,544.01	KLAUS RADIO INC	SUPPLIES	15,411	763.58
0,812,550.00	KLOCKES	MEETINGS	15,412	48.29
2,000,529.00	MICHAEL KRETZ		15,413	282.27
0,512,550.00	SUSAN GREEN LEMBKE		15,414	68.16
0,800,541.02	LIFETREE SOFTWARE INC	SUPPLIES	15,415	55.45
0,100,541.02	LONDON HOUSE INC	SUPPLIES	15,416	105.00
0,000,534.00	LUREN & RONS TV	REPAIRS	15,417	35.00
0,000,549.00	CAROL LOVEKIN	GEO GRAD.	15,418	10.83
0,512,541.02	LUCKS MUSIC LIBRARY	SUPPLIES	15,419	43.68

0.012550.00	MCCASLINS BAKERY	MEETINGS	15,420	12.48
0.000,550.00	JOSEPH P MCDONALD	TRAVEL	15,421	80.64
0.300,541.02	MACMILLAN GLENCOE MCGRAW HILL	SUPPLIES	15,422	36.68
0.117,550.00	SUSAN MALUND	TRAVEL	15,423	17.50
0.000,545.00	MEDCOM INC	BOOKS	15,424	2,205.55
0.000,539.00	MICHELLE MENDOZA	STAFF DEVEL	15,425	7.00
0.000,549.00	E R MOORE CO	CAPS & GOWNS	15,426	82.25
0.000,534.00	MUELLER A V	REPAIRS 369.48		
0.000,544.01	X X	SUPPLIES 65.20	15,427	434.68
0.800,542.00	MULTIGRAPHICS	SUPPLIES	15,428	131.10
0.000,546.00	N A E I R	SUPPLIES	15,429	39.50
0.000,541.01	NCHEMS PUBLICATIONS	SUPPLIES	15,430	15.25
0.000,534.01	NATIONAL COMPUTER SYSTEMS	MAINT CONTR	15,431	456.00
0.813,541.02	NATIONAL COUNCIL ON COMM SERV	SUPPLIES	15,432	35.00
0.815,541.02	NEW READERS PRESS		15,433	30.60
0.000,545.00	NEW WORLD RECORDS	SUPPLIES	15,434	26.80
0.000,534.00	NORTHERN ILL LIBRARY SYS	BOOKS	15,435	773.74
0.300,550.00	CHARLES OSTER	MAINT AGRT	15,436	54.48
0.810,547.00	OGLE COUNTY NEWSPAPERS	TRAVEL	15,437	19.50
0.000,541.01	ORCHARD HOUSE INC	PUB RELA	15,438	10.00
0.000,545.00	PUBLIC BROADCASTING SERV	SUPPLIES	15,439	379.40
0.000,549.00	PAMIDA	BOOKS	15,440	101.18
0.300,550.00	CHARLES PATERSON	GED GRADUATION	15,441	57.12
0.810,547.00	PORTERS CAMERA STORE	TRAVEL	15,442	89.17
0.800,541.02	PROGRAMMERS CONNECTION	PUBLIC RELA	15,443	149.00
0.100,541.01	PUBLISHING HORIZONS INC	SUPPLIES	15,444	30.95
0.811,541.01	REFERENCE SOFTWARE	SUPPLIES 73.25		
0.813,541.02	X X	73.25	15,445	146.50
0.410,541.02	ROCKFORD REGISTER STAR	SUPPLIES	15,446	312.90
0.810,547.00	ROCK RIVER PRINTERS	PUB RELA 1218.12		
0.000,549.00	X X	COMMENCEMENT 1890.00		
0.000,541.01	X X	60.00	15,447	3,168.12
0.810,547.00	ROCK RIVER VALLEY JOURNAL	PUB RELA	15,448	137.00
0.712,541.02	SAM RUMA PLASTICS	SUPPLIES	15,449	4.00
0.100,541.02	SVCC BOOKSTORE	190.91		
0.300,541.02	X X	91.14		
0.310,541.02	X X	130.49		
0.400,541.02	X X	22.92		
0.410,541.02	X X	7.04		
0.500,541.02	X X	87.00		
0.511,541.02	X X	34.97		
0.512,541.02	X X	34.92		
0.600,541.02	X X	(5.80)		
0.711,541.02	X X	4.21		
0.712,541.02	X X	4.20		
0.714,541.02	X X	38.17		
0.715,541.02	X X	1.12		
0.716,541.02	X X	46.71		
0.815,541.02	X X	21.83		
0.000,541.02	X X	118.29		
0.000,541.01	X X	15.49		
0.000,541.01	X X	1.99		
0.000,541.01	X X	2.80	15,450	848.40

300,541.02	SVCC RESTRICTED PURP FUND	SUPPLIES 2.58		
300,550.00	X X	USE OF VAN 55.00		
316,550.00	X X	CREDIT (4.00)		
000,544.02	X X	128.80	15,451	182.38
816,541.01	SBM EQUIPMENT CENTER	SUPPLIES 156.00		
000,541.03	X X	20.76		
000,541.01	X X	340.00	15,452	516.76
000,549.00	JOHN SACK	GED GRAD.	15,453	49.00
000,550.00	JOHN SAGMOE	TRAVEL	15,454	27.16
000,545.00	SALEM PRESS INC	BOOKS	15,455	355.00
000,550.00	SCENIC STAGE LINE	TRAVEL	15,456	170.00
000,541.01	SCHOLASTIC TESTING SERVICE	SUPPLIES	15,457	18.00
600,541.02	SCIENTIFIC PRODUCTS	SUPPLIES	15,458	952.01
000,539.00	JILL SEGUIN	STAFF DEVEL	15,459	7.00
000,541.01	SHAWVER PRESS	SUPPLIES	15,460	121.74
000,550.00	SHELL OIL CO	PRES. TRAVEL	15,461	75.46
714,550.00	STANLEY SHIPPET	TRAVEL	15,462	157.92
000,534.01	SORBUS	MAINT	15,463	5,934.68
000,544.01	STERLING CAMERA & VIDEO	SUPPLIES 282.86		
810,547.00	X X	148.33	15,464	431.19
300,541.02	P R STREICH & SONS	SUPPLIES	15,465	315.89
000,545.00	SUPT OF DOCUMENTS	BOOKS	15,466	192.75
000,550.00	ROBERT THOMAS	TRAVEL	15,467	413.97
000,541.01	UARGO INC	SUPPLIES 122.16		
000,541.01	X X	91.18	15,468	213.34
000,541.03	UNIVERSITY MICROFILMS INTL	SUPPLIES	15,469	51.61
400,541.02	UNIVERSITY OF ILLINOIS	SUPPLIES	15,470	14.50
300,541.02	UNIV OF WISC EXTENSION	SUPPLIES 40.99		
400,541.02	X X	57.80	15,471	98.79
100,534.00	UNIQUE COMPUTER	SERVICE 40.00		
815,541.02	X X	SUPPLIES 25.00	15,472	65.00
814,541.02	UNIV OF MINNESOTA	SUPPLIES	15,473	28.25
000,550.00	MARILYN VINSON	TRAVEL 40.80		
000,539.00	X X	STAFF DEVEL 7.00	15,474	47.80
000,541.01	VISIBLE COMPUTER SUPPLY	SUPPLIES	15,475	123.40
810,547.00	W C C I	PUB RELA	15,476	270.00
810,547.00	W G L C	PUB RELA	15,477	110.00
810,547.00	W I X N	PUB RELA	15,478	525.00
810,547.00	W L L T	PUB RELA	15,479	262.50
810,547.00	W S D R	PUB RELA	15,480	500.00
810,547.00	W S S Q	PUB RELA	15,481	498.75
810,547.00	W N S PUBLICATIONS	PUB RELA	15,482	20.40
000,541.01	WALLACE COMPUTER SERVICES	SUPPLIES	15,483	74.46
810,547.00	THE WALNUT LEADER	PUB RELA	15,484	11.22
000,535.00	WARD MURRAY PACE & JOHNSON	SERVICES	15,485	2,462.00
000,550.00	WILLIAM WEATHERS	TRAVEL	15,486	21.82
000,545.00	WEST PUBLISHING CO	BOOKS	15,487	33.25
000,529.00	PEGGY WHITE	REIMB 3 HRS	15,488	210.00
713,550.00	MARY WILLETT	TRAVEL	15,489	77.28
500,550.00	JUDY WILLIAMSON	TRAVEL	15,490	127.88
000,541.01	XEROX CORPORATION	SUPPLIES	15,491	697.07

0,810,547.00	AAA PHOTOGRAPHIC	PUB RELA	15,492	131.92
0,300,541.02	CIRCUIT CELLAR	SUPPLIES	15,493	122.00
	SVCC IMPREST FUND	MISC EXPENSES	15,494	999.98

61,609.90

Cks. #15306 - 15330 and void #15186 415,899.17

TOTAL EDUCATION FUND FOR JUNE \$477,509.15

PROTECTION, HEALTH & SAFETY

390-000-584	BENNETT & BROSSEAU ROOFING	Repairs	116	\$ 49,748.00
-------------	----------------------------	---------	-----	--------------

TOTAL PROTECTION, HEALTH & SAFETY FOR JUNE				\$ 49,748.00
--------------------------------------------	--	--	--	--------------

OPERATIONS, BUILDING AND MAINTENANCE

270-000-534.01	TREAS., STATE OF ILLINOIS	Air Pollution Site Fee	2589	\$ 100.00
200-000-499	LEE COUNTY COLLECTOR	Property Taxes	2590	1,750.82
271-000-571	AMGAS, INC.	Service	2591	2,413.04
270-000-541.04	FARM AND FLEET	Supplies	2592	700.00
				<hr/>
				\$ 4,963.86

2,000,541.04	ACE HARDWARE	SUPPLIES	2,593	53.20
2,000,541.04	AIRTITE	SUPPLIES	2,594	52.00
2,000,541.04	BAKER & HAUSER CO	SUPPLIES	2,595	259.23
2,000,534.01	BONNELL INDUSTRIES	REPAIRS	2,596	51.01
2,000,541.04	CAR SKADEN BRAKE SERVICE	SUPPLIES	2,597	9.98
2,000,573.00	COMMONWEALTH EDISON	SERVICE	2,598	24.28
2,000,573.00	COMMONWEALTH EDISON	SERVICE	2,599	31,925.13
2,000,541.04	DIXON EQUIPMENT CO	SUPPLIES	2,600	13.74
2,000,541.04	DIXON GARAGE SUPPLY	SUPPLIES	2,601	3.55
2,000,534.01	ECOLAB PEST ELIMINATION	SERVICE	2,602	60.00
2,000,541.04	ENGLEWOOD	SUPPLIES	2,603	2,479.72
2,000,534.01	FYR FYTER INC	SERVICE	2,604	1,248.00
2,000,541.04	GRUMMERTS TRUE VALUE	SUPPLIES	2,605	122.48
2,000,550.00	GLADYS GUNTLE	TRAVEL	2,606	12.96
2,000,541.04	LEE F S INC	SUPPLIES	2,607	241.96
2,000,534.01	JOHN A LOOS SONS	SERVICE	2,608	55.10
2,000,541.04	MCCORMICKS GARDEN CENTER	SUPPLIES	2,609	30.90
2,000,534.01	DAVID MAYES	SEWAGE TESTING	2,610	200.00
2,000,534.01	MONTGOMERY ELEVATOR CO	SERVICE	2,611	484.06
2,000,541.04	MORGAN SERVICES	SUPPLIES	2,612	149.61
2,000,550.00	FELIX NAPOLITANO	TRAVEL	2,613	7.00
2,000,541.04	P & W SUPPLY CO	SUPPLIES	2,614	6.20
2,000,541.04	PETERSON OFFICE SERVICE	SUPPLIES	2,615	83.89
2,000,534.01	PITNEY BOWES	MAINT	2,616	796.41
2,000,534.01	ROCK VALLEY DISPOSAL	SERVICE	2,617	157.00
2,000,541.04	SVCC BOOKSTORE	SUPPLIES	2,618	2.48
2,000,541.04	SVCC EDUCATION FUND	SUPPLIES	2,619	98.47
2,000,541.04	SBM EQUIPMENT CENTER	SUPPLIES	2,620	114.00
2,000,541.04	SHERWIN WILLIAMS	SUPPLIES	2,621	202.72

0,000,534.01	SPECIALTY FLOORS	REPAIRS	2,622	800.00
0,000,541.04	WALDSCHMIDT REPAIR	SUPPLIES	2,623	21.15
0,000,550.00	NORMAN WELCH	TRAVEL	2,624	17.00
0,000,541.04	WISCONSIN TURF EQUIP	SUPPLIES	2,625	22.99
0,000,541.04	WOLOHAN LUMBER	SUPPLIES	2,626	785.15
	SVCC IMPREST FUND	MISC EXPENSES	2,627	<u>39.99</u>

40,651.36

Cks. #2589 - 2592

4,963.86

TOTAL OPERATIONS, BUILDING & MAINTENANCE FOR JUNE

\$45,615.22

WORKING CASH FUND

SVCC PROTECTION, HEALTH & SAFETY FUND	Inter-fund loan	26	<u>\$25,000.00</u>
---------------------------------------	-----------------	----	--------------------

TOTAL WORKING CASH FUND FOR JUNE			\$25,000.00
----------------------------------	--	--	-------------

LIABILITY, PROTECTION & SETTLEMENT FUND

292-000-527	DIXON NATIONAL BANK	Medicare 5/31	244	\$ 1,249.61
292-000-527	DIXON NATIONAL BANK	Medicare 6/15	245	<u>677.52</u>

TOTAL LIABILITY, PROTECTION & SETTLEMENT FOR JUNE				\$1,927.13
---------------------------------------------------	--	--	--	------------

IMPREST FUND

138-000-549	LEA WHITE	Pianist - Pinning	8909	\$ 25.00
110-117-534	BARBARA FERRY	Honorarium	8910	50.00
110-117-534	THERESA GEHRKE	Honorarium	8911	50.00
110-117-534	JOAN TILSON	Honorarium	8912	75.00
110-813-550	MCC - Rebeca Strong	Reg. fee	8913	32.00
181-000-550	RICHARD BEHRENDT	Travel	8914	49.57
110-812-550	LENA MERLO	Meeting supplies	8915	20.02
192-000-544.02	UNITED PARCEL SERVICE	Service	8916	33.82
138-000-549	THE REALISTICS	Singing - Pinning	8917	50.00
192-000-544.02	UNITED PARCEL SERVICE	Service	8918	36.73
110-400-541.02	UNIVERSITY OF ILLINOIS	Supplies - 31.50		
110-500-541.02	x x x	x x 29.00	8919	60.50
192-000-544.02	UNITED PARCEL SERVICE	Service	8920	45.16
110-813-550	RICHARD HOLTAM	Meeting supplies	8921	5.45
138-000-549	AARON HENSON	Commencement usher	8922	26.60
138-000-549	ANGIE FOSSLER	" "	8923	15.20
138-000-549	TAMI ALEXANDER	" "	8924	15.20
138-000-549	LAWRENCE WEIPPERT	" "	8925	15.20
182-000-550	CATHY SEAGREN	Meeting supplies	8926	27.97
192-000-544.02	UNITED PARCEL SERVICE	Service	8927	54.93
110-812-550	MARY WELLER	Student lunches	8928	27.37
110-814-550	FOREST INN	ADN luncheon	8929	52.50
192-000-539	CAROL LINTON	Staff development	8930	41.08
192-000-544.02	UNITED PARCEL SERVICE	Service	8931	11.18
110-813-534	JOHN SCHERRER	Comm. Serv. Clerical	8932	40.00
110-512-541.02	MAX A GUINNUP	Supplies	8933	35.00
110-813-550	JILL SEGUIN	Meeting supplies	8934	5.58
181-000-559	STERLING ROTARY CLUB	BAR-B-Q tickets - Pres.	8935	18.75
131-000-550	CAREER AND COLLEGE DAY COMMITTEE	Reservations	8936	7.50
270-000-541.04	FARM AND FLEET	Supplies	8937	39.99
110-813-550	JILL SEGUIN	Meeting supplies	8938	5.19
110-811-550	PERE MARQUETTE LODGE	Reservations	8939	55.50
182-000-550	CATHY SEAGREN	Meeting supplies	8940	11.98

1,039.97


EDUCATION FUND - 999.98

BUILDING FUND 39.99


Balance in fund - 1984.03
Disbursements - 1039.97
Total in fund - 3024.00

SAUK VALLEY COMMUNITY COLLEGE

APPROVED BY



PRESIDENT



SECRETARY

DATE 6/27/20

OFFICE OF BUSINESS SERVICES
SAUK VALLEY COMMUNITY COLLEGE

BUDGET SUMMARY REPORT

6/30/90
12 months - 100.0%

		R E V E N U E			E X P E N D I T U R E S			
	BEGINNING FY 89 BALANCE (DEFICIT)		BUDGET	TO DATE	%	BUDGET	TO DATE	%

GENERAL FUNDS								

Education Fund	\$662,296	\$5,536,860	\$4,445,206	80.3%	\$5,562,923	\$4,833,248	86.9%	
Operations, Building & Maintenance Fund	504,187	450,750	371,237	82.4%	495,650	409,660	82.7%	

TOTAL OPERATING FUND	\$1,166,483	\$5,987,610	\$4,816,443	80.4%	\$6,058,573	\$5,242,908	86.5%	
SPECIAL REVENUE FUNDS								

Liability, Protection & Settlement Fund (Insurance)	\$174,071	\$216,598	\$114,032	52.6%	\$170,000	\$108,740	64.0%	
Audit Fund	\$33,116	\$20,300	\$10,709	52.8%	\$20,300	\$18,855	92.9%	
Protection, Health & Safety Fund	(\$3,450)	\$322,751	\$159,366	49.4%	\$322,751	\$314,660	97.5%	
PROPRIETARY FUNDS								

Bookstore Fund	\$411,088	\$449,100	\$533,767	118.9%	\$417,500	\$486,612	116.6%	
OTHERS								
Working Cash Fund	\$2,563,678	\$1,000	\$201,870		\$0	\$0		
Building Bond Proceeds Fund (Site and Construction)	\$797,605	\$50,002	\$71,701		\$280,000	\$7,469		

EXPENDITURES	BUDGET	PREVIOUS EXPENDITURES	THIS MONTH	TOTAL EXPENDITURES	%
	-----	-----	-----	-----	
110-000-000 INSTRUCTION					
110-100-000 BUSINESS EDUCATION					
110-100-513.01 Salaries - Full Time	\$237,403.00	\$192,467.88	\$16,924.01	\$209,391.89	88.20%
110-100-534 Contractual Services	\$10,500.00	\$4,041.00	\$40.00	\$4,081.00	38.87%
110-100-541.02 General Materials & Supplies	\$11,475.00	\$13,848.87	\$938.16	\$14,787.03	128.86%
110-100-550 Conference & Meeting Expense	\$1,400.00	\$1,078.96	\$0.00	\$1,078.96	77.07%
	-----	-----	-----	-----	-----
	\$260,778.00	\$211,436.71	\$17,902.17	\$229,338.88	87.94%
110-117-000 FOOD SERVICES					
110-117-534 Contractual Services	\$1,000.00	\$750.00	\$175.00	\$925.00	92.50%
110-117-541.02 - General Materials & Supplies	\$500.00	\$3,086.54	\$2,510.09	\$5,596.63	1119.33%
110-117-550 - Conference & Meeting Expense	\$100.00	\$48.34	\$17.50	\$65.84	65.84%
	-----	-----	-----	-----	-----
	\$1,600.00	\$3,884.88	\$2,702.59	\$6,587.47	411.72%
110-200-000 AGRICULTURE					
110-200-541.02 - General Materials & Supplies	\$400.00	\$421.71	\$100.27	\$521.98	130.50%
	-----	-----	-----	-----	-----
	\$400.00	\$421.71	\$100.27	\$521.98	130.50%
110-300-000 INDUSTRIAL EDUCATION					
110-300-513.01 - Salaries - Full Time	\$219,320.00	\$171,843.48	\$16,336.47	\$188,179.95	85.80%
110-300-534 Contractual Services	\$6,400.00	\$1,550.00	\$123.85	\$1,673.85	26.15%
110-300-541.02 General Materials & Supplies	\$15,670.00	\$15,445.72	\$1,983.66	\$17,429.38	111.23%
110-300-550 Conference & Meeting Expense	\$1,400.00	\$1,363.49	\$289.58	\$1,653.07	118.08%
	-----	-----	-----	-----	-----
	\$242,790.00	\$190,202.69	\$18,733.56	\$208,936.25	86.06%
110-310-000 COSMETOLOGY					
110-310-538 - Contractual Services	\$15,000.00	\$3,108.00	\$0.00	\$3,108.00	20.72%
110-310-541.02 - General Materials & Supplies	\$300.00	\$0.00	\$0.00	\$0.00	0.00%
110-310-550 Conference & Meeting Expense	\$0.00	\$0.00	\$0.00	\$0.00	0.00%
	-----	-----	-----	-----	-----
	\$15,300.00	\$3,108.00	\$0.00	\$3,108.00	20.31%
110-316-000 HUMAN SERVICES					
110-316-534 - Contractual Services	\$100.00	\$0.00	\$0.00	\$0.00	0.00%
110-316-541.02 - General Materials & Supplies	\$1,200.00	\$1,139.32	\$130.49	\$1,269.81	105.82%
110-316-550 - Conference & Meeting Expense	\$250.00	\$4.00	(\$4.00)	\$0.00	0.00%
	-----	-----	-----	-----	-----
	\$1,550.00	\$1,143.32	\$126.49	\$1,269.81	81.92%
110-400-000 SOCIAL SCIENCE					
110-400-513.01 Salaries - Full Time	\$132,646.00	\$110,017.20	\$9,164.52	\$119,181.72	89.85%
110-400-541.02 General Materials & Supplies	\$5,070.00	\$4,718.39	\$386.03	\$5,104.42	100.68%
110-400-550 Conference & Meeting Expense	\$1,000.00	\$603.42	\$0.00	\$603.42	60.34%
	-----	-----	-----	-----	-----
	\$138,716.00	\$115,339.01	\$9,550.55	\$124,889.56	90.03%

110-410-000 E.M.T.

110-410-534	Contractual Services	\$2,500.00	\$1,355.00	\$0.00	\$1,355.00	54.20%
110-410-541.02	General Materials & Supplies	\$400.00	\$171.31	\$0.00	\$171.31	42.83%
110-410-550	Conference & Meeting Expense	\$200.00	\$0.00	\$0.00	\$0.00	0.00%
		\$3,100.00	\$1,526.31	\$0.00	\$1,526.31	49.24%

110-418-000 CRIMINAL JUSTICE

110-418-513.01	Salaries - Full Time	\$25,744.00	\$13,541.86	\$1,593.16	\$15,135.02	58.79%
110-418-534	Contractual Services	\$200.00	\$0.00	\$0.00	\$0.00	0.00%
110-418-541.02	General Materials & Supplies	\$1,500.00	\$1,520.28	\$26.69	\$1,546.97	103.13%
110-418-550	Conference & Meeting Expense	\$600.00	\$455.14	\$65.70	\$520.84	86.81%
		\$28,044.00	\$15,517.28	\$1,685.55	\$17,202.83	61.34%

110-500-000 HUMANITIES

110-500-513.01	Salaries-Full Time (Humanities)	\$289,431.00	\$201,695.52	\$16,334.24	\$218,029.76	75.33%
110-500-541.02	General Materials & Supplies (Humanities)	\$3,600.00	\$3,059.28	\$187.51	\$3,246.79	90.19%
110-500-550	Conference & Meeting Expense (Humanities)	\$2,800.00	\$2,165.51	\$280.76	\$2,446.27	87.37%
		\$295,831.00	\$206,920.31	\$16,802.51	\$223,722.82	75.63%

110-511-513.01	Salaries-Full Time (Art)	\$34,077.00	\$32,183.89	\$1,893.11	\$34,077.00	100.00%
110-511-534	Contractual Services (Art)	\$600.00	\$572.50	\$0.00	\$572.50	95.42%
110-511-541.02	General Materials & Supplies (Art)	\$400.00	\$289.47	\$40.34	\$329.81	82.45%
110-511-550	Conference & Meeting Expense (Art)	\$200.00	\$0.00	\$0.00	\$0.00	
		\$35,277.00	\$33,045.86	\$1,933.45	\$34,979.31	99.16%

110-512-513.01	Salaries-Full Time (Music)	\$66,492.00	\$47,098.50	\$5,541.00	\$52,639.50	79.17%
110-512-534	Contractual Services (Music)	\$1,800.00	\$580.00	\$100.00	\$680.00	37.78%
110-512-541.02	General Materials & Supplies(Music)	\$4,450.00	\$3,151.78	\$187.40	\$3,339.18	75.04%
110-512-550	Conference & Meeting Expense(Music)	\$600.00	\$220.87	\$160.44	\$381.31	63.55%
		\$73,342.00	\$51,051.15	\$5,988.84	\$57,039.99	77.77%

110-600-000 MATH SCIENCE

110-600-513.01	Salaries - Full Time	\$216,854.00	\$184,746.65	\$14,407.35	\$199,154.00	91.84%
110-600-534	Contractual Services	\$900.00	\$90.50	\$0.00	\$90.50	10.06%
110-600-541.02	General Materials & Supplies	\$11,650.00	\$8,870.85	\$2,149.77	\$11,020.62	94.60%
110-600-550	Conference & Meeting Expense	\$1,400.00	\$1,271.50	\$0.00	\$1,271.50	90.82%
		\$230,804.00	\$194,979.50	\$16,557.12	\$211,536.62	91.65%

110-711-000 MED. LAB. TECHNOLOGY

110-711-513.01	Salaries - Full Time	\$63,784.00	\$50,253.49	\$5,140.34	\$55,393.83	86.85%
110-711-534	Contractual Services	\$9,210.00	\$5,873.07	\$0.00	\$5,873.07	63.77%
110-711-541.02	General Materials & Supplies	\$11,055.00	\$9,476.21	\$552.05	\$10,028.26	90.71%
110-711-550	Conference & Meeting Expense	\$1,040.00	\$697.47	\$0.00	\$697.47	67.06%
		\$85,089.00	\$66,300.24	\$5,692.39	\$71,992.63	84.61%

110-712-000 A.D. NURSING

110-712-513.01	Salaries - Full Time	\$83,604.00	\$59,219.67	\$6,967.02	\$66,186.69	79.17%
110-712-516	Salaries - Office Staff	\$16,186.00	\$14,162.82	\$1,348.84	\$15,511.66	95.83%
110-712-534	Contractual Services	\$300.00	\$211.67	\$0.00	\$211.67	70.56%
110-712-541.02	General Materials & Supplies	\$4,837.00	\$3,257.18	\$400.65	\$3,657.83	75.62%
110-712-550	Conference & Meeting Expense	\$1,450.00	\$1,102.18	\$0.00	\$1,102.18	76.01%

		\$106,377.00	\$77,953.52	\$8,716.51	\$86,670.03	81.47%
--	--	--------------	-------------	------------	-------------	--------

110-713-000 L.P. NURSING

110-713-513.01	Salaries - Full Time	\$53,612.00	\$37,975.28	\$4,467.68	\$42,442.96	79.17%
110-713-534	Contractual Services	\$250.00	\$0.00	\$0.00	\$0.00	0.00%
110-713-541.02	General Materials & Supplies	\$2,230.00	\$1,827.62	\$135.27	\$1,962.89	88.02%
110-713-550	Conference & Meeting Expense	\$600.00	\$546.11	\$181.44	\$727.55	121.26%

		\$56,692.00	\$40,349.01	\$4,784.39	\$45,133.40	79.61%
--	--	-------------	-------------	------------	-------------	--------

110-714-000 RADIOLOGIC TECHNOLOGY

110-714-513.01	Salaries - Full Time	\$57,060.00	\$46,209.50	\$4,755.00	\$50,964.50	89.32%
110-714-534	Contractual Services	\$3,220.00	\$3,286.65	\$0.00	\$3,286.65	102.07%
110-714-541.02	General Materials & Supplies	\$3,395.00	\$2,317.93	\$280.95	\$2,598.88	76.55%
110-714-550	Conference & Meeting Expense	\$4,700.00	\$3,300.46	\$384.85	\$3,685.31	78.41%

		\$68,375.00	\$55,114.54	\$5,420.80	\$60,535.34	88.53%
--	--	-------------	-------------	------------	-------------	--------

110-715-000 PHYSICAL EDUCATION

110-715-513.01	Salaries - Full Time	\$57,200.00	\$35,577.85	\$4,129.40	\$39,707.25	69.42%
110-715-534	Contractual Services	\$2,800.00	\$848.30	\$973.05	\$1,821.35	65.05%
110-715-541.02	General Materials & Supplies	\$850.00	\$1,011.79	\$2.17	\$1,013.96	119.29%
110-715-550	Conference & Meeting Expense	\$500.00	\$64.40	\$0.00	\$64.40	12.88%

		\$61,350.00	\$37,502.34	\$5,104.62	\$42,606.96	69.45%
--	--	-------------	-------------	------------	-------------	--------

110-716-000 NURSING ASSISTANT

110-716-534	Contractual Services	\$200.00	\$0.00	\$0.00	\$0.00	0.00%
110-716-541.02	General Materials & Supplies	\$1,050.00	\$742.74	\$96.53	\$839.27	79.93%
110-716-550	Conference & Meeting Expense	\$250.00	\$89.10	\$0.00	\$89.10	35.64%

		\$1,500.00	\$831.84	\$96.53	\$928.37	61.89%
--	--	------------	----------	---------	----------	--------

110-800-000 FACULTY OFFICE & REPRODUCTION ROOM

110-800-516	Salaries - Secretarial	\$51,699.00	\$45,108.41	\$4,308.26	\$49,416.67	95.59%
110-800-518.01	Student Employees - Federal (Faculty Office)	\$13,000.00	\$7,363.15	\$1,014.60	\$8,377.75	64.44%
110-800-518.01-1	Student Employees - Federal (Workroom)	\$5,000.00	\$3,282.18	\$461.70	\$3,743.88	74.88%
110-800-534.01	Contractual Services (Fac. Off)	\$450.00	\$650.00	\$0.00	\$650.00	144.44%
110-800-534	Contractual Services (Workroom)	\$9,210.00	\$9,210.00	\$0.00	\$9,210.00	100.00%
110-800-537	Contractual (UNALLOCATED)	\$1,100.00	\$354.00	\$0.00	\$354.00	32.18%
110-800-542	General Materials & Supplies (Workroom)	\$1,000.00	\$2,721.30	\$182.67	\$2,903.97	290.40%
110-800-541.02	General Materials & Supplies (Faculty Office)	\$1,450.00	\$564.70	\$196.63	\$761.33	52.51%
110-800-541.03	General Materials & Supplies (Institutional Committees)	\$300.00	\$222.29	\$0.00	\$222.29	74.10%

		\$83,209.00	\$69,476.03	\$6,163.86	\$75,639.89	90.90%
--	--	-------------	-------------	------------	-------------	--------

110-810-000 MARKETING & PUBLIC RELATIONS

110-810-511	- Salaries - Administrative	\$32,500.00	\$28,437.57	\$2,708.34	\$31,145.91	95.83%
110-810-516	- Salaries - Secretarial	\$7,000.00	\$4,686.00	\$600.00	\$5,286.00	75.51%
110-810-547	- General Materials & Supplies	\$94,600.00	\$71,424.42	\$9,879.94	\$81,304.36	85.95%
110-810-550	- Conference & Meeting Expense	\$1,300.00	\$2,744.41	\$40.80	\$2,785.21	214.25%
		\$135,400.00	\$107,292.40	\$13,229.08	\$120,521.48	89.01%

110-811-000 ASST DEAN OF ARTS & SOCIAL SCIENCES

110-811-511	- Salaries - Administrative	\$44,531.00	\$38,964.66	\$3,710.92	\$42,675.58	95.83%
110-811-513.02	- Salaries - Instruction (Part-time)	\$49,000.00	\$78,678.78	\$19,237.18	\$97,915.96	199.83%
110-811-513.03	- Salaries - Instruction (Summer)	\$47,250.00	\$45,269.60	\$0.00	\$45,269.60	95.81%
110-811-516	- Salaries - Secretarial	\$16,907.00	\$14,793.66	\$1,408.92	\$16,202.58	95.83%
110-811-518.01	- Student Employees (Federal)	\$12,000.00	\$7,173.04	\$993.70	\$8,166.74	68.06%
110-811-534	- Contractual Services	\$500.00	\$259.04	\$0.00	\$259.04	51.81%
110-811-541.01	- General Materials & Supplies	\$900.00	\$417.94	\$247.46	\$665.40	73.93%
110-811-550	- Conference & Meeting Expense	\$2,500.00	\$1,245.31	(\$36.78)	\$1,208.53	48.34%
		\$173,588.00	\$186,802.03	\$25,561.40	\$212,363.43	122.34%

110-812-000 ASST DEAN OF BUSINESS & TECHNOLOGY

110-812-511	- Salaries - Administrative	\$48,311.00	\$42,272.16	\$4,025.92	\$46,298.08	95.83%
110-812-513.02	- Salaries - Instruction (Part-time)	\$130,000.00	\$104,192.25	\$15,165.56	\$119,357.81	91.81%
110-812-513.03	- Salaries - Instruction (Summer)	\$43,000.00	\$40,056.45	\$0.00	\$40,056.45	93.15%
110-812-516	- Salaries Secretarial	\$18,617.00	\$16,289.91	\$1,551.42	\$17,841.33	95.83%
110-812-518.01	- Student Employees (Federal)	\$15,979.00	\$15,535.80	\$822.00	\$16,357.80	102.37%
110-812-541.01	- General Materials & Supplies	\$1,200.00	\$1,506.92	\$34.74	\$1,541.66	128.47%
110-812-550	- Conference & Meeting Expense	\$3,000.00	\$2,230.21	\$405.99	\$2,636.20	87.87%
		\$260,107.00	\$222,083.70	\$22,005.63	\$244,089.33	93.84%

110-813-000 ASST DEAN OF COMM & EXTENDED SERVICES

110-813-511	- Salaries - Administrative	\$42,971.00	\$37,599.66	\$3,580.92	\$41,180.58	95.83%
110-813-513.02	- Instructional Salaries	\$60,000.00	\$15,879.64	\$1,511.46	\$17,391.10	28.99%
110-813-513.03	- Community Service Coordinators	\$8,000.00	\$3,835.00	\$2,035.00	\$5,870.00	73.38%
110-813-516	- Salaries - Secretarial	\$14,083.00	\$12,078.87	\$1,126.73	\$13,205.60	93.77%
110-813-518.01	- Student Employees (Federal)	\$1,570.00	\$1,163.87	\$283.10	\$1,446.97	92.16%
110-813-534	- Contractual Services	\$2,000.00	\$600.00	\$40.00	\$640.00	32.00%
110-813-541.02	- General Materials & Supplies	\$5,000.00	\$1,316.58	\$308.38	\$1,624.96	32.50%
110-813-550	- Conference & Meeting Expense	\$2,250.00	\$1,048.51	\$48.22	\$1,096.73	48.74%
		\$135,874.00	\$73,522.13	\$8,933.81	\$82,455.94	60.69%

110-814-000 NURSING EDUCATION

110-814-511	- Salaries - Administrative	\$41,186.00	\$36,037.68	\$3,432.16	\$39,469.84	95.83%
110-814-513.02	- Salaries - Instruction (Part-time)	\$45,000.00	\$36,325.12	\$1,383.00	\$37,708.12	83.80%
110-814-513.03	- Salaries - Instructional (Summer)	\$20,000.00	\$12,026.74	\$0.00	\$12,026.74	60.13%
110-814-518.01	- Student Employees (Federal)	\$4,820.00	\$4,126.31	\$250.80	\$4,377.11	90.81%
110-814-534	- Contractual Services	\$200.00	\$0.00	\$0.00	\$0.00	0.00%
110-814-541.01	- General Materials & Supplies	\$1,200.00	\$296.07	\$73.26	\$369.33	30.78%
110-814-550	- Conference & Meeting Expense	\$1,400.00	\$1,593.91	\$52.50	\$1,646.41	117.60%
		\$113,806.00	\$90,405.83	\$5,191.72	\$95,597.55	84.00%

110-815-000 ACADEMIC SKILLS CENTER

110-815-513.01	Salaries - Full Time	\$65,223.00	\$57,655.63	\$5,435.16	\$63,090.79	96.73%
110-815-534	Contractual Services	\$0.00	\$0.00	\$0.00	\$0.00	0.00%
110-815-541.02	General Materials & Supplies	\$7,200.00	\$5,840.20	\$178.25	\$6,018.45	83.59%
110-815-550	Conference & Meeting Expense	\$700.00	\$488.00	\$0.00	\$488.00	69.71%
		\$73,123.00	\$63,983.83	\$5,613.41	\$69,597.24	95.18%

110-816-000 HONORS PROGRAM

110-816-534	Contractual Services	\$100.00	\$0.00	\$0.00	\$0.00	0.00%
110-816-541.02	General Materials & Supplies	\$400.00	\$173.83	\$211.65	\$385.48	96.37%
110-816-550	Conference & Meeting Expense	\$250.00	\$104.75	\$0.00	\$104.75	41.90%
		\$750.00	\$278.58	\$211.65	\$490.23	65.36%

110-818-000 DEAN OF INSTRUCTION

110-818-511	Salaries - Administrative	\$55,125.00	\$48,234.48	\$4,593.76	\$52,828.24	95.83%
110-818-516	Salaries - Secretarial	\$21,446.00	\$18,765.18	\$1,787.16	\$20,552.34	95.83%
110-818-518	Student Tutors	\$3,000.00	\$257.95	\$0.00	\$257.95	8.60%
110-818-518.01	Student Employees (Federal)	\$4,500.00	\$2,071.84	\$326.80	\$2,398.64	53.30%
110-818-534	Contractual Services	\$550.00	\$572.00	\$0.00	\$572.00	104.00%
110-818-541.01	General Materials & Supplies	\$2,000.00	\$2,199.89	\$184.47	\$2,384.36	119.22%
110-818-550	Conference & Meeting Expense	\$3,000.00	\$2,587.47	\$633.78	\$3,221.25	107.38%
		\$89,621.00	\$74,688.81	\$7,525.97	\$82,214.78	91.74%

120-000-000 LEARNING RESOURCE CENTER

120-000-513.03	Salaries - Instructional (Summer)	\$6,000.00	\$4,125.00	\$1,125.00	\$5,250.00	87.50%
120-000-515	Salaries - Professional	\$104,367.00	\$80,477.51	\$8,697.26	\$89,174.77	85.44%
120-000-516	Salaries - Secretarial	\$32,343.00	\$29,284.80	\$3,120.86	\$32,405.66	100.19%
120-000-518.01	Student Employees (Federal)	\$12,809.00	\$8,389.94	\$828.40	\$9,218.34	71.97%
120-000-534	Contractual Services	\$12,000.00	\$8,397.05	\$1,852.87	\$10,249.92	85.42%
120-000-541.01	Xerox Supplies	\$1,000.00	(\$3,842.22)	(\$530.26)	(\$4,372.48)	-437.25%
120-000-541.03	Library Supplies	\$17,050.00	\$13,371.87	\$507.23	\$13,879.10	81.40%
120-000-544.01	Audio Visual Supplies	\$6,500.00	\$4,671.42	\$990.31	\$5,661.73	87.10%
120-000-545	Library Books	\$40,000.00	\$27,869.62	\$6,352.36	\$34,221.98	85.55%
120-000-550	Conference & Meeting Expense	\$2,769.00	\$2,540.55	\$473.97	\$3,014.52	108.87%
		\$234,838.00	\$175,285.54	\$23,418.00	\$198,703.54	84.61%

130-000-000 STUDENT SERVICES AND AIDS

131-000-000 ADMISSIONS AND RECORDS

131-000-511	Salaries - Administrative	\$35,558.00	\$31,113.18	\$2,963.16	\$34,076.34	95.83%
131-000-516	Salaries - Secretarial	\$62,217.00	\$54,439.77	\$5,184.74	\$59,624.51	95.83%
131-000-518.01	Student Employees (Federal)	\$10,958.00	\$11,985.39	\$1,013.65	\$12,999.04	118.63%
131-000-534	Contractual Services	\$1,380.00	\$981.11	\$0.00	\$981.11	71.09%
131-000-541.01	General Materials & Supplies	\$14,000.00	\$6,922.21	\$332.34	\$7,254.55	51.82%
131-000-550	Conference & Meeting Expense	\$2,500.00	\$1,130.08	\$58.38	\$1,188.46	47.54%
		\$126,613.00	\$106,571.74	\$9,552.27	\$116,124.01	91.72%

132-000-000	COUNSELING AND TESTING						
132-000-515	Salaries	Professional	\$92,330.00	\$80,469.81	\$7,864.25	\$88,334.06	95.67%
132-000-516	Salaries	Secretarial	\$16,907.00	\$14,793.66	\$1,408.92	\$16,202.58	95.83%
			\$109,237.00	\$95,263.47	\$9,273.17	\$104,536.64	95.70%
133-000-541.01	HEALTH SERVICES - Materials		\$300.00	\$17.45	\$0.00	\$17.45	5.82%
			\$300.00	\$17.45	\$0.00	\$17.45	5.82%
134-000-000	FINANCIAL AIDS						
134-000-511	Salaries	Administrative	\$43,076.00	\$37,691.43	\$3,589.66	\$41,281.09	95.83%
134-000-516	Salaries	Secretarial	\$32,954.00	\$28,834.89	\$2,746.18	\$31,581.07	95.83%
			\$76,030.00	\$66,526.32	\$6,335.84	\$72,862.16	95.83%
138-000-000	DEAN OF STUDENT SERVICES						
138-000-511	Salaries - Administrative		\$52,343.00	\$45,800.16	\$4,361.92	\$50,162.08	95.83%
138-000-516	Salaries - Secretarial		\$21,347.00	\$18,678.66	\$1,778.92	\$20,457.58	95.83%
138-000-518.01	Student Employees (Federal)		\$45,100.00	\$39,293.96	\$2,657.50	\$41,951.46	93.02%
138-000-519	Other Salaries (Coaching)		\$24,200.00	\$23,488.60	\$3,874.64	\$27,363.24	113.07%
138-000-534	Contractual Services		\$600.00	\$685.63	\$0.00	\$685.63	114.27%
138-000-541.01	General Materials & Supplies		\$17,300.00	\$14,123.46	\$1,112.69	\$15,236.15	88.07%
138-000-549	Commencement		\$6,000.00	\$3,737.76	\$3,715.07	\$7,452.83	124.21%
138-000-550	Conference & Meeting Expense		\$4,900.00	\$5,842.07	\$45.70	\$5,887.77	120.16%
138-000-554	Student Recruitment		\$1,500.00	\$2,328.19	\$74.05	\$2,402.24	160.15%
			\$173,290.00	\$153,978.49	\$17,620.49	\$171,598.98	99.02%
140-000-000	PUBLIC SERVICES						
140-000-514.02	Salaries		\$4,600.00	\$0.00	\$0.00	\$0.00	0.00%
140-000-534	Contractual Services		\$5,000.00	\$0.00	\$0.00	\$0.00	0.00%
140-000-541.02	General Materials & Supplies		\$5,300.00	\$0.00	\$0.00	\$0.00	0.00%
			\$14,900.00	\$0.00	\$0.00	\$0.00	0.00%
170-000-000	OPERATION & MAINTENANCE OF PLANT						
171-000-517	Salaries - Service Staff		\$414,548.00	\$357,065.43	\$34,058.21	\$391,123.64	94.35%
171-000-518.01	Student Employees (Federal)		\$82,000.00	\$45,944.50	\$6,706.00	\$52,650.50	64.21%
171-000-518.017-	Matrons Work Study (Federal)		\$0.00	\$17,148.96	\$2,704.40	\$19,853.36	0.00%
176-000-575	Telephone		\$65,000.00	\$58,327.14	\$6,229.59	\$64,556.73	99.32%
			\$561,548.00	\$478,486.03	\$49,698.20	\$528,184.23	94.06%
181-000-000	GENERAL ADMINISTRATION						
181-000-000	PRESIDENT'S OFFICE						
181-000-511	Salaries - Administrative		\$73,458.00	\$64,275.75	\$6,121.50	\$70,397.25	95.83%
181-000-516	Salaries - Secretarial		\$24,560.00	\$21,489.93	\$2,046.66	\$23,536.59	95.83%
181-000-518.01	Student Employees (Federal)		\$3,484.00	\$2,537.59	\$199.50	\$2,737.09	78.56%
181-000-534	Contractual Services		\$600.00	\$0.00	\$0.00	\$0.00	0.00%
181-000-541.01	General Materials & Supplies		\$2,000.00	\$2,103.42	(\$345.20)	\$1,758.22	87.91%
181-000-550	Conference & Meeting Expense		\$5,500.00	\$4,698.13	\$158.73	\$4,856.86	88.31%
181-000-556	Special Affairs		\$3,500.00	\$3,299.34	\$160.45	\$3,459.79	98.85%
181-000-559	Other Conf. & Meeting Expense		\$8,525.00	\$8,209.50	\$18.75	\$8,228.25	96.52%
			\$121,627.00	\$106,613.66	\$8,360.39	\$114,974.05	94.53%

182-000-000 DEAN OF BUSINESS SERVICES

182-000-511	- Salaries - Administrative	\$98,858.00	\$86,500.68	\$8,238.16	\$94,738.84	95.83%
182-000-512	- Salaries - Professional	\$22,985.00	\$20,111.91	\$1,915.42	\$22,027.33	95.83%
182-000-516	- Salaries - Secretarial	\$90,583.00	\$79,005.02	\$7,548.70	\$86,553.72	95.55%
182-000-534	- Contractual Services	\$6,000.00	\$4,367.55	\$0.00	\$4,367.55	72.79%
182-000-541.01	- General Materials & Supplies	\$7,000.00	(\$3,188.74)	(\$1,099.30)	(\$4,288.04)	-61.26%
182-000-550	- Conference & Meeting Expense	\$3,600.00	\$2,572.58	(\$188.23)	\$2,384.35	66.23%
		\$229,026.00	\$189,369.00	\$16,414.75	\$205,783.75	89.85%

190-000-000 INSTITUTIONAL SUPPORT

191-000-000 BOARD OF TRUSTEES

191-000-535	- Contractual -Legal	\$8,000.00	\$9,416.61	\$2,462.00	\$11,878.61	148.48%
191-000-549	- Other Gen Supplies (Election)	\$700.00	\$962.59	\$0.00	\$962.59	137.51%
191-000-550	- Conference & Meeting Expense	\$4,500.00	\$4,149.60	\$1,725.22	\$5,874.82	130.55%
		\$13,200.00	\$14,528.80	\$4,187.22	\$18,716.02	141.79%

192-000-000 INSTITUTIONAL SUPPORT EXPENSES

192-000-516	- Salaries - Secretarial	\$16,684.00	\$15,274.32	\$1,420.34	\$16,694.66	100.06%
192-000-518.01	- Student Employees (Federal)	\$5,935.00	\$3,571.89	\$366.90	\$3,938.79	66.37%
192-000-518.03	- Student Employees (Federal) (Contingency)	\$4,448.00	\$3,494.17	\$473.10	\$3,967.27	89.19%
192-000-521	- Group Medical & Life Insurance	\$410,000.00	\$387,297.89	(\$3,370.16)	\$383,927.73	93.64%
192-000-524	- Medical Examination Fee	\$7,500.00	\$4,165.00	\$0.00	\$4,165.00	55.53%
192-000-529	- Tuition Reimbursement	\$4,400.00	\$6,326.14	\$1,369.08	\$7,695.22	174.89%
192-000-532	- Curriculum Development	\$3,000.00	\$0.00	\$0.00	\$0.00	0.00%
192-000-537	- UNALLOCATED Contractual	\$1,800.00	\$1,185.90	\$0.00	\$1,185.90	65.88%
192-000-539	- In-Service Training	\$7,000.00	\$5,792.84	\$583.08	\$6,375.92	91.08%
192-000-541.02	- Supplies (Faculty Association)	\$200.00	\$99.39	\$11.02	\$110.41	55.21%
192-000-544.02	- Postage	\$47,900.00	\$34,723.53	\$4,858.37	\$39,581.90	82.63%
192-000-546	- Publications/Dues	\$9,000.00	\$9,151.00	\$539.50	\$9,690.50	107.67%
192-000-547	- Advertising	\$800.00	\$507.90	\$102.95	\$610.85	76.36%
192-000-554	- Recruitment	\$8,000.00	\$1,696.76	\$0.00	\$1,696.76	21.21%
		\$526,667.00	\$473,286.73	\$6,354.18	\$479,640.91	91.07%

192-000-580 CAPITAL OUTLAY

192-000-585	- Equipment	\$146,042.00	\$98,010.17	\$2,429.00	\$100,439.17	68.77%
		\$146,042.00	\$98,010.17	\$2,429.00	\$100,439.17	68.77%

193-000-000 AFFIRMATIVE ACTION

193-000-534	Contractual Services	\$100.00	\$0.00	\$0.00	\$0.00	0.00%
193-000-541.02	General Materials & Supplies	\$300.00	\$125.00	\$0.00	\$125.00	41.67%
193-000-550	Conference & Meeting Expense	\$300.00	\$0.00	\$0.00	\$0.00	0.00%
		\$700.00	\$125.00	\$0.00	\$125.00	17.86%

194-000-000 INSTITUTIONAL RESEARCH

194-000-534	Contractual Services	\$200.00	\$0.00	\$0.00	\$0.00	0.00%
194-000-541.02	- General Materials & Supplies	\$100.00	\$93.46	\$0.00	\$93.46	93.46%
		\$300.00	\$93.46	\$0.00	\$93.46	31.15%

195-000-000 INFORMATION SYSTEMS

195-000-511	Salaries - Administrative	\$78,519.00	\$37,691.43	\$3,589.66	\$41,281.09	52.57%
195-000-516	Salaries - Office Staff	\$30,873.00	\$27,013.98	\$2,572.76	\$29,586.74	95.83%
195-000-518.01	Student Employees (Federal)	\$6,365.00	\$4,179.08	\$330.60	\$4,509.68	70.85%
195-000-532	Contractual - Consulting (Business Office)	\$10,000.00	\$0.00	\$0.00	\$0.00	0.00%
195-000-534.01	Contractual - Admin.	\$126,100.00	\$77,342.00	\$3,309.83	\$80,651.83	63.96%
195-000-534.02	Contractual - Educ.	\$25,450.00	\$22,000.00	\$3,948.85	\$25,948.85	101.96%
195-000-541.01	General Supplies - Admin.	\$15,900.00	\$11,610.36	\$1,271.44	\$12,881.80	81.02%
195-000-541.02	General Supplies - Educ.	\$9,550.00	\$4,934.48	\$0.00	\$4,934.48	51.67%
195-000-550	Conference & Meeting Expense	\$7,500.00	\$219.16	\$61.12	\$280.28	3.74%
		\$310,257.00	\$184,990.49	\$15,084.26	\$200,074.75	64.49%

196-000-000 PLANNING AND DEVELOPMENT

196-000-511	Salaries - Administrative	\$43,050.00	\$43,525.04	\$4,267.88	\$47,792.92	111.02%
196-000-516	Salaries - Secretarial	\$16,515.00	\$11,370.13	\$1,032.18	\$12,402.31	75.10%
196-000-534	Contractual Services	\$5,000.00	\$7,500.00	\$0.00	\$7,500.00	150.00%
196-000-541.01	General Materials & Supplies	\$2,390.00	\$2,305.53	\$56.30	\$2,361.83	98.82%
196-000-550	Conference & Meeting Expense	\$4,000.00	\$4,720.35	\$400.00	\$5,120.35	128.01%
		\$70,955.00	\$69,421.05	\$5,756.36	\$75,177.41	105.95%

197-000-593 TUITION CHARGE-BACK

\$25,000.00	\$33,714.64	\$985.27	\$34,699.91	138.80%
\$25,000.00	\$33,714.64	\$985.27	\$34,699.91	138.80%

199-000-600 PROVISION FOR CONTINGENCIES

\$50,000.00	\$0.00	\$0.00	\$0.00	0.00%
\$50,000.00	\$0.00	\$0.00	\$0.00	0.00%

TOTAL EDUCATIONAL FUND EXPENDITURES.

\$5,562,923.00	\$4,441,443.60	\$391,804.27	\$4,833,247.87	86.88%
----------------	----------------	--------------	----------------	--------

OPERATIONS & MAINTENANCE FUND

270-000-000 OPERATIONS & MAINTENANCE FUND

270-000-534.01	Contractual Services	\$49,650.00	\$44,176.27	\$3,971.58	\$48,147.85	96.97%
270-000-534.02	Contractual - Deficiency					
270-000-541.04	General Materials & Supplies	\$50,100.00	\$52,468.64	\$5,490.81	\$57,959.45	115.69%
270-000-550	Conference & Meeting Expense	\$2,000.00	\$1,783.27	\$36.96	\$1,820.23	91.01%
		\$101,750.00	\$98,428.18	\$9,499.35	\$107,927.53	106.07%
271-000-571	Gas	\$98,000.00	\$74,780.50	\$2,413.04	\$77,193.54	78.77%
276-000-573	Electricity	\$261,950.00	\$180,069.81	\$31,949.41	\$212,019.22	80.94%
276-000-587	Equipment	\$7,950.00	\$12,519.50	\$0.00	\$12,519.50	157.48%

290-000-000 INSTITUTIONAL SUPPORT

292-000-560 Fixed Charges

292-000-561 - Rental	\$1,000.00	\$0.00	\$0.00	\$0.00	0.00%
----------------------	------------	--------	--------	--------	-------

	\$1,000.00	\$0.00	\$0.00	\$0.00	0.00%
--	------------	--------	--------	--------	-------

299-000-600 PROVISION FOR CONTINGENCIES

	\$25,000.00	\$0.00	\$0.00	\$0.00	0.00%
--	-------------	--------	--------	--------	-------

	\$25,000.00	\$0.00	\$0.00	\$0.00	0.00%
--	-------------	--------	--------	--------	-------

TOTAL OPERATIONS & MAINTENANCE FUND EXPENDITURES

	\$495,650.00	\$365,797.99	\$43,861.80	\$409,659.79	82.65%
	=====				

TOTAL OPERATING FUND EXPENDITURES

	\$6,058,573.00	\$4,807,241.59	\$435,666.07	\$5,242,907.66	86.54%
	=====				

FISCAL YEAR 1990

Ending June 30, 1990

EXPENDITURES

12/12 = 100.00%

	BUDGET	PREVIOUS EXPENDITURES	THIS MONTH	TOTAL EXPENDITURES	%
--	--------	--------------------------	---------------	-----------------------	---

LIABILITY, PROTECTION & SETTLEMENT FUND

1292-000-000 Institutional Support

1292-000-523	- Worker's Compensation	\$48,000.00	\$27,426.10	(\$90.74)	\$27,335.36	56.95%
1292-000-526	- Unemployment Compensation	\$22,000.00	\$12,150.16	(\$92.52)	\$12,057.64	54.81%
1292-000-527	- Medicare	\$20,000.00	\$13,954.16	\$1,758.36	\$15,712.52	78.56%
1292-000-528	- Tort Liability Insurance	\$80,000.00	\$53,634.75	\$0.00	\$53,634.75	67.04%

TOTAL LIABILITY, PROTECTION & SETTLEMENT EXPENDITURES		\$170,000.00	\$107,165.17	\$1,575.10	\$108,740.27	63.96%
-------------------------------------------------------	--	--------------	--------------	------------	--------------	--------

AUDIT FUND

1192-000-531	- Audit Services	\$20,300.00	\$18,855.00	\$0.00	\$18,855.00	92.88%
--------------	------------------	-------------	-------------	--------	-------------	--------

TOTAL AUDIT FUND EXPENDITURES		\$20,300.00	\$18,855.00	\$0.00	\$18,855.00	92.88%
-------------------------------	--	-------------	-------------	--------	-------------	--------

CAPITAL PROJECTS

BUILDING BOND PROCEEDS FUND

1390-000-000 Institutional Support

1390-000-582	Site Improvement	\$50,000.00	\$0.00	\$0.00	\$0.00	0.00%
1390-000-584	Building Improvement	\$100,000.00	\$0.00	\$0.00	\$0.00	0.00%
	Data Proc High Tech	\$0.00	\$7,469.00	\$0.00	\$7,469.00	0.00%
1390-000-586	Equipment-Instructional	\$50,000.00	\$0.00	\$0.00	\$0.00	0.00%
1390-000-587	Equipment-Service	\$75,000.00	\$0.00	\$0.00	\$0.00	0.00%
1390-000-589	Other Capital Outlay	\$5,000.00	\$0.00	\$0.00	\$0.00	0.00%

TOTAL BUILDING BOND PROCEEDS FUND EXPENDITURES		\$280,000.00	\$7,469.00	\$0.00	\$7,469.00	2.67%
------------------------------------------------	--	--------------	------------	--------	------------	-------

PROTECTION, HEALTH & SAFETY FUND

0390-000-584	- Building Improvements	\$322,751.00	\$264,911.81	\$49,748.00	\$314,659.81	97.49%
--------------	-------------------------	--------------	--------------	-------------	--------------	--------

TOTAL PROTECTION, HEALTH & SAFETY FUND EXPENDITURES		\$322,751.00	\$264,911.81	\$49,748.00	\$314,659.81	97.49%
-----------------------------------------------------	--	--------------	--------------	-------------	--------------	--------

PROPRIETARY FUNDS

- Bookstore Expenditures		\$417,500.00	\$470,618.98	\$15,992.83	\$486,611.81	116.55%
--------------------------	--	--------------	--------------	-------------	--------------	---------

TOTAL PROPRIETARY FUNDS EXPENDITURES		\$417,500.00	\$470,618.98	\$15,992.83	\$486,611.81	116.55%
--------------------------------------	--	--------------	--------------	-------------	--------------	---------

REVENUE	BUDGET	PREVIOUS RECEIPTS	THIS MONTH	TOTAL RECEIPTS	%
100-000-400 EDUCATIONAL FUND					
100-000-410 Local Governmental Sources					
100-000-411.01 - 1988 Taxes 1/2(645,500,000 @ .24 1/2	\$790,738.00	\$787,713.44	\$1,007.30	\$788,720.74	99.74%
100-000-411.02 - 1989 Taxes 1/2(645,500,000 @ .24 1/2	\$790,738.00	\$0.00	\$0.00	\$0.00	0.00%
100-000-414 - Chargeback Revenue Back Taxes	\$16,000.00 \$0.00	\$10,982.98 \$961.69	\$6,477.36 \$0.00	\$17,460.34 \$961.69	109.13%
TOTAL LOCAL GOVERNMENT REVENUE	\$1,597,476.00	\$799,658.11	\$7,484.66	\$807,142.77	50.53%
100-000-420 State Governmental Sources					
100-000-421 - State Apportionment Based on FY '88 enrollment - 45,297 hrs.	\$1,554,727.00	\$1,166,045.40	\$388,681.79	\$1,554,727.19	100.00%
100-000-421.02 - State Equalization Grants	\$350,433.00	\$262,824.75	\$85,286.25	\$348,111.00	99.34%
100-000-421-060 - Advanced Technology Grant	\$47,691.00	\$35,768.25	(\$35,768.25)	\$0.00	0.00%
100-000-423 - Vocational Technical Education					
100-000-423.01.1 - Regular Reimbursement	\$100,000.00	\$37,675.90	\$19,094.58	\$56,770.48	56.77%
100-000-423.01.2 - Equipment Reimbursement	\$21,718.00	\$0.00	\$0.00	\$0.00	0.00%
TOTAL STATE GOVERNMENT REVENUE	\$2,074,569.00	\$1,502,314.30	\$457,294.37	\$1,959,608.67	94.46%
100-000-430 Federal Governmental Sources					
100-000-431 - Federal Work Study	\$172,715.00	\$133,998.71	\$28,440.83	\$162,439.54	94.05%
100-000-439 - Other Federal	\$6,000.00	\$758.00	\$0.00	\$758.00	12.63%
TOTAL FEDERAL GOVERNMENT REVENUE	\$178,715.00	\$134,756.71	\$28,440.83	\$163,197.54	91.32%
100-000-440 Student Tuition and Fees					
100-000-441.01 Summer 1989	\$136,000.00	\$123,664.44	\$0.00	\$123,664.44	90.93%
100-000-441.02 Fall 1989	\$568,000.00	\$545,000.00	\$40,000.00	\$585,000.00	102.99%
100-000-441.03 - Spring 1990	\$554,000.00	\$540,000.00	\$0.00	\$540,000.00	97.47%
Total Tuition	\$1,258,000.00	\$1,208,664.44	\$40,000.00	\$1,248,664.44	99.26%
100-000-442.01 Graduation Fees	\$2,400.00	\$3,722.00	\$450.00	\$4,172.00	173.83%
100-000-442.04 Transcript Fees	\$1,200.00	\$1,412.00	\$176.00	\$1,588.00	132.33%
100-000-442.05 Laboratory Fees	\$34,200.00	\$2,680.00	\$0.00	\$2,680.00	7.84%
100-000-442.09 Public Service Income	\$14,900.00	\$0.00	\$0.00	\$0.00	0.00%
Total Fees	\$52,700.00	\$7,814.00	\$626.00	\$8,440.00	16.02%
TOTAL TUITION AND FEES REVENUE	\$1,310,700.00	\$1,216,478.44	\$40,626.00	\$1,257,104.44	95.91%

100-000-460	- Rental of Facilities	\$0.00	\$0.00	\$0.00	\$0.00	0.00%
100-000-469	- Other Facility Rentals (Food)	\$8,000.00	\$3,572.15	\$693.22	\$4,265.37	53.32%
100-000-470	- Interest on Investments	\$130,000.00	\$37,930.49	\$2,327.32	\$40,257.81	30.97%
100-000-489	- Restricted Fund Income (358)	\$15,000.00	\$0.00	\$0.00	\$0.00	0.00%
100-000-499	- Other Revenue	\$47,400.00	\$37,444.21	\$1,185.30	\$38,629.51	81.50%
100-000-721	- Transfer from Bookstore	\$175,000.00	\$175,000.00	\$0.00	\$175,000.00	100.00%
TOTAL OTHER SOURCES REVENUE		\$375,400.00	\$253,946.85	\$4,205.84	\$258,152.69	68.77%
TOTAL EDUCATIONAL FUND REVENUE		\$5,536,860.00	\$3,907,154.41	\$538,051.70	\$4,445,206.11	80.28%
=====						
200-000-400 OPERATIONS AND MAINTENANCE FUND						
200-000-410 Local Governmental Sources						
200-000-411.01	1988 Taxes	\$96,825.00	\$94,034.23	\$123.34	\$94,157.57	97.25%
200-000-411.02	1989 Taxes	\$96,825.00	\$0.00	\$0.00	\$0.00	0.00%
	Back Taxes	\$0.00	\$117.75	\$0.00	\$117.75	0.00%
Total Local Government		\$193,650.00	\$94,151.98	\$123.34	\$94,275.32	48.68%
200-000-420 State Governmental Sources						
200-000-427	- Replacement of Corporate Personal Property Tax	\$234,600.00	\$228,856.95	\$0.00	\$228,856.95	97.55%
200-000-470	Interest on Investment	\$10,000.00	\$35,146.35	\$3,251.55	\$38,397.90	383.98%
200-000-499	Miscellaneous Revenue	\$12,500.00	\$10,413.02	(\$706.57)	\$9,706.45	77.65%
TOTAL OPERATIONS AND MAINTENANCE FUND REVENUE		\$450,750.00	\$368,568.30	\$2,668.32	\$371,236.62	82.36%
=====						
TOTAL OPERATING BUDGETED REVENUE		\$5,987,610.00	\$4,275,722.71	\$540,720.02	\$4,816,442.73	80.44%
=====						

SPECIAL REVENUE

LIABILITY, PROTECTION, AND SETTLEMENT FUND

1200-000-410 Local Governmental Sources

1200-000-411.01 - 1988 Taxes	\$107,799.00	\$105,199.01	\$80.85	\$105,279.86	97.66%
1200-000-411.02 - 1989 Taxes	\$107,799.00	\$0.00	\$0.00	\$0.00	0.00%
Back Taxes	\$0.00	\$131.10	\$0.00	\$131.10	0.00%
1200-000-470 - Investment Income	\$1,000.00	\$7,842.62	\$777.93	\$8,620.55	862.06%

TOTAL LIABILITY, PROTECTION, AND SETTLEMENT FUND REVENUE	\$216,598.00	\$113,172.73	\$858.78	\$114,031.51	52.65%
=====					

AUDIT FUND

1100-000-410 Local Governmental Sources

1100-000-411.01 - 1988 Taxes	\$10,005.00	\$9,307.72	\$7.51	\$9,315.23	93.11%
1100-000-411.02 - 1989 Taxes	\$10,005.00	\$0.00	\$0.00	\$0.00	0.00%
Back Taxes	\$0.00	\$12.18	\$0.00	\$12.18	0.00%
1100-000-470 - Interest on Investments	\$290.00	\$1,274.09	\$107.26	\$1,381.35	476.33%

TOTAL AUDIT FUND REVENUE	\$20,300.00	\$10,593.99	\$114.77	\$10,708.76	52.75%
=====					

DEBT SERVICES

WORKING CASH FUND

700-000-470 Other Sources

700-000-470 - Investment Income	\$1,000.00	\$184,370.33	\$17,499.34	\$201,869.67	20186.97%

TOTAL WORKING CASH FUND REVENUE	\$1,000.00	\$184,370.33	\$17,499.34	\$201,869.67	20186.97%
=====					

CAPITAL PROJECTS

BUILDING BOND PROCEEDS FUND

1300-000-420 Local Governmental Sources

1300-000-429 - State Grants & Contributions	\$1.00	\$0.00	\$0.00	\$0.00	0.00%
---------------------------------------------	--------	--------	--------	--------	-------

1300-000-430 Federal Governmental Sources

1300-000-439 - Federal Grants & Contributions	\$1.00	\$0.00	\$0.00	\$0.00	0.00%
-----------------------------------------------	--------	--------	--------	--------	-------

1300-000-470 Investment Income	\$50,000.00	\$51,932.42	\$19,768.31	\$71,700.73	143.40%
--------------------------------	-------------	-------------	-------------	-------------	---------

TOTAL BUILDING BOND PROCEEDS FUND REVENUE	\$50,002.00	\$51,932.42	\$19,768.31	\$71,700.73	143.40%
-------------------------------------------	-------------	-------------	-------------	-------------	---------

=====

PROTECTION, HEALTH, AND SAFETY FUND

0300-000-410 Local Governmental Sources

0300-000-411.01 - 1988 Taxes	\$161,375.00	\$156,100.44	\$205.16	\$156,305.60	96.86%
------------------------------	--------------	--------------	----------	--------------	--------

0300-000-411.02 - 1989 Taxes	\$161,375.00	\$0.00	\$0.00	\$0.00	0.00%
------------------------------	--------------	--------	--------	--------	-------

Back Taxes	\$0.00	\$195.86	\$0.00	\$195.86	0.00%
------------	--------	----------	--------	----------	-------

Total Local Government Sources	\$322,750.00	\$156,296.30	\$205.16	\$156,501.46	48.49%
--------------------------------	--------------	--------------	----------	--------------	--------

0300-000-470 - Investment Income	\$1.00	\$2,613.07	\$251.77	\$2,864.84	286484.00%
----------------------------------	--------	------------	----------	------------	------------

	\$1.00	\$2,613.07	\$251.77	\$2,864.84	286484.00%
--	--------	------------	----------	------------	------------

TOTAL PROTECTION, HEALTH, AND SAFETY FUND REVENUE	\$322,751.00	\$158,909.37	\$456.93	\$159,366.30	49.38%
---------------------------------------------------	--------------	--------------	----------	--------------	--------

=====

PROPRIETARY FUNDS

BOOKSTORE

	\$449,100.00	\$517,176.42	\$16,590.61	\$533,767.03	118.85%
--	--------------	--------------	-------------	--------------	---------

=====

TOTAL REVENUE

	\$7,047,361.00	\$5,311,877.97	\$596,008.76	\$5,907,886.73	83.83%
--	----------------	----------------	--------------	----------------	--------

=====

EDUCATION FUND

Account	Total Expenditures	To Date	Prev. Mo. To Date	This Mo.	Budget	Unexpended	Unencumbered
DIV OF BUSINESS SALARIES	209,391.89	209,391.89	192,467.88	16,924.01	237,403.00	28,011.11	28,011.11
DIV OF BUS CONTR SERV	4,081.00	4,081.00	4,041.00	40.00	10,500.00	6,419.00	6,419.00
DIV OF BUS SUPPLIES	14,787.03	14,787.03	13,843.87	933.16	11,475.00	3,312.03	3,312.03
DIV OF BUS CONF & MEETINGS	1,078.96	1,078.96	1,078.96	.00	1,400.00	321.04	321.04
FOOD SERVICES CONTR SERV	925.00	925.00	750.00	175.00	1,000.00	75.00	75.00
FOOD SERV SUPPLIES	5,596.63	5,596.63	3,086.54	2,510.09	500.00	5,096.63	5,096.63
FOOD SERV CONF & MEETINGS	65.84	65.84	48.34	17.50	100.00	34.16	34.16
DIV OF AGRIC SUPPLIES	521.98	521.98	421.71	100.27	400.00	121.98	121.98
DIV OF INDUS ED SALARIES	188,179.95	188,179.95	171,843.48	16,336.47	219,320.00	31,140.05	31,140.05
DIV OF INDUS ED CONTR SERV	1,673.85	1,673.85	1,550.00	123.85	8,400.00	4,726.15	4,726.15
DIV OF INDUS ED SUPPLIES	17,429.38	17,429.38	15,445.72	1,983.66	15,670.00	1,759.38	1,759.38
DIV OF INDUS ED CONF & MEETINGS	1,653.07	1,653.07	1,363.49	289.58	1,400.00	253.07	253.07
COSMETOLOGY CONTR SERV	3,108.00	3,108.00	3,108.00	.00	15,000.00	11,892.00	11,892.00
COSMETOL SUPPLIES	.00	.00	.00	.00	300.00	300.00	300.00
HUMAN SERV CONTR SERV	.00	.00	.00	.00	100.00	100.00	100.00
HUMAN SERV SUPPLIES	1,269.81	1,269.81	1,139.32	130.49	1,200.00	69.81	69.81
HUMAN SERV CONF & MEETINGS	.00	.00	(4.00)	.00	250.00	250.00	250.00
DIV OF SOC SCI SALARIES	119,181.72	119,181.72	110,017.20	9,164.52	132,646.00	13,464.28	13,464.28
DIV OF SOC SCI SUPPLIES	5,104.42	5,104.42	4,718.39	386.03	5,070.00	34.42	34.42
DIV OF SOC SCI CONF & MEETINGS	603.42	603.42	603.42	.00	1,000.00	396.58	396.58
E M T CONTR SERV	1,355.00	1,355.00	1,355.00	.00	2,500.00	1,145.00	1,145.00
E M T SUPPLIES	171.31	171.31	171.31	.00	400.00	228.69	228.69
E M T CONF & MEETINGS	.00	.00	.00	.00	200.00	200.00	200.00
CRIMINAL JUSTICE SALARIES	15,135.02	15,135.02	13,541.86	1,593.16	25,744.00	10,608.98	10,608.98
CRIMINAL JUS CONTR SERV	.00	.00	.00	.00	200.00	200.00	200.00
CRIMINAL JUS SUPPLIES	1,546.97	1,546.97	1,520.28	26.69	1,500.00	46.97	46.97
CRIM JUS CONF & MEETINGS	520.84	520.84	455.14	65.70	600.00	79.16	79.16
DIV OF HUMANITIES SALARIES	218,029.76	218,029.76	201,695.22	16,334.24	289,451.00	71,401.24	71,401.24
DIV OF HUMAN. SUPPLIES	3,246.79	3,246.79	3,059.28	187.51	3,600.00	353.21	353.21
DIV OF HUMAN. CONF & MEETINGS	2,446.27	2,446.27	2,165.51	280.76	2,800.00	353.73	353.73
ART DEPT SALARIES	34,077.00	34,077.00	32,183.89	1,893.11	34,077.00	.00	.00
ART DEPT CONTR SERV	572.50	572.50	572.50	.00	600.00	27.50	27.50

Account	Total Expenditures	To Date	Prev. Mo. To Date	This Mo.	Budget	Unexpended	Unencumbered
ART DEPT SUPPLIES	329.81	329.81	289.47	40.34	400.00	70.19	70.19
ART DEPT CONF & MEETINGS		.00		.00	200.00	200.00	200.00
MUSIC DEPT SALARIES	52639.50	52639.50	47,098.50	5,541.00	66,492.00	13,852.50	13,852.50
MUSIC DEPTCONTR SERV	680.00	680.00	580.00	100.00	1,800.00	1,120.00	1,120.00
MUSIC DEPT SUPPLIES	3,339.18	3,339.18	3,151.78	187.40	4,450.00	1,110.82	1,110.82
MUSIC DEPT CONF & MEETINGS	381.31	381.31	220.87	160.44	600.00	218.69	218.69
DIV OF MATH SCIENCE SALARIES	199,154.00	199,154.00	184,748.05	14,407.35	218,854.00	17,700.00	17,700.00
DIV OF MATH SCI CONTR SERV	90.50	90.50	90.50	.00	900.00	809.50	809.50
DIV OF MATH SCI SUPPLIES	11,020.62	11,020.62	8,870.85	2,149.77	11,650.00	629.38	629.38
DIV OF MATH SCI CONF & MEETINGS	1,271.50	1,271.50	1,271.50	.00	1,400.00	128.50	128.50
MED LAB TECH SALARIES	55,393.83	55,393.83	50,253.49	5,140.34	63,704.00	8,390.17	8,390.17
MED LAB TECH CONTR SERV	5,873.07	5,873.07	5,873.07	.00	9,210.00	3,336.93	3,336.93
MED LAB TECH SUPPLIES	10,028.26	10,028.26	9,476.21	552.05	11,055.00	1,026.74	1,026.74
MED LAB TECH CONF & MEETINGS	697.47	697.47	697.47	.00	1,040.00	342.53	342.53
ADN SALARIES	68,186.89	68,186.89	59,219.67	6,967.02	83,604.00	17,417.31	17,417.31
ADN OFC SALARIES	15,511.66	15,511.66	14,162.82	1,348.84	18,186.00	674.34	674.34
ADN CONTR SERV	211.67	211.67	211.67	.00	300.00	88.33	88.33
ADN SUPPLIES	3,657.83	3,657.83	3,257.18	400.65	4,837.00	1,179.17	1,179.17
ADN CONF & MEETINGS	1,102.18	1,102.18	1,102.18	.00	1,450.00	347.82	347.82
LPN SALARIES	42,442.96	42,442.96	37,975.28	4,467.68	53,612.00	11,169.04	11,169.04
LPN CONTR SERV		.00		.00	250.00	250.00	250.00
LPN SUPPLIES	1,962.89	1,962.89	1,827.62	135.27	2,230.00	267.11	267.11
LPN CONF & MEETINGS	727.55	727.55	546.11	181.44	600.00	127.55	127.55
RAD TECH SALARIES	50,964.50	50,964.50	46,209.50	4,755.00	57,060.00	6,095.50	6,095.50
RAD TECH CONTR SERV	3,286.65	3,286.65	3,286.65	.00	3,220.00	66.65	66.65
RAD TECH SUPPLIES	2,598.88	2,598.88	2,317.93	280.95	3,395.00	796.12	796.12
RAD TECH CONF & MEETINGS	3,685.31	3,685.31	3,300.46	384.85	4,700.00	1,014.69	1,014.69
DIV OF PHYS ED SALARIES	39,707.25	39,707.25	35,577.85	4,129.40	57,200.00	17,492.75	17,492.75
DIV OF PHYS ED CONTR SERV	1,821.35	1,821.35	848.30	973.05	2,800.00	978.65	978.65
DIV OF PHYS ED SUPPLIES	1,013.96	1,013.96	1,011.79	2.17	1,850.00	163.96	163.96
DIV OF PHYS ED CONF & MEETINGS	64.40	64.40	64.40	.00	500.00	435.60	435.60
NURSING ASST CONTR SERV		.00		.00	200.00	200.00	200.00
NURSING ASST SUPPLIES	839.27	839.27	742.74	96.53	1,050.00	210.73	210.73
NURSING ASST CONF & MEETINGS	89.10	89.10	89.10	.00	250.00	160.90	160.90
INFO OFC & WORKROOM SECR SALARIES	49,416.67	49,416.67	45,108.41	4,308.26	51,699.00	2,282.33	2,282.33
INFO OFC FED WORK STUDY	8,377.75	8,377.75	7,363.15	1,014.60	13,000.00	4,622.25	4,622.25
WORKROOM FED WORK STUDY	3,743.88	3,743.88	3,282.18	461.70	5,000.00	1,256.12	1,256.12

Account	Total	To Date	Prev. Mo. To Date	This Mo.	Budget	Unexpended	Unencumbered
WORKROOM CONTR SERV	9,210.00	9,210.00	9,210.00	.00	9,210.00	.00	.00
INFO OFC CONTR SERV	650.00	650.00	650.00	.00	450.00	200.00	CR 200.00 CR
UNALLOCATED CONTR SERV	354.00	354.00	354.00	.00	1,100.00	746.00	746.00
INFO OFC SUPPLIES	761.33	761.33	564.70	196.63	1,450.00	688.67	688.67
INSTITU COMMITTEES	222.29	222.29	222.29	.00	300.00	77.71	77.71
WORKROOM SUPPLIES	2,903.97	2,903.97	2,721.30	182.67	1,000.00	1,903.97	CR 1,903.97 CR
PUBLIC RELA SALARIES	31,145.91	31,145.91	28,437.57	2,708.34	3,250.00	1,354.09	1,354.09
PUB RELA SECR SALARIES	5,286.00	5,286.00	4,686.00	600.00	7,000.00	1,714.00	1,714.00
PUB RELA SUPPLIES	81,304.36	81,304.36	71,424.42	9,879.94	94,000.00	13,295.64	13,295.64
PUB RELA CONF & MEETINGS	2,785.21	2,785.21	2,744.41	40.80	1,300.00	1,485.21	CR 1,485.21 CR
ASST DEAN ARTS & SOC SCI SALARY	42,675.58	42,675.58	38,964.66	3,710.92	44,531.00	1,855.42	1,855.42
PART TIME OVERLOAD	97,615.96	97,615.96	78,375.78	19,237.18	49,000.00	48,615.96	CR 48,615.96 CR
NIGHT PREMIUMS	300.00	300.00	300.00	.00	.00	300.00	CR 300.00 CR
SUMMER SALARIES	45,269.60	45,269.60	45,269.60	.00	4,7250.00	1,980.40	1,980.40
SECR SALARY	16,202.58	16,202.58	14,793.66	1,408.92	16,907.00	704.42	704.42
FED WORK STUDY	8,166.74	8,166.74	7,173.04	993.70	12,000.00	3,833.26	3,833.26
CONTR SERV	259.04	259.04	259.04	.00	500.00	240.96	240.96
SUPPLIES	665.40	665.40	417.94	247.46	900.00	234.60	234.60
CONF & MEETINGS	1,208.53	1,208.53	1,245.31	36.78	CR 2,500.00	1,291.47	1,291.47
ASST DEAN BUS & TECH SALARY	46,298.08	46,298.08	42,272.16	4,025.92	48,311.00	2,012.92	2,012.92
PART TIME OVERLOAD	117,757.81	117,757.81	102,592.25	15,165.56	130,000.00	12,242.19	12,242.19
NIGHT PREMIUMS	1,600.00	1,600.00	1,600.00	.00	.00	1,600.00	CR 1,600.00 CR
SUMMER SALARIES	40,056.45	40,056.45	40,056.45	.00	43,000.00	2,943.55	2,943.55
SECR SALARY	17,841.33	17,841.33	16,289.91	1,551.42	18,817.00	775.67	775.67
FED WORK STUDY	16,357.80	16,357.80	15,535.80	822.00	15,979.00	373.80	CR 373.80 CR
SUPPLIES	1,541.66	1,541.66	1,506.92	34.74	1,200.00	341.66	CR 341.66 CR
CONF & MEETINGS	2,636.20	2,636.20	2,230.21	405.99	3,000.00	363.80	363.80
ASST DEAN COMM & EXTEN SERV SALARY	41,180.58	41,180.58	37,599.66	3,580.92	42,971.00	1,790.42	1,790.42
INSTR SALARIES	17,391.10	17,391.10	15,879.64	1,511.46	60,000.00	42,608.90	42,608.90
COORDINATORS	5,870.00	5,870.00	3,835.00	2,035.00	8,000.00	2,130.00	2,130.00
SECR SALARIES	13,205.60	13,205.60	12,078.87	1,126.73	14,083.00	877.40	877.40
FED WORK STUDY	1,446.97	1,446.97	1,163.87	283.10	1,570.00	123.03	123.03
CONTR SERV	640.00	640.00	600.00	40.00	2,000.00	1,360.00	1,360.00
SUPPLIES	1,624.96	1,624.96	1,316.58	308.38	5,000.00	3,375.04	3,375.04
CONF & MEETINGS	1,096.73	1,096.73	1,048.51	48.22	2,250.00	1,153.27	1,153.27
DIR OF HEALTH & NAT SCI SALARY	39,469.84	39,469.84	36,037.88	3,432.16	41,186.00	1,716.16	1,716.16
PART TIME OVERLOAD	37,508.12	37,508.12	36,125.12	1,383.00	45,000.00	7,491.88	7,491.88
NIGHT PREMIUMS	200.00	200.00	200.00	.00	.00	200.00	CR 200.00 CR

Account	Total	To Date	Prev. Mo. To Date	This Mo.	Unexpended	Unencumbered	
HEALTH & NAT SCI SUMMER SALARIES	12,026.74	12,026.74	12,026.74	.00	20,000.00	7,973.26	7,973.26
FED WORK STUDY	4,377.11	4,377.11	4,126.31	250.80	4,820.00	442.89	442.89
CONTR SERV	.00	.00		.00	200.00	200.00	200.00
SUPPLIES	369.33	369.33	296.07	73.26	1,200.00	830.67	830.67
CONF & MEETINGS	1,646.41	1,646.41	1,593.91	52.50	1,400.00	246.41	246.41
ACADEMIC SKILLS SALARIES	63,090.79	63,090.79	57,655.63	5,435.16	65,223.00	2,132.21	2,132.21
ACADEM SKILLS SUPPLIES	6,018.45	6,018.45	5,840.20	178.25	7,200.00	1,181.55	1,181.55
ACADEM SKILLS CONF & MEETINGS	488.00	488.00	488.00	.00	700.00	212.00	212.00
HONORS PROGRAM CONTR SERV	.00	.00		.00	100.00	100.00	100.00
HONORS PROG SUPPLIES	385.48	385.48	173.83	211.65	400.00	14.52	14.52
HONORS PROG CONF & MEETINGS	104.75	104.75	104.75	.00	250.00	145.25	145.25
DEAN OF INSTR SALARY	52,828.24	52,828.24	48,234.48	4,593.76	55,125.00	2,296.76	2,296.76
DEAN OF INSTR SECR SALARY	20,552.34	20,552.34	18,765.18	1,787.16	21,446.00	893.66	893.66
STUDENT TUTORS	257.95	257.95	257.95	.00	3,000.00	2,742.05	2,742.05
DEAN OF INSTR FED WORKSTUDY	2,398.64	2,398.64	2,071.84	326.80	4,500.00	2,101.36	2,101.36
DEAN OF INSTR CONTR SERV	572.00	572.00	572.00	.00	550.00	22.00	22.00
DEAN OF INSTR SUPPLIES	2,384.36	2,384.36	2,199.89	184.47	2,000.00	384.36	384.36
DEAN OF INSTR CONF & MEETINGS	3,221.25	3,221.25	2,587.47	633.78	3,000.00	221.25	221.25
LRC SUMMER SALARIES	5,250.00	5,250.00	4,125.00	1,125.00	6,000.00	750.00	750.00
LRC PROF SALARIES	89,174.77	89,174.77	80,477.51	8,697.26	104,367.00	15,192.23	15,192.23
LRC SECR SALARIES	32,405.66	32,405.66	29,284.80	3,120.86	32,343.00	62.66	62.66
LRC FED WORK STUDY	9,218.34	9,218.34	8,389.94	828.40	12,809.00	3,590.66	3,590.66
LRC CONTR SERV	10,249.92	10,249.92	8,397.05	1,852.87	12,000.00	1,750.08	1,750.08
XEROX SUPPLIES	4,372.48	4,372.48	3,842.22	530.26	1,000.00	5,372.48	5,372.48
LIBRARY SUPPLIES	13,879.10	13,879.10	13,371.87	507.23	17,050.00	3,170.90	3,170.90
A V SUPPLIES	5,661.73	5,661.73	4,671.42	990.31	6,500.00	838.27	838.27
LIBRARY BOOKS	34,221.98	34,221.98	27,869.62	6,352.36	40,000.00	5,778.02	5,778.02
LRC CONF & MEETINGS	3,014.52	3,014.52	2,540.55	473.97	2,769.00	245.52	245.52
ADM & RECORDS ADMIN SALARIES	34,076.34	34,076.34	31,113.18	2,963.16	35,558.00	1,481.66	1,481.66
ADM & REC SECR SALARIES	59,624.51	59,624.51	54,439.77	5,184.74	62,217.00	2,592.49	2,592.49
ADM & REC FEDWORK STUDY	12,999.04	12,999.04	11,985.39	1,013.65	10,958.00	2,041.04	2,041.04
ADM & REC CONTR SERV	981.11	981.11	981.11	.00	1,380.00	398.89	398.89
ADM & REC SUPPLIES	7,254.55	7,254.55	6,922.21	332.34	14,000.00	6,745.45	6,745.45
ADM & REC CONF & MEETINGS	1,188.46	1,188.46	1,130.08	58.38	2,500.00	1,311.54	1,311.54
COUNSELING ADMIN SALARIES	88,334.06	88,334.06	80,469.81	7,864.25	92,330.00	3,995.94	3,995.94
COUNSELING SECR SALARIES	16,262.58	16,262.58	14,793.66	1,468.92	16,907.00	704.42	704.42
HEALTH SERV SUPPLIES	17.45	17.45	17.45	.00	300.00	282.55	282.55
FINANCIAL AIDS ADMIN SALARIES	41,261.09	41,261.09	37,691.43	3,569.66	43,076.00	1,794.91	1,794.91

Account	Total Expenditures	To Date	Prev. mo. To Date	This Mo.	Budget	Unexpended	Unencumbered
FIN AIDS SECR SALARIES	31,581.07	31,581.07	28,834.89	2,746.18	32,954.00	1,372.93	1,372.93
STUDENT SERV ADMIN SALARIES	50,162.08	50,162.08	45,800.16	4,361.92	52,343.00	2,180.92	2,180.92
STUDENT SERV SECR SALARIES	20,457.58	20,457.58	18,678.06	1,779.52	21,347.00	889.42	889.42
STUDENT SERV FED WORKSTUDY	41,951.46	41,951.46	39,293.98	2,657.50	45,100.00	3,148.54	3,148.54
COACHING SALARIES	27,363.24	27,363.24	23,488.00	3,874.64	24,200.00	3,163.24	3,163.24
STUDENT SERV CONTR SERV	685.63	685.63	685.63	.00	600.00	85.63	85.63
STUDENT SERV ADMIN SUPPLIES	15,236.15	15,236.15	14,123.46	1,112.69	17,300.00	2,063.85	2,063.85
COMMENCEMENT	7,452.83	7,452.83	3,737.76	3,715.07	6,000.00	1,452.83	1,452.83
STUDENT SERV CONF & MEETINGS	5,867.77	5,867.77	5,842.07	45.70	4,900.00	967.77	967.77
STUDENT RECRUITMENT	2,402.24	2,402.24	2,328.19	74.05	1,500.00	902.24	902.24
PUBLIC SERV SALARIES	.00	.00	.00	.00	4,600.00	4,600.00	4,600.00
PUB SERV CONTR SERV	.00	.00	.00	.00	5,000.00	5,000.00	5,000.00
PUB SERV SUPPLIES	.00	.00	.00	.00	5,300.00	5,300.00	5,300.00
SERVICE STAFF SALARIES	391,123.64	391,123.64	357,065.43	34,058.21	414,548.00	23,424.36	23,424.36
MAINT FED WORK STUDY BOYS	52,650.50	52,650.50	45,944.50	6,706.00	82,000.00	29,349.50	29,349.50
MATRONS FED WORK STUDY	19,853.36	19,853.36	17,143.96	2,709.40	19,853.36	19,853.36	19,853.36
TELEPHONE	64,556.73	64,556.73	58,327.14	6,229.59	65,000.00	443.27	443.27
PRESIDENTS SALARY	70,397.25	70,397.25	64,275.75	6,121.50	73,458.00	3,060.75	3,060.75
PRES SECR SALARY	23,536.59	23,536.59	21,489.93	2,046.66	24,560.00	1,023.41	1,023.41
PRES OFC FED WORK STUDY	2,737.09	2,737.09	2,537.59	199.50	3,484.00	746.91	746.91
PRES OFC CONTR SERV	.00	.00	.00	.00	600.00	600.00	600.00
PRES OFC SUPPLIES	1,758.22	1,758.22	2,103.42	345.20	2,000.00	241.78	241.78
PRES OFC CONF & MEETINGS	4,856.86	4,856.86	4,698.13	158.73	5,500.00	643.14	643.14
SPECIAL AFFAIRS	3,459.79	3,459.79	3,299.34	160.45	3,500.00	40.21	40.21
PRES OTHER EXP	8,228.25	8,228.25	8,209.50	18.75	8,525.00	296.75	296.75
BUS OFC ADMIN SALARIES	94,738.84	94,738.84	86,500.68	8,238.16	98,858.00	4,119.16	4,119.16
BUS OFC PROF SALARIES	22,027.33	22,027.33	20,111.91	1,915.42	22,985.00	957.67	957.67
BUS OFC SECR SALARIES	86,537.72	86,537.72	79,005.02	7,548.70	90,583.00	4,029.28	4,029.28
BUS OFC CONTR SERV	4,367.55	4,367.55	4,367.55	.00	6,000.00	1,632.45	1,632.45
BUS OFC SUPPLIES	4,288.04	4,288.04	3,188.74	1,099.30	7,000.00	11,288.04	11,288.04
BUS OFC CONF & MEETINGS	2,384.35	2,384.35	2,572.58	188.23	3,600.00	1,215.65	1,215.65
LEGAL CONTR	11,878.61	11,878.61	9,416.61	2,462.00	8,000.00	3,878.61	3,878.61
BOARD SUPPLIES	962.59	962.59	962.59	.00	700.00	262.59	262.59
BOARDCONF & MEETINGS	5,874.82	5,874.82	4,149.60	1,725.22	4,500.00	1,374.82	1,374.82
INSTITU SUPPORT SECR SALARIES	16,694.66	16,694.66	15,274.32	1,420.34	16,684.00	10.66	10.66
INSTITU FED WORK STUDY	3,938.79	3,938.79	3,571.89	366.90	5,935.00	1,996.21	1,996.21
CONTINGENCY FED WORK STUDY	3,967.27	3,967.27	3,494.17	473.10	4,448.00	480.73	480.73
GROUP MED & LIFE INS	383,927.73	383,927.73	387,297.89	3,370.16	410,000.00	26,072.27	26,072.27

Account	Total Expenditures	To Date	Prev. Mo. To Date	This Mo.	Budget	Unexpended	Unencumbered
MEDICAL EXAM FEE	4,165.00	4,165.00	4,165.00	.00	7,500.00	3,335.00	3,335.00
TUITION REIMBURSEMENT	7,695.22	7,695.22	6,326.14	1,369.08	4,400.00	3,295.22 CR	3,295.22 CR
CURRICULUM DEVELOPMENT		.00		.00	3,000.00	3,000.00	3,000.00
UNALLOCATED CONTR	1,185.90	1,185.90	1,185.90	.00	1,800.00	614.10	614.10
IN SERVICE TRAINING	6,375.92	6,375.92	5,792.84	583.08	7,000.00	624.08	624.08
FACULTY ASSN SUPPLIES	110.41	110.41	99.39	11.02	200.00	89.59	89.59
POSTAGE	39,581.90	39,611.90	34,723.53	4,853.37	47,900.00	8,318.10	8,318.10
PUBLICATIONS & DUES	9,690.50	9,690.50	9,151.00	539.50	9,000.00	690.50 CR	690.50 CR
ADVERTISING	610.85	610.85	507.90	102.95	800.00	189.15	189.15
RECRUITMENT	1,696.76	1,696.76	1,696.76	.00	8,000.00	6,303.24	6,303.24
EQUIPMENT	67,396.59	67,396.59	64,967.59	2,429.00	148,042.00	78,645.41	78,645.41
VOC ED EQUIPMENT	7,394.82	7,394.82	7,394.82	.00		7,394.82 CR	7,394.82 CR
VOC ED EQUIP/SUPPLIES	14,722.63	14,722.63	14,722.63	.00		14,722.63 CR	14,722.63 CR
STATE VOC. ED. INSTR & EQUIP GRANT	10,925.13	10,925.13	10,925.13	.00	.00	10,925.13cr	10,925.13cr.
AFFIRMATIVE ACTION CONTR SERV	.00	.00	.00	.00	100.00	100.00	100.00
AFFIRM ACTION SUPPLIES	125.00	125.00	125.00	.00	300.00	175.00	175.00
AFFIRM ACTION CONF & MEETINGS		.00	.00	.00	300.00	300.00	300.00
INSTITU RES CONTR SERV	.00	.00		.00	200.00	200.00	200.00
INSTITU RES SUPPLIES	93.46	93.46	93.46	.00	100.00	6.54	6.54
INFORMATION SYS ADMIN SALARIES	41,281.09	41,281.09	37,691.43	3,589.66	78,519.00	37,237.91	37,237.91
INFO SYS OFC SALARIES	29,586.74	29,586.74	27,013.98	2,572.76	30,873.00	1,286.26	1,286.26
INFO SYS FED WORKSTUDY	4,509.68	4,509.68	4,179.08	330.60	8,385.00	1,855.32	1,855.32
INFO SYS CONSULTING	.00	.00	.00	.00	10,000.00	10,000.00	10,000.00
INFO SYS CONTR SERV ADMIN	80,651.83	80,651.83	77,342.00	3,309.83	128,100.00	45,443.17	45,443.17
INFOSYS CONTR SERV EDUC	25,948.85	25,948.85	22,000.00	3,948.85	25,450.00	498.85 CR	498.85 CR
INFO SYS SUPPLIES ADMIN	12,881.80	12,881.80	11,610.36	1,271.44	15,900.00	3,018.20	3,018.20
INFO SYS SUPPLIES EDUC	4,934.48	4,934.48	4,934.48	.00	9,550.00	4,615.52	4,615.52
INFO SYS CONF & MEETINGS	280.28	280.28	219.16	61.12	7,500.00	7,219.72	7,219.72
PLANNING & DEVEL ADMIN SALARIES	47,792.92	47,792.92	43,525.04	4,267.88	43,050.00	4,742.92 CR	4,742.92 CR
PL & DEVEL SECR SALARIES	12,402.31	12,402.31	11,370.13	1,032.18	16,515.00	4,112.69	4,112.69
PL & DEVEL CONTR SERV	7,500.00	7,500.00	7,500.00	.00	5,000.00	2,500.00 CR	2,500.00 CR
PL & DEVEL SUPPLIES	2,361.83	2,361.83	2,305.53	56.30	2,390.00	28.17	28.17
PL & DEVELCONF & MEETINGS	5,120.35	5,120.35	4,720.35	400.00	4,000.00	1,120.35 CR	1,120.35 CR
TUITION CHARGE BACK	34,699.91	34,699.91	33,714.64	985.27	25,000.00	9,699.91 CR	9,699.91 CR
CONTINGENCIES		.00	.00	.00	50,000.00	50,000.00	50,000.00
	4,833,247.87	4,833,247.87	4,441,443.60	391,804.27	5,562,923.00	729,675.13	729,675.13

OPERATIONS, BUILDING AND MAINTENANCE FUND

Account	Total Expenditures	To Date	Prev. Mo. To Date	This Mo.	Budget	Unexpended	Unencumbered	
BLDG & MAINT CONTR SERV	48,147.85	48,147.85	44,176.27	3,971.58	49,650.00	1,502.15	1,502.15	
BLDG & MAINT SUPPLIES	57,959.45	57,959.45	52,483.64	5,475.81	50,100.00	7,859.45	7,859.45	CR
MAINT CONF & MEETINGS	1,820.23	1,820.23	1,783.27	36.96	2,000.00	179.77	179.77	
GAS	77,193.54	77,193.54	74,780.50	2,413.04	98,000.00	20,806.46	20,806.46	
ELECTRICITY	212,019.22	212,019.22	180,069.81	31,949.41	261,950.00	49,930.78	49,930.78	
EQUIPMENT	12,519.50	12,519.50	12,519.50	.00	7,950.00	4,569.50	4,569.50	CR
RENTAL CHARGES	.00	.00	.00	.00	1,000.00	1,000.00	1,000.00	
CONTINGENCIES	.00	.00	.00	.00	25,000.00	25,000.00	25,000.00	
	409,659.79	409,659.79	365,797.99	43,861.80	495,650.00	85,990.21	85,990.21	*
<u>PROTECTION, HEALTH & SAFETY</u>								
BLDG IMPROVEMENTS	314,659.81	314,659.81	264,911.81	49,748.00	322,751.00	8,091.19	8,091.19	
	314,659.81	314,659.81	264,911.81	49,748.00	322,751.00	8,091.19	8,091.19	*
<u>BUILDING BOND PROCEEDS</u>								
SITE IMPROVEMENT	.00	.00	.00	.00	50,000.00	50,000.00	50,000.00	
BLDG IMPROVEMENTS	.00	.00	.00	.00	100,000.00	100,000.00	100,000.00	
DATA PROC HIGH TECH EQUIP GRANT	7,469.00	7,469.00	7,469.00	.00	.00	7,469.00	7,469.00	CR
INSTR EQUIPMENT	.00	.00	.00	.00	50,000.00	50,000.00	50,000.00	
SERVICE EQUIPMENT	.00	.00	.00	.00	75,000.00	75,000.00	75,000.00	
OTHER CAPITAL OUTLAY	.00	.00	.00	.00	5,000.00	5,000.00	5,000.00	
	7,469.00	7,469.00	7,469.00	.00	80,000.00	72,531.00	72,531.00	*
<u>LIABILITY, PROTECTION, & SETTLEMENT</u>								
WORKERS COMP	27,335.36	27,335.36	27,426.10	90.74	CR 48,000.00	20,664.64	20,664.64	
UNEMPLOYMENT COMP	12,057.64	12,057.64	12,150.16	92.52	CR 22,000.00	9,942.36	9,942.36	
MEDICARE	15,712.52	15,712.52	13,954.16	1,758.36	20,000.00	4,287.48	4,287.48	
TORT LIABILITY	53,634.75	53,634.75	53,634.75	.00	80,000.00	26,365.25	26,365.25	
	108,740.27	108,740.27	107,165.17	1,575.10	170,000.00	61,259.73	61,259.73	*

AUDIT FUND

Account	Total Expenditures	To Date	Prev. Mo. To Date	This Mo.	Budget	Unexpended	Unencumbered
AUDIT COSTS	18,855.00	18,855.00	18,855.00	.00	20,300.00	1,445.00	1,445.00
	18,855.00 *	18,855.00 *	18,855.00 *	.00 *	20,300.00 *	1,445.00 *	1,445.00 *

REVENUE REPORT

EDUCATION FUND

Account	Total Receipts	To Date	Prev. Mo.	This Mo.	Budget	Unexpended	Unencumbered
1988 TAXES	788,720.74	788,720.74	787,713.44	1,007.30	790,738.00	2,017.26	2,017.26
1989 TAXES	.00	.00	.00	.00	790,738.00	790,738.00	790,738.00
BACK TAXES	412.15	412.15	412.15	.00	.00	412.15	412.15 CR
IN LIEU OF TAXES	549.54	549.54	549.54	.00	.00	549.54	549.54 CR
CHARGE BACK REVENUE	17,460.34	17,460.34	10,982.98	6,477.36	16,000.00	1,460.34	1,460.34 CR
STATE APPORTIONMENT	1,554,727.19	1,554,727.19	1,166,045.40	388,681.79	1,554,727.00	.19	.19 CR
STATE EQUALIZATION	348,111.00	348,111.00	262,824.75	85,286.25	350,433.00	2,322.00	2,322.00
ADVANCED TECH GRANT	.00	.00	35,768.25	35,768.25	CR 47,691.00	47,691.00	47,691.00
REG VOC ED REIMB	56,770.48	56,770.48	37,675.90	19,094.58	100,000.00	43,229.52	43,229.52
VOC ED EQUIP REIMB	.00	.00	.00	.00	21,718.00	21,718.00	21,718.00
FEDERAL WORK STUDY	162,439.54	162,439.54	133,998.71	28,440.83	172,715.00	10,275.46	10,275.46
OTHER FEDERAL SOURCES	758.00	758.00	758.00	.00	6,000.00	5,242.00	5,242.00
SUMMER TUITION	123,664.44	123,664.44	123,664.44	.00	136,000.00	12,335.56	12,335.56
FALL TUITION	585,000.00	585,000.00	545,000.00	40,000.00	568,000.00	17,000.00	17,000.00 CR
SPRING TUITION	540,000.00	540,000.00	540,000.00	.00	554,000.00	14,000.00	14,000.00
GRAD FEES	4,172.00	4,172.00	3,722.00	450.00	24,000.00	1,772.00	1,772.00 CR
TRANSCRIPT FEES	1,588.00	1,588.00	1,412.00	176.00	1,200.00	388.00	388.00 CR
LAB FEES	2,680.00	2,680.00	2,680.00	.00	34,200.00	31,520.00	31,520.00
PUBLIC SERV INCOME	.00	.00	.00	.00	14,900.00	14,900.00	14,900.00
OTHER FACILITY RENTALS	4,265.37	4,265.37	3,572.15	693.22	8,000.00	3,734.63	3,734.63
INTEREST ON INVESTMENTS	40,257.81	40,257.81	37,930.49	2,327.32	130,000.00	89,742.19	89,742.19
RESTRICTED FUND INCOME	.00	.00	.00	.00	15,000.00	15,000.00	15,000.00
OTHER REVENUE	34,002.78	34,002.78	33,420.48	582.30	47,400.00	13,397.22	13,397.22
OTHER REV COMPUTER	440.00	440.00	440.00	.00	.00	440.00	440.00 CR
OTHER REV SALARIES	2,949.12	2,949.12	2,346.12	603.00	.00	2,949.12	2,949.12 CR
OTHER REV OVERHEAD	1,237.61	1,237.61	1,237.61	.00	.00	1,237.61	1,237.61 CR
TRANSF FROM BOOKSTORE	175,000.00	175,000.00	175,000.00	.00	175,000.00	.00	.00
	4,445,206.11 *	4,445,206.11 *	3,907,154.41	538,051.70 *	5,536,860.00 *	1,091,653.89	1,091,653.89 *

OPERATIONS, BUILDING & MAINTENANCE

Account	Total Receipts	To Date	Prev. Mo. To Date	This Mo.	Budget	Unexpended	Unencumbered
1988 TAXES	94,157.57	94,157.57	94,034.23	123.34	96,825.00	2,667.43	2,667.43
1989 TAXES		.00		.00	96,825.00	96,825.00	96,825.00
BACK TAXES	50.47	50.47	50.47	.00		50.47 CR	50.47 CR
IN LIEU OF TAXES	67.28	67.28	67.28	.00		67.28 CR	67.28 CR
REPL OF CORP PERS PROP TAX	228,856.95	228,856.95	228,856.95	.00	234,600.00	5,743.05	5,743.05
INTEREST ON INVESTMENTS	38,397.90	38,397.90	35,146.35	3,251.55	10,000.00	28,397.90 CR	28,397.90 CR
OTHER REVENUE	9,706.45	9,706.45	10,413.02	706.57	CR 12,500.00	2,793.55	2,793.55
	371,236.62	371,236.62	368,565.30	* 2,668.32	* 50,750.00	* 79,513.38	* 79,513.38 *

PROTECTION, HEALTH & SAFETY

1988 TAXES	156,305.00	156,305.00	156,100.44	205.16	161,375.00	5,069.40	5,069.40
1989 TAXES		.00		.00	161,375.00	161,375.00	161,375.00
BACK TAXES	83.94	83.94	83.94	.00		83.94 CR	83.94 CR
IN LIEU OF TAXES	111.92	111.92	111.92	.00		111.92 CR	111.92 CR
INVESTMENT INCOME	2,664.84	2,664.84	2,613.07	251.77	1.00	2,663.84 CR	2,663.84 CR
	159,366.30	159,366.30	158,909.37	* 456.93	* 22,751.00	* 163,364.70	* 163,364.70 *

BUILDING BOND PROCEEDS

STATE GRANTS		.00		.00	1.00	1.00	1.00
FEDERAL GRANTS		.00		.00	1.00	1.00	1.00
INVESTMENT INCOME	71,700.73	71,700.73	51,932.42	19,768.31	50,000.00	21,700.73 CR	21,700.73 CR
	71,700.73	* 71,700.73	* 51,932.42	* 19,768.31	* 50,002.00	* 21,693.73 CR	* 21,693.73 CR

WORKING CASH FUND

INVESTMENT INCOME	201,669.67	201,669.67	184,370.53	17,499.34	1,000.00	200,869.67 CR	200,869.67 CR
	201,669.67	* 201,669.67	* 184,370.53	* 17,499.34	* 1,000.00	* 200,869.67 CR	* 200,869.67 CR


LIABILITY, PROTECTION, & SETTLEMENT


1988 TAXES	105,279.86	105,279.86	105,199.01	60.85	107,799.00	2519.14	2519.14	
1989 TAXES		.00		.00	107,799.00	107,799.00	107,799.00	
BACK TAXES	56.19	56.19	56.19	.00		56.19	56.19	CR
IN LIEU OF TAXES	74.91	74.91	74.91	.00		74.91	74.91	CR
INTEREST ON INVESTMENTS	8,620.55	8,620.55	7,842.62	777.93	1,000.00	7,620.55	7,620.55	CR
	114,031.51	* 114,031.51	* 113,172.73	* 858.78	* 216,598.00	* 102,566.49	* 102,566.49	*

AUDIT FUND

1988 TAXES	9,315.23	9,315.23	9,307.72	7.51	10,005.00	669.77	669.77	
1989 TAXES		.00		.00	10,005.00	10,005.00	10,005.00	
BACK TAXES	5.21	5.21	5.21	.00		5.21	5.21	CR
IN LIEU OF TAXES	6.97	6.97	6.97	.00		6.97	6.97	CR
INTEREST ON INVESTMENTS	1,381.35	1,381.35	1,274.09	107.26	290.00	1,091.35	1,091.35	CR
	10,708.76	* 10,708.76	* 10,593.99	* 114.77	* 20,300.00	* 9,591.24	* 9,591.24	*

SAUK VALLEY COMMUNITY COLLEGE

APPROVED BY 

PRESIDENT


SECRETARY
DATE 6/27/90