

SAUK VALLEY COMMUNITY COLLEGE BOARD OF TRUSTEES MEETING
Third Floor Board Room August 26, 1991 7:00 p.m.

- A. Call to Order
- B. Roll Call
- C. Communication from Visitors
- D. Approval of Minutes
- E. President's Report
 - 1. Enrollment
 - 2. NCA Visit Reminder - October 28-30
 - 3. Reception for New Staff - August 29
 - 4. Reception/Dinner - September 19
 - 5. Endowment Challenge Grant - \$579,319.49
 - 6. Policies of the Month - 616.01 - 623.01
- F. Financial Reports and Actions
 - 1. Treasurer's Report
 - 2. Bills Payable
 - 3. Payroll
 - 4. Budget Report
 - 5. Spring 1991 Tuition Income Report
 - 6. Equalized Assessed Valuation Report
 - 7. Bookstore Report
 - 8. College Van Bid
 - 9. Tentative Budget - 1991-92
- G. Executive Session
- H. Personnel Recommendations
 - 1. Instructional Appointment
 - 2. Part-time Faculty
 - 3. Counselor Appointments
 - 4. Leaves of Absence
- I. Other Actions
 - 1. Affirmative Action Plan and Policy
(Second Reading)
 - 2. Resolution
 - 3. RAMP
 - 4. Executive Session Minutes Review
- J. Reports
 - 1. Student Trustee
 - 2. ICCTA Representative
 - 3. Foundation Liaison
 - 4. Board Chair
- K. Time of Next Meeting

Monday, September 30, 1991 - 7:00 p.m.

SAUK VALLEY COMMUNITY COLLEGE BOARD OF TRUSTEES MEETING MINUTES

August 26, 1991

The Board of Trustees of Sauk Valley Community College met in regular meeting at 7 p.m. on Monday, August 26, 1991 in the third floor Board Room of Sauk Valley Community College, 173 Illinois Route #2, Dixon, Illinois.

Call to Order: Chair Simpson called the meeting to order at 7 p.m. and the following members answered roll call:

Edward Andersen	Thomas Densmore
Richard Groharing	Joseph McDonald
William Yemm	William Simpson

Absent: B.J. Wolf Steve Franklin

SVCC Staff: President Richard L. Behrendt
Vice President Ronald Appuhn
Vice President Karen Kylen
Vice President John Sagmoe
Vice President Virginia Thompson
Director Bobbi McBride
Secretary to the Board Marilyn Vinson

Minutes: It was moved by Member Andersen and seconded by Member Densmore that the Board approve the minutes of the July 29 meeting with the notation that Members Andersen and Densmore abstained from voting on the part-time instructors and that Richard Groharing also attended the ICCTA Annual Meeting in Chicago. In a roll call vote, all voted aye. Motion carried.

President's Report: President Behrendt reported that six candidates have filed for the three six-year Trustee terms - Joe McDonald of Nelson, Patricia Smith of Dixon, Ed Andersen of Sterling, Margaret Tyne of Dixon, Thomas Densmore of Sterling, and Dean Metz of Manlius, that Fall enrollment was up 4.8% from last year at this time, and that the North Central evaluation team would likely have a dinner meeting with the Board on October 28, attend the Board meeting, and meet privately with the Board after the meeting.

Dr. Behrendt also reported that there would be a new staff reception on August 29, that a Retirement Reception and Board dinner would be held on September 19 for Bob Edison, and that the balance in the Endowment Challenge Grant fund was \$579,319.49.

Treasurer's
Report:

It was moved by Member McDonald and seconded by Member Yemm that the Board approve the Treasurer's Report as presented. In a roll call vote, all voted aye. Motion carried.

Bills Payable:

It was moved by Member Groharing and seconded by Member Andersen that the Board approve bills in the following amounts:

Educational Fund	\$320,209.69
Operations/Maintenance	31,915.00
Protection/Health	22,959.95
Liability	6,356.47

In a roll call vote, all voted aye. Motion carried.

Payroll:

It was moved by Member Groharing and seconded by Member Andersen that the Board approve the payroll of July 31 in the amount of \$189,942.66 and the payroll of August 15 in the amount of \$131,076.58. In a roll call vote, all voted aye. Motion carried.

Information
Items:

The Spring 1991 Tuition Income Report, the Equalized Evaluation Report, and the SVCC Bookstore Report were presented as information items.

College Van
Bids:

It was moved by Member Andersen and seconded by Member Groharing that the Board accept the low bid of Walnut Ford Center for a 1992 Ford E350 Club Wagon in the amount of \$17,700 to be paid from Foundation funds. In a roll call vote, all voted aye. Motion carried.

Tentative Budget:	The tentative budget for 1991-92 was discussed. It was moved by Member Groharing and seconded by Member Densmore that the Board approve the tentative budget as presented so it can be made available for public inspection with the public hearing and final action to be taken at the September 30 meeting. In a roll call vote, the following was recorded: Ayes - Members Andersen, Densmore, Groharing, Yemm and Simpson. Nays - Member McDonald. Motion carried.
Executive Session:	At 8:25 p.m. it was moved by Member Yemm and seconded by Member Densmore that the Board adjourn to executive session to discuss the appointment, employment or dismissal of an employee. In a roll call vote, all voted aye. Motion carried.
Regular Session:	The Board returned to regular session at 8:35 p.m.
Instructional Appointment:	It was moved by Member Andersen and seconded by Member McDonald that the Board approve the appointment of Suzanne McLaughlin to a temporary Title III English position at the Step I Instructor level at an annual salary of \$20,896, effective August 23, 1991. In a roll call vote, all voted aye. Motion carried.
Part-time Instructors:	It was moved by Member Groharing and seconded by Member Densmore that the Board approve the attached list of part-time faculty for the 1991-92 school year. In a roll call vote, all voted aye. Motion carried.
Counselor Appointments:	It was moved by Member Yemm and seconded by Member Groharing that the Board approve the appointment of Kenneth T. Ballom to a 12-month temporary contractual counseling position of Title IV Student Support Services Transfer Counselor at an annual salary of \$25,075, effective of September 1, 1991;

and the appointment of Daniel J. Thompson to a 12-month temporary contractual counseling position of Title III Student Retention Counselor at an annual salary of \$25,075, effective September 1, 1991. In a roll call vote, all voted aye. Motion carried.

Leaves of
Absence:

It was moved by Member Andersen and seconded by Member Densmore that the Board approve leaves of absence for Thomas Breed and Michael Hustad from their full-time counseling positions in order to continue their temporary Title III duties from October 1, 1991 through September 30, 1992. In a roll call vote, all voted aye. Motion carried.

Affirmative
Action:

It was moved by Member Andersen and seconded by Member Groharing that the Board approve for second reading the Affirmative Action Plan and Policy. In a roll call vote, all voted aye. Motion carried.

ACCT Delegate:

It was moved by Member Andersen and seconded by Member McDonald that the Board approve the appointment of Richard Groharing as a voting delegate to the Annual ACCT Convention in Biloxi, Mississippi. In a roll call vote, all voted aye. Motion carried.

RAMP:

It was moved by Member Yemm and seconded by Member Andersen that the Board approve the annual Resource Allocation and Management Plan (RAMP) document to be sent to the Illinois Community College Board. In a roll call vote, all voted aye. Motion carried.

Executive
Session Minutes:

It was moved by Member Densmore and seconded by Member Groharing that the Board approve the attached list of executive session minutes to be kept confidential at this time. In a roll call vote, all voted aye. Motion carried.

Reports:

ICCTA representative Groharing gave an update on the ICCB funding committee and reminded the Board of the ICCTA meeting to be held in Peoria on September 13 and 14.

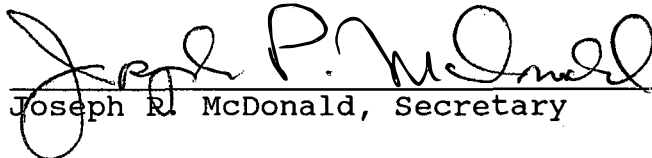
Foundation liaison Yemm reported that the Foundation had decided to increase the donation to the Honors Program from \$1,000 to \$2,000 per semester. He said that a committee had been formed to review the by-laws and that the Foundation had been successful in recruiting new directors.

Adjournment:

Since the scheduled business was completed, it was moved by Member Densmore and seconded by Member Yemm that the Board adjourn. The next regular meeting will be at 7 p.m. on September 30, 1991 in the third floor Board Room. In a roll call vote, all voted aye. Motion carried.

The meeting adjourned at 9:05 p.m.

Respectfully submitted:



Joseph R. McDonald, Secretary

616.01 Disciplinary Valley Community
College Procedures for Sauk

A. Purpose Scope
and

The Sauk Valley Community College disciplinary procedures are hereby implemented and shall be executed to afford any student charged with a violation of such code to a full and fair hearing to be held in such manner to guarantee fundamental fairness and due process. This procedure excludes academic irregularities as outlined by the official college catalog.

B. Disciplinary
Grounds for Action

The following are grounds for the imposition of disciplinary action:

Misrepresentation

a. Knowingly furnishing false information to the College; and/or

b. Forgery, alteration, mutilation, or unauthorized use of College documents, records, or identification;

Obstruction or disruption of teaching, research, administration, disciplinary procedures, or other college approved student activities or events;

Physical abuse to any person on college owned or controlled property or at any college sponsored or supervised functions;

Conduct which threatens or endangers the health or safety of any person on college owned property; wrongly restrains or restricts the freedom of movement of any person on college owned or controlled property or at any college sponsored functions;

Theft of or damage to property

a. On campus - occurring to students, college employees, or visitors; and/or

b. Off campus - college owned property;

Unauthorized entries to college facilities or use of college owned supplies or equipment;

Use, possession, or distribution of narcotics, controlled substance, or dangerous drugs as defined by law on college owned or controlled property or at college approved functions;

Use, possession, or distribution of alcoholic beverages on college controlled property;

Violation of written college policies or posted campus regulation; and/or

Violation of any state or federal statute such as gambling, sanitation code, etc., on college controlled property or at college approved functions.

C. Types of Disciplinary Actions

The following are types of disciplinary action which may be imposed.

Reprimand - A verbal reprimand given in a disciplinary conference with the Vice President of Student Services. No record is made in the student's confidential file.

Disciplinary letter - Following a disciplinary conference with the Vice President of Student Services, a letter is sent to the student and a copy is filed in the individual's confidential file. This letter shall invite the student to confer with the college regarding the problem. No reference will be made in the student's permanent record that he/she has received a disciplinary letter, nor shall this disciplinary letter be used as part of his/her transcripts or credentials.

Disciplinary probation - Disciplinary probation consists of the removal of the student from all college organization offices and denial to him/her of the privilege of participating in all college and student sponsored activities, including public performances of any one or more of the foregoing. The term of disciplinary probation shall be not less than one school month nor longer than four school months. When a student is placed on disciplinary probation by the Vice President of Student Services, the Vice President shall notify the appropriate administrative personnel and all extra-curricular advisors. A student on disciplinary probation is subject to suspension for any further disciplinary referrals.

Temporary suspension - Temporary suspension consists of the temporary removal of the student from the college for both academic and extra-curricular activity purposes during the limited time necessary to complete the investigation and prosecution of the disciplinary action of suspension.

Temporary suspension shall be imposed when deemed necessary for the protection of the safety and welfare of the college or the students thereof. Action leading to a temporary suspension may be initiated by any staff or faculty member authorized by the President of the college. The person invoking a temporary suspension must file a written complaint with the Vice President of Student Services. Upon filing with the Vice President of Student Services of the written complaint, the Vice President of Student Services shall promptly file a notice of disciplinary action. A preliminary hearing shall be held within two school days by the Student Review Board. Purpose of the preliminary hearing shall be to determine whether the immediate suspension shall remain in force until the conclusion of the investigation and the presentation of charges under Policy 619.01.

Disciplinary suspension - Disciplinary suspension consists of the removal of the student from his enrollment in college for both academic and extra-curricular activity purposes for not less than five school days. Special provisions may be made by the Vice President of Student Services shall notify all appropriate college personnel whenever a suspension takes place.

Expulsion - Expulsion consists of the permanent and unconditional removal of the student from the college. The term "Expelled by the action of the Board of Trustees" and the date shall be entered on the student's permanent record.

617.01 Disciplinary Authority

It shall be the responsibility of the Vice President of Student Services to enforce college disciplinary policy, maintain adequate records, and to discipline students in the manner prescribed herein. A confidential file shall be maintained by the Vice President of Student Services for the purpose of recording actions taken in regard to Section 615.01. No reference will be made in the student's permanent record that he/she received disciplinary action, nor shall this disciplinary action be used as part of his/her transcript or credentials. This confidential file shall be destroyed one year after the individual terminates his/her attendance at Sauk Valley Community College.

2/12/79

3/23/87

618.01 Student Review Board

The Student Review Board shall be a subcommittee of the Student Services College Committee and shall be composed of four full-time students and four full-time faculty members. The Student Senate shall conduct the election of the four student members in the fall semester of each year. The Student Services Committee shall appoint the four faculty representatives to the Student Review Board at the first meeting of the fall semester.

All vacancies shall be filled by a 2/3 majority vote of all members of the Student Review Board. The Board shall designate one student member and one faculty member to act as co-chairs. All action taken by the Student Review Board under these procedures shall be taken by majority of the members present. A quorum shall consist of five members present. No member of the Board who was not present at all hearings during the appeal shall vote upon such appeal except with the consent of the appellant, the Vice President of Student Services, and the Student Review Board and any minority opinions of the Student Review Board shall be transmitted to the student charged, to the Vice President of Student Services, and the President of the College for their subsequent action. If either party or the President deems it necessary, an appeal may be submitted to the Board of Trustees for final action. An appeal shall be submitted to said Board of Trustees if a majority of the members of the Student Review Board are unable to agree upon a decision.

3/23/81

3/23/87

619.01 Initiation of Discipline

When action proposing disciplinary suspension or expulsion is initiated, the Vice President of Student Services shall file with the President of the College and the Co-chairs of the Student Review Board a notice of intended disciplinary action. Written notice to the student involved shall be served by certified mail, addressed to his/her usual place of abode. The notice shall include or contain the following:

- a. A copy of these policies;
- b. Specific factual allegations of misconduct and reference to any specific rules which the facts, as alleged, violate;
- c. The possible disciplinary action that could be awarded;
- d. If suspension is to be imposed, notification thereof, and of the reasons thereof; and
- e. An appeals form. An appeal is initiated by filing a completed and signed appeals form with the Vice President of Student Services, either personally or by certified mail.

620.01 Appeal

The student or his/her parent or guardian, if the student is a minor, may appeal the proposed disciplinary action to the Student Review Board by filing a completed form with the Vice President of Student Services not later than five school days after service of the notice of intended disciplinary action upon the student. If no appeal is perfected, the matter of discipline shall be acted upon by the Vice President of Student Services.

2/12/79

621.01 Hearing by the Student Review Board

If the student or his/her parent or guardian files an appeal to the notice of intended disciplinary action in the manner described, the Student Review Board shall conduct a hearing upon the charges contained in the notice of disciplinary action. The hearing shall be closed to all parties except the appellant, his/her counsel, his/her parents if he/she is a minor, and the Vice President of Student Services. The student involved or his/her predesignated representatives, shall be given not less than five school days advance written notice from the Student Review Board of the time, date, and place of said hearing. This will not prohibit the parties and the Student Review Board from agreeing upon an earlier time, date, and place for any hearing. The hearing will be an inquiry into the question of whether the alleged act giving rise to the recommended action did in fact occur, and if so, what action shall be imposed. The student must be afforded an opportunity to inspect any affidavit or other evidence that the institution intends to submit against him/her. He/she shall also be provided with a list of witnesses and copies of any statements or complaints they have made. The appellant or the Vice President of Student Services may request the removal for legitimate cause of any member of the Student Review Board. The replacement will be in accordance with Policy 618.01. During the hearing, the Vice President of Student Services shall present evidence in support of the charges contained in the notice of disciplinary action. The student shall have the right to present evidence, including witnesses, contesting or explaining those charges.

622.01 Decision by the College President

The decision of the Student Review Board, and any minority opinions of the Student Review Board, shall be transmitted to the Vice President of Student Services and the President of the College for their subsequent action. If the College President deems it necessary, the appeal may be submitted to the Board of Trustees for final action.

2/12/79

623.01 Action by the Board of Trustees

A full record of all Student Review Board proceedings which are referred to the Board of Trustees for decision shall be presented to the Board in advance thereof. The decision of the Board shall be based upon the record and evidence presented by the Student Review Board. The decision of the Board shall be final, and any discipline imposed shall take effect from and after the date of said decision.

2/12/79

For Board Meeting
of August 26, 1991

Agenda Item F-5

SPRING 1991 TUITION INCOME REPORT

The attached report on Spring 1991 Tuition Income is
submitted as an information item.



SAUK VALLEY
COMMUNITY
COLLEGE

173 IL Rt. 2, Dixon, IL 61021 • 815/288-5511

MEMORANDUM

TO: Dr. Behrendt

DATE: July 30, 1991

FROM: Robert Edison

SUBJECT: Board Meeting August 26, 1991

A handwritten signature in cursive script, likely reading "Bob", positioned between the "FROM" and "SUBJECT" lines.

In accordance with the auditing recommendation for past years, I am enclosing herein the tuition income financial data for the Spring Semester of 1991.

n
att

cc: Ron Appuhn

NET TUITION RECEIPTS AND DEDUCTIONS

Deductions from Tuition		Spring 1991	Spring 1992	Spring 1993	Spring 1994	Spring 1995	Spring 1996	Spring 1997	Spring 1998
1.	Tuition Refunds	30,435.60							
2.	Employee Waivers	7,145.60							
3.	Bad Debts	7,320.75							
4.	Senior Citizens	1,820.00							
5.	EOG Waivers	0.00							
6.	Achievement Awards	25,834.80							
7.	TOTAL DEDUCTIONS	72,556.75	0.00	0.00	0.00	0.00	0.00	0.00	0.00
8.	Actual Tuition Receipts	606,453.06							
9.	Actual Mid-Term Cr. Hrs.	21,276							
10.	Tuition Rec'd/Mid-Term Cr. Hrs. (Line 8 - 9)	28.50							
11.	Tuition Charged/Cr. Hrs.	28.00							
12.	Variable/Credit Hours	0.50							

.....

Deductions from Tuition		Spring 1983	Spring 1984	Spring 1985	Spring 1986	Spring 1987	Spring 1988	Spring 1989	Spring 1990
1.	Tuition Refunds	23,592.50	30,344.90	18,978.40	16,097.40	21,411.70	16,631.90	21,735.50	19,163.20
2.	Employee Waivers	10,367.20	10,272.00	9,568.00	9,510.80	8,494.00	7,901.60	8,180.80	7,072.80
3.	Bad Debts	1,018.00	2,797.50	1,595.00	(1,440.33)	3,832.19	2,604.52	21,437.17	(3,174.09)
4.	Senior Citizens	35,928.00	37,699.00	46,370.80	37,609.80	33,712.80	43,988.00	9,660.00	2,133.60
5.	EOG Waivers	0.00	0.00	0.00	0.00	0.00	0.00	0.00	0.00
6.	Achievement Awards	5,445.00	9,015.00	8,556.60	10,233.00	8,418.00	21,430.90	27,534.40	23,710.07
7.	TOTAL DEDUCTIONS	76,350.70	90,128.40	85,068.80	72,010.67	75,868.69	92,556.92	88,547.87	48,905.58
8.	Actual Tuition Receipts	600,959.33	537,500.74	509,520.29	475,512.39	542,799.40	529,742.56	529,581.37	563,712.68
9.	Actual Mid-Term Cr. Hrs.	25,260	23,195	20,511	18,663	19,318	19,902	19,396	19,333
10.	Tuition Rec'd/Mid-Term Cr. Hrs. (Line 8 - 9)	23.79	23.17	24.84	25.48	28.10	26.62	27.30	29.15
11.	Tuition Charged/Cr. Hrs.	24.00	24.00	26.00	26.00	28.00	28.00	28.00	28.00
12.	Variable/Credit Hours	(0.21)	(0.83)	(1.16)	(0.52)	0.10	(1.38)	(0.70)	1.15

NET TUITION RECEIPTS AND DEDUCTIONS

Deductions from Tuition	Spring 1975	Spring 1976	Spring 1977	Spring 1978	Spring 1979	Spring 1980	Spring 1981	Spring 1982
1. Tuition Refunds	5,597.20	13,026.00	13,925.80	12,745.60	12,051.00	11,178.00	16,949.00	18,394.00
2. Employee Waivers	2,982.20	4,198.60	6,846.00	6,003.00	6,413.40	8,178.20	4,152.00	6,410.60
3. Bad Debts	529.20	526.00	135.00	3,403.67	4,632.30	(170.60)	2,279.50	6,252.86
4. Senior Citizens	3,302.00	7,669.20	17,235.00	18,738.00	23,794.00	31,920.00	33,687.00	31,334.00
5. EOG Waivers	966.40	1,635.00	1,735.50	1,133.00	2,185.60	0.00	0.00	0.00
6. Achievement Awards	0.00	0.00	0.00	0.00	0.00	0.00	0.00	0.00
7. TOTAL DEDUCTIONS	13,377.00	27,054.80	39,877.30	42,023.27	49,076.30	51,105.60	57,067.50	62,391.46
8. Actual Tuition Receipts	291,089.68	394,271.45	362,901.05	323,344.57	355,866.40	416,588.68	464,998.88	443,221.11
9. Actual Mid-Term Cr. Hrs.	22,394	28,108	26,645	22,970	22,051	22,562	24,612	23,959
10. Tuition Rec'd/Mid-Term Cr. Hrs. (Line 8 - 9)	13.00	14.03	13.62	14.08	16.14	18.46	18.89	18.50
11. Tuition Charged/Cr. Hrs.	13.00	14.00	14.00	15.00	17.00	19.00	19.00	19.00
12. Variable/Credit Hours	(0.00)	0.03	(0.38)	(0.92)	(0.86)	(0.54)	(0.11)	(0.50)

For Board Meeting
of August 26, 1991

Agenda Item F-6

EQUALIZED ASSESSED VALUATION

The attached report on equalized assessed valuation is submitted as an information item.



SAUK VALLEY
COMMUNITY
COLLEGE

173 IL Rt. 2, Dixon, IL 61021 • 815/288-5511

MEMORANDUM

TO: Dr. Behrendt

DATE: August 13, 1991

FROM: Robert Edison

Bob

SUBJECT: Board Meeting, August 26, 1991

As in the past I am enclosing herewith the Equalized Assessed Valuation for Sauk Valley Community College since its inception in 1965. One can readily see that this Equalized Assessed Valuation decreased from 1983 through 1989, but has currently grown very slightly for the 1990 calendar year taxes. Though I would hope that the decline has terminated, I do think caution should be exercised since there are still many and valuable protests from various business assessments which are still pending. In addition to these protests and their possible downward effect on the Equalized Assessed Valuation, I would also indicate that though the Equalized Assessed Valuation increased \$20,809,000 for 1990, it is pertinent to note that \$12,174,000 of that amount was attributable to the annexation of Manlius, though we do have an increase if we deduct Manlius. This increase equals only \$8,635,000 or only 1.35% of the prior year.

n
att

SAUK VALLEY COMMUNITY COLLEGE TAX BREAKDOWN

BREAKDOWN		1985	1986	1987	1988	1989	1990
WHITESIDE COUNTY							
Real Estate	Non-Farm	\$240,142,297	\$237,018,589	\$235,698,813	\$232,508,500	\$242,939,717	\$255,870,020
Real Estate	Farm	93,219,008	89,551,296	71,026,799	65,584,973	61,038,756	57,479,834
Railroad		916,841	1,074,051	585,787	925,642	835,485	946,911
Assessed Valuation		\$334,278,146	\$327,643,936	\$307,311,399	\$299,019,115	\$304,813,958	\$314,296,765
		=====	=====	=====	=====	=====	=====
LEE COUNTY							
Real Estate	Non-Farm	\$148,354,306	\$146,042,279	\$143,631,408	\$147,653,590	\$150,299,126	\$157,856,411
Real Estate	Farm	86,571,800	84,324,593	84,471,647	77,625,284	71,578,795	66,079,175
Railroad		521,538	583,281	224,160	381,267	345,924	575,693
Assessed Valuation		\$235,447,644	\$230,950,153	\$228,327,215	\$225,660,141	\$222,223,845	\$224,511,279
		=====	=====	=====	=====	=====	=====
HENRY COUNTY							
Real Estate	Non-Farm	\$554,907	\$481,456	\$420,295	\$352,259	\$337,230	\$341,116
Real Estate	Farm	1,644,914	1,681,225	1,670,235	1,534,198	1,423,161	1,296,979
Railroad		0	0	0	0	0	0
Assessed Valuation		\$2,199,821	\$2,162,681	\$2,090,530	\$1,886,457	\$1,760,391	\$1,638,095
		=====	=====	=====	=====	=====	=====
BUREAU COUNTY							
Real Estate	Non-Farm	\$12,046,706	\$14,445,040	\$11,425,330	\$10,406,940	\$9,260,980	\$10,542,902
Real Estate	Farm	20,459,627	17,215,410	21,752,242	19,608,970	19,336,740	28,048,900
Railroad		183,537	230,913	17,974	31,827	28,327	144,569
Assessed Valuation		\$32,689,870	\$31,891,363	\$33,195,546	\$30,047,737	\$28,626,047	\$38,736,371
		=====	=====	=====	=====	=====	=====
OGLE COUNTY							
Real Estate	Non-Farm	\$21,662,774	\$26,774,777	\$23,613,595	\$23,694,532	\$22,759,739	\$24,047,012
Real Estate	Farm	28,832,033	24,226,070	27,974,150	26,102,341	24,278,683	22,717,108
Railroad		212,877	261,527	230,287	378,285	377,899	369,868
Assessed Valuation		\$50,707,684	\$51,262,374	\$51,818,032	\$50,175,158	\$47,416,321	\$47,133,988
		=====	=====	=====	=====	=====	=====
CARROLL COUNTY							
Real Estate	Non-Farm	\$17,257,183	\$16,921,423	\$16,148,013	\$15,227,705	\$15,116,577	\$15,709,761
Real Estate	Farm	28,422,270	24,558,850	24,406,993	22,566,720	20,956,011	19,690,099
Railroad		309,874	391,919	410,884	614,257	615,193	621,703
Assessed Valuation		\$45,989,327	\$41,872,192	\$40,965,890	\$38,408,682	\$36,687,781	\$36,021,563
		=====	=====	=====	=====	=====	=====
TOTALS							
Real Estate	Non-Farm	\$440,018,173	\$441,683,564	\$430,937,454	\$429,843,526	\$440,713,369	\$464,367,222
Real Estate	Farm	259,149,652	241,557,444	231,302,066	213,022,486	198,612,146	195,312,095
Railroad		2,144,667	2,541,691	1,469,092	2,331,278	2,202,828	2,658,744
Assessed Valuation		\$701,312,492	\$685,782,699	\$663,708,612	\$645,197,290	\$641,528,343	\$662,338,061
		=====	=====	=====	=====	=====	=====

SAUK VALLEY COMMUNITY COLLEGE TAX BREAKDOWN

BREAKDOWN		1979	1980	1981	1982	1983	1984
Real Estate	Non-Farm	\$300,674,275	\$233,970,294	\$257,218,018	\$271,963,991	\$257,416,149	\$244,832,803
Real Estate	Farm	0	102,428,287	112,741,364	110,243,745	110,426,412	100,657,635
Railroad		473,648	482,179	587,244	627,248	627,675	842,364
Assessed Valuation		\$301,147,923	\$336,880,760	\$370,546,626	\$382,834,984	\$368,470,236	\$346,332,802
		=====	=====	=====	=====	=====	=====
DANE COUNTY							
Real Estate	Non-Farm	\$215,297,649	\$140,211,136	\$144,612,083	\$148,311,973	\$147,984,982	\$146,950,771
Real Estate	Farm	0	92,633,324	102,378,674	105,254,998	104,855,507	96,357,901
Railroad		272,793	277,684	2,443,838	315,537	303,258	448,504
Assessed Valuation		\$215,570,442	\$233,122,144	\$249,434,595	\$253,882,508	\$253,143,747	\$243,757,176
		=====	=====	=====	=====	=====	=====
DELAWARE COUNTY							
Real Estate	Non-Farm	\$2,701,964	\$545,333	\$576,948	\$576,181	\$592,372	\$569,188
Real Estate	Farm	0	2,050,590	2,321,570	2,126,234	1,870,994	1,868,034
Railroad		0	0	0	0	0	0
Assessed Valuation		\$2,701,964	\$2,595,923	\$2,898,518	\$2,702,415	\$2,463,366	\$2,437,222
		=====	=====	=====	=====	=====	=====
JEFFERSON COUNTY							
Real Estate	Non-Farm	\$34,811,462	\$27,754,475	\$12,826,767	\$13,449,126	\$13,068,383	\$13,025,810
Real Estate	Farm	0	11,411,446	30,358,913	26,360,549	23,745,438	23,259,230
Railroad		81,384	81,266	99,856	114,407	125,077	161,557
Assessed Valuation		\$34,892,846	\$39,247,187	\$43,285,536	\$39,924,082	\$36,938,898	\$36,446,597
		=====	=====	=====	=====	=====	=====
KOSCIUSKO COUNTY							
Real Estate	Non-Farm	\$45,029,565	\$19,847,464	\$21,984,958	\$23,070,126	\$21,529,398	\$25,812,621
Real Estate	Farm	0	30,019,029	32,889,946	33,893,244	32,946,894	25,938,290
Railroad		117,808	117,365	133,115	146,094	223,177	261,266
Assessed Valuation		\$45,147,373	\$49,983,858	\$55,008,019	\$57,109,464	\$54,699,469	\$52,012,177
		=====	=====	=====	=====	=====	=====
LINCOLN COUNTY							
Real Estate	Non-Farm	\$34,798,600	\$14,845,769	\$18,504,464	\$18,653,821	\$15,276,762	\$15,749,540
Real Estate	Farm	0	27,043,917	30,348,725	30,468,704	30,090,820	29,525,361
Railroad		136,456	136,148	184,670	211,528	232,186	284,476
Assessed Valuation		\$34,935,056	\$42,025,834	\$49,037,859	\$49,334,053	\$45,599,768	\$45,559,377
		=====	=====	=====	=====	=====	=====
MILWAUKEE COUNTY							
Real Estate	Non-Farm	\$633,313,515	\$437,174,471	\$455,723,238	\$476,025,218	\$455,868,046	\$446,940,733
Real Estate	Farm	0	265,586,593	311,039,192	308,347,474	303,936,065	277,606,451
Railroad		1,082,089	1,094,642	3,448,723	1,414,814	1,511,373	1,998,167
Assessed Valuation		\$634,395,604	\$703,855,706	\$770,211,153	\$785,787,506	\$761,315,484	\$726,545,351
		=====	=====	=====	=====	=====	=====

SAUK VALLEY COMMUNITY COLLEGE TAX BREAKDOWN							
BREAKDOWN	1972	1973	1974	1975	1976	1977	1978

SI DE COUNTY							
Real Estate	\$191,692,700	\$197,073,830	\$228,780,290	\$229,863,152	\$249,600,414	\$255,204,852	\$275,063,671
Personal	33,754,000	37,888,160	41,151,340	40,855,398	41,337,867	37,790,398	46,816,604
Railroad	2,245,141	2,265,766	2,246,028	2,608,059	2,082,442	1,143,469	1,241,688
Assessed Valuation	\$227,691,841	\$237,227,756	\$272,177,658	\$273,326,609	\$293,020,723	\$294,138,719	\$323,121,963
=====							
E COUNTY							
Real Estate	\$133,595,505	\$139,613,384	\$165,134,745	\$168,685,665	\$175,472,420	\$185,886,138	\$198,503,539
Personal	23,550,343	23,706,987	27,371,387	27,342,151	25,793,330	26,666,744	28,803,529
Railroad	1,706,431	1,704,763	1,780,261	1,630,695	1,250,275	1,074,409	1,114,265
Assessed Valuation	\$158,852,279	\$165,025,134	\$194,286,393	\$197,658,511	\$202,516,025	\$213,627,291	\$228,421,333
=====							
NRY COUNTY							
Real Estate	\$1,798,348	\$1,799,855	\$1,806,565	\$1,774,266	\$2,108,785	\$2,125,632	\$2,128,678
Personal	68,991	70,969	70,947	66,930	50,185	86,701	73,787
Railroad	0	0	0	0	0	0	0
Assessed Valuation	\$1,867,339	\$1,870,824	\$1,877,512	\$1,841,196	\$2,158,970	\$2,212,333	\$2,202,465
=====							
EAU COUNTY							
Real Estate	\$25,946,465	\$26,111,235	\$26,470,415	\$26,769,590	\$30,574,430	\$30,078,060	\$31,005,010
Personal	1,888,545	1,704,315	2,027,565	2,129,185	1,974,570	2,126,810	2,848,410
Railroad	419,848	433,598	447,842	344,650	311,262	167,425	181,314
Assessed Valuation	\$28,254,858	\$28,249,148	\$28,945,822	\$29,243,425	\$32,860,262	\$32,372,295	\$34,034,734
=====							
NE COUNTY							
Real Estate	\$26,145,150	\$27,758,540	\$32,335,330	\$32,671,877	\$38,546,550	\$38,551,788	\$41,083,371
Personal	1,426,240	1,440,840	1,881,660	1,853,491	2,373,187	2,511,724	2,603,784
Railroad	433,160	447,185	455,995	375,267	375,246	213,198	229,965
Assessed Valuation	\$28,004,550	\$29,646,565	\$34,672,985	\$34,900,635	\$41,294,983	\$41,276,710	\$43,917,120
=====							
ROLL COUNTY							
Real Estate			\$23,420,875	\$26,437,770	\$30,491,860	\$32,362,605	\$33,475,660
Personal			1,241,390	1,417,755	1,219,775	1,478,495	1,582,700
Railroad			674,589	511,815	495,092	243,036	270,912
Assessed Valuation	\$0	\$0	\$25,336,854	\$28,367,340	\$32,206,727	\$34,084,136	\$35,329,272
=====							
ALS							
Real Estate	\$379,178,168	\$392,356,844	\$477,948,220	\$486,202,320	\$526,794,459	\$544,209,075	\$581,259,929
Personal	60,688,119	64,811,271	73,744,289	73,664,910	72,748,914	70,660,872	82,728,814
Railroad	4,804,580	4,851,312	5,604,715	5,470,486	4,514,317	2,841,537	3,038,144
Assessed Valuation	\$444,670,867	\$462,019,427	\$557,297,224	\$565,337,716	\$604,057,690	\$617,711,484	\$667,026,887
=====							

SAUK VALLEY COMMUNITY COLLEGE TAX BREAKDOWN

BREAKDOWN	1965	1966	1967	1968	1969	1970	1971

OSIDE COUNTY							
Real Estate	\$144,794,300	\$147,312,580	\$157,441,560	\$161,876,570	\$170,646,780	\$171,019,690	\$191,380,450
Personal	47,870,640	51,955,695	54,599,800	58,504,470	62,225,940	48,087,880	45,139,020
Railroad	2,427,962	2,370,682	2,307,075	2,231,649	2,419,225	2,367,223	2,235,851
Assessed Valuation	\$195,092,902	\$201,638,957	\$214,348,435	\$222,612,689	\$235,291,945	\$221,474,793	\$238,755,321
=====							
OSIDE COUNTY							
Real Estate	\$96,989,213	\$105,593,853	\$114,434,056	\$116,417,022	\$119,324,692	\$119,605,602	\$130,955,684
Personal	37,354,175	42,086,370	42,722,270	43,962,500	44,095,940	36,160,760	31,698,761
Railroad	1,789,250	1,923,584	1,864,817	1,788,588	1,794,759	1,920,740	1,731,811
Assessed Valuation	\$136,132,638	\$149,603,807	\$159,021,143	\$162,168,110	\$165,215,391	\$157,687,102	\$164,386,256
=====							
OSIDE COUNTY							
Real Estate	\$1,485,980	\$1,518,410	\$1,620,094	\$1,620,095	\$1,620,095	\$1,640,159	\$1,802,045
Personal	311,560	360,562	428,755	388,357	390,069	357,814	183,173
Railroad	0	0	0	0	1,170	0	0
Assessed Valuation	\$1,797,540	\$1,878,972	\$2,048,849	\$2,008,452	\$2,011,334	\$1,997,973	\$1,985,218
=====							
EAU COUNTY							
Real Estate	\$14,268,250	\$20,061,800	\$22,578,030	\$22,802,140	\$23,006,870	\$22,843,210	\$26,220,480
Personal	3,750,615	5,625,970	5,610,390	5,881,050	5,670,330	4,607,000	3,768,425
Railroad	319,584	485,936	461,823	451,784	441,151	424,104	408,790
Assessed Valuation	\$18,338,449	\$26,173,706	\$28,650,243	\$29,134,974	\$29,118,351	\$27,874,314	\$30,397,695
=====							
EAU COUNTY							
Real Estate	\$18,589,230	\$19,042,285	\$20,890,210	\$21,038,830	\$21,270,070	\$21,334,630	\$26,109,120
Personal	6,466,735	6,860,000	6,718,040	6,822,210	6,993,260	5,346,060	4,089,880
Railroad	446,290	468,640	457,205	459,380	465,355	448,030	429,840
Assessed Valuation	\$25,502,255	\$26,370,925	\$28,065,455	\$28,320,420	\$28,728,685	\$27,128,720	\$30,628,840
=====							
OLL COUNTY							
Real Estate							
Personal							
Railroad							
Assessed Valuation	\$0	\$0	\$0	\$0	\$0	\$0	\$0
=====							
ILLS							
Real Estate	\$276,126,973	\$293,528,928	\$316,963,950	\$323,754,657	\$335,868,507	\$336,443,291	\$376,467,779
Personal	95,753,725	106,888,597	110,079,255	115,558,587	119,375,539	94,559,514	84,879,259
Railroad	4,983,086	5,248,842	5,090,920	4,931,401	5,121,660	5,160,097	4,806,292
Assessed Valuation	\$376,863,784	\$405,666,367	\$432,134,125	\$444,244,645	\$460,365,706	\$436,162,902	\$466,153,330
=====							

For Board Meeting of
August 26, 1991

Agenda Item F-7

BOOKSTORE REPORT

The attached report on the SVCC Bookstore is submitted as an information item.



SAUK VALLEY
COMMUNITY
COLLEGE

173 IL Rt. 2, Dixon, IL 61021 • 815/288-5511

MEMORANDUM

TO: Dr. Behrendt

DATE: August 13, 1991

FROM: Robert Edison *Bob*

SUBJECT: Board Meeting, August 26, 1991

As in past years I am enclosing herein the cumulative financial report on the Sauk Valley Community College Bookstore since its inception in 1967. I am also enclosing the year-end statement for the Bookstore which was previously submitted to the Board of Trustees at its July meeting.

I am quite proud of the results for the College Bookstore and one can readily see that it has been a financial boon to Sauk Valley Community College. It has also been well managed and though it is currently in desperate need for some additional space, I feel sure that the personnel will continue to operate as in the past.

Should there be any questions relative to the attached report, I would be pleased to attempt to answer all inquiries.

n
att

SAUK VALLEY COLLEGE BOOKSTORE

	BOOKS	SUPPLIES	MISC.	PAPERBACKS	USED BOOKS	TOTAL
TOTAL SALES						
1967-68	54,112.03	8,726.11				62,838.14
1968-69	58,675.07	6,378.39	5,800.65	755.35		71,609.46
1969-70	69,730.94	7,000.49	5,670.80	1,058.76		83,460.99
1970-71	73,670.70	8,034.03	6,959.24	1,725.08		90,389.05
1971-72	78,789.79	10,443.88	7,207.20	2,237.95		98,678.82
1972-73	85,106.96	9,860.85	7,415.87	2,554.20		104,937.88
1973-74	97,363.27	9,463.20	7,181.70	2,073.69		116,081.86
1974-75	115,228.26	12,574.16	9,705.54	2,014.23	3,084.77	142,606.96
1975-76	153,254.67	20,886.59	12,495.07	3,201.19	10,070.44	199,907.96
1976-77	160,391.24	19,414.88	12,149.31	4,082.37	9,117.85	205,155.65
1977-78	162,606.05	18,494.33	13,513.36	4,545.68	8,663.46	207,822.88
1978-79	160,348.12	18,781.97	12,495.03	3,975.29	9,473.38	205,073.79
1979-80	168,313.98	22,517.43	13,779.41	6,832.38	11,950.61	223,393.81
1980-81	200,581.18	28,793.35	16,595.47	8,171.70	16,822.02	270,963.72
1981-82	224,019.87	29,012.62	18,178.25	7,876.06	23,423.27	302,510.07
1982-83	273,050.49	36,684.42	22,457.57	7,333.36	23,428.17	362,954.01
1983-84	267,262.25	36,197.25	25,464.51	8,357.62	28,717.77	365,999.40
1984-85	247,452.09	30,047.90	22,164.74	7,559.72	28,095.89	335,320.34
1985-86	242,604.35	31,073.33	27,159.27	6,878.50	30,013.00	337,728.45
1986-87	271,001.30	37,960.36	29,188.69	7,699.78	28,469.28	374,319.41
1987-88	306,593.97	43,792.40	33,033.43	8,094.80	33,755.15	425,269.75
1988-89	352,186.27	46,692.23	34,644.04	8,568.22	43,765.10	485,855.86
1989-90	376,145.60	49,829.77	38,233.20	11,250.15	55,096.98	530,555.70
1990-91	455,518.63	54,137.54	43,224.15	12,673.79	64,896.52	630,450.63

% COST OF GOODS SOLD TO SALES:

6-30-69	79.9%	58.0%	75.9%	63.8%		77.5%
6-30-70	80.6%	74.3%	82.6%	70.4%		80.1%
6-30-71	80.5%	68.7%	71.4%	66.2%		84.7%
6-30-72	80.3%	66.8%	77.2%	71.0%		78.5%
6-30-73	80.5%	61.4%	69.4%	71.9%		77.7%
6-30-74	81.6%	66.2%	73.3%	78.6%		79.8%
6-30-75	81.9%	60.5%	78.8%	69.0%	88.1%	79.7%
6-30-76	79.3%	63.8%	69.4%	86.3%	80.3%	77.2%
6-30-77	80.5%	68.5%	60.3%	102.2%	78.5%	73.8%
6-30-78	78.6%	56.7%	74.1%	100.9%	78.7%	76.9%
6-30-79	79.2%	63.5%	55.2%	88.5%	77.7%	76.4%
6-30-80	78.1%	61.3%	68.2%	91.7%	78.6%	76.3%
6-30-81	79.3%	63.3%	79.1%	68.5%	76.3%	77.3%
6-30-82	79.9%	59.9%	45.4%	96.6%	76.0%	75.4%
6-30-83	77.4%	65.8%	70.7%	84.5%	75.6%	75.8%
6-30-84	81.1%	62.7%	66.7%	91.4%	75.7%	78.1%
6-30-85	79.5%	62.6%	70.6%	71.1%	76.1%	76.9%
6-30-86	79.2%	66.0%	66.5%	75.9%	78.1%	76.8%
6-30-87	79.5%	63.8%	68.1%	77.1%	77.7%	76.8%
6-30-88	80.3%	63.6%	61.5%	77.0%	75.8%	76.7%
6-30-89	78.7%	64.0%	69.2%	78.0%	76.2%	76.4%
6-30-90	78.8%	60.0%	61.5%	62.2%	75.3%	75.1%
6-30-91	79.1%	60.4%	64.8%	71.1%	75.4%	76.0%

	BOOKS	SUPPLIES	MISC.	PAPERBACKS	USED BOOKS	TOTAL
	-----	-----	-----	-----	-----	-----
INVENTORY						
6-30-67						8,073.99
6-30-68	12,255.62	1,823.18	2,632.39	391.50		17,102.69
6-30-69	19,167.93	2,446.45	3,641.63	435.47		25,691.48
6-30-70	22,497.14	2,859.12	3,672.97	757.42		29,786.65
6-30-71	16,552.03	5,346.71	4,247.63	1,147.41		27,293.78
6-30-72	16,071.91	5,263.16	4,256.18	1,226.57		26,817.82
6-30-73	21,545.18	6,608.97	4,186.64	1,945.43		34,286.22
6-30-74	23,595.33	7,715.33	4,942.33	2,080.60		38,333.59
6-30-75	21,700.16	9,687.29	5,501.52	2,125.06		39,014.03
6-30-76	20,710.41	11,830.30	6,062.80	1,935.85		40,539.36
6-30-77	24,170.16	12,456.59	6,602.57	1,978.92		45,208.24
6-30-78	25,209.08	11,437.20	6,246.62	2,555.70		45,448.60
6-30-79	31,337.08	11,796.52	10,468.93	2,754.65		56,357.18
6-30-80	40,843.95	17,669.41	11,891.11	2,935.15		73,339.62
6-30-81	45,367.76	24,003.74	12,870.86	4,181.18		86,423.54
6-30-82	44,969.17	23,905.30	16,301.59	3,914.78		89,090.84
6-30-83	68,648.29	26,196.83	16,161.07	3,585.50		114,591.69
6-30-84	64,192.90	27,311.01	22,293.66	4,352.48		118,150.05
6-30-85	61,433.63	25,449.82	23,999.68	3,339.27		114,222.40
6-30-86	66,265.28	22,331.51	21,327.05	3,020.19		112,944.03
6-30-87	58,327.22	23,924.74	20,908.67	3,246.33		106,406.96
6-30-88	84,284.03	29,560.13	18,252.85	3,908.44		136,005.45
6-30-89	72,342.96	29,518.84	21,920.99	3,612.05		127,394.84
6-30-90	71,638.34	26,435.82	24,080.12	5,579.69		127,733.97
6-30-91	90,823.34	33,424.31	24,835.80	5,630.02		154,713.47

	GROSS PROFIT ON SALES (a)	INVESTMENT & OTHER INCOME	EXPENSES	NET PROFIT
	-----	-----	-----	-----
GROSS & NET PROFIT:				
6-30-68	17,368.70	0.00	9,362.37	8,006.33
6-30-69	19,642.59	0.00	12,974.83	6,667.76
6-30-70	20,715.00	0.00	12,900.41	7,814.59
6-30-71	18,098.43	0.00	11,104.62	6,993.81
6-30-72	21,307.88	0.00	11,523.54	9,784.34
6-30-73	23,471.58	103.75	12,616.21	10,959.12
6-30-74	23,541.49	136.00	14,887.59	8,789.90
6-30-75	29,049.23	60.85	15,795.36	13,314.72
6-30-76	45,791.70	134.20	20,218.67	25,707.23
6-30-77	44,235.54	1,760.27	19,002.44	26,993.37
6-30-78	48,274.44	2,333.64	21,823.57	28,784.51
6-30-79	48,406.33	3,192.68	24,247.69	27,351.32
6-30-80	53,164.82	3,648.35	24,175.86	32,637.31
6-30-81	62,369.97	5,904.40	32,432.38	35,841.99
6-30-82	72,749.45	16,415.72	33,466.61	55,698.56
6-30-83	88,117.65	717.79	43,402.74	45,432.70
6-30-84	80,547.67	337.06	44,463.77	36,420.96
6-30-85	77,679.82	7,196.26	45,668.50	39,207.58
6-30-86	78,781.62	5,489.39	49,497.52	34,773.49
6-30-87	87,048.98	4,840.90	50,847.25	41,042.63
6-30-88	99,272.64	7,289.12	64,905.27	41,656.49
6-30-89	116,025.62	10,146.59	64,914.45	61,257.76
6-30-90	133,323.53	6,349.05	70,453.83	69,218.75
6-30-91	152,663.23	0.00	75,959.79	76,703.44

(a) As per financial reports and includes net sales tax collected and misc. other income

SAUK VALLEY COMMUNITY COLLEGE
PROFIT AND LOSS STATEMENT
JULY 1, 1990 - JUNE 30, 1991

REVENUE:

Textbook Sales	\$455,518.63	
Supply Sales	54,137.54	
Miscellaneous Sales	43,224.15	
Paperback Sales	12,651.04	
Used Book Sales	64,896.52	
Magazine Sales	22.75	
Sales Tax Collected	36,060.77	
Other Income	708.60	
Investment Income	0.00	

Total Revenue		\$667,220.00

COST OF SALES:

Beginning Mds. Inventory 7/1/90	\$127,733.97	
Textbooks Purchased	379,676.87	
Supplies Purchased	39,711.16	
Miscellaneous Purchased	28,775.28	
Paperbacks Purchased	9,036.52	
Used Books Purchased	48,962.19	
Magazines Purchased	21.25	
Sales Tax Paid	35,353.00	
Merchandise Available for Sale	\$669,270.24	
Less ending inventory 6/30/91	154,713.47	
Cost of Goods Sold		\$514,556.77

GROSS PROFIT \$152,663.23

EXPENSES:

Salaries & Wages	\$52,209.82	
Employee Benefits	2,167.09	
Transportation	9,620.76	
Supply Expenses	3,495.34	
Equipment	3,733.95	
Travel Expense	1,861.66	
Telephone	376.65	
Dues & Subscriptions	472.00	
Other Expense	1,569.91	
Over & Under	36.31	
Bad Debts	416.30	
Total Expenses		75,959.79

NET PROFIT \$76,703.44

SAUK VALLEY COLLEGE BOOKSTORE
BALANCE SHEET
JUNE 30, 1991

ASSETS:

Cash in Bank	\$157,403.96	
Petty Cash	1,000.00	
Investments	0.00	
Accounts Receivable - Educational Fund	2,905.24	
Accounts Receivable	18,360.24	
Merchandise Inventory 6/30/91	154,713.47	
Total Assets		\$334,382.91

LIABILITIES:

Accounts Payable - Student Activities	\$1,724.00	
Accounts Payable	2,648.64	
Total Liabilities		\$4,372.64

FUND EQUITY:

Fund Equity 7/1/90	\$280,306.83	
Fund Transfer	(27,000.00)	
Add Net Profit	76,703.44	
Total Fund Equity 6/30/91		\$330,010.27

TOTAL LIABILITIES & FUND EQUITY		\$334,382.91
---------------------------------	--	--------------

For Board Meeting of
August 26, 1991

Agenda Item F-8

COLLEGE VAN BIDS

The college recently advertised for a 15-passenger van and received six bids. Although the funds for this van were donated by the SVCC Foundation (from an anonymous donor), the college followed its regular bidding procedure for the purchase.

RECOMMENDATION: Board approval to accept the low bid of Walnut Ford Center for a 1992 Ford E350 Club Wagon in the amount of \$17,700 to be paid from Foundation funds.



MEMORANDUM

To: Dr. Behrendt Date: August 20, 1991
From: Ron Appuhn *RA* Subject: College Van Bids

After due advertisement, the college received six sealed bids for a new 15-passenger college van. The bid opening information sheet is attached.

The low bid of \$17,700 by Walnut Ford Center for a 1992 Ford E350 Club Wagon (plus trade-in of the college's 1983 Dodge Maxiwagon) meets bid specifications. Included in the bid specifications was a requirement to bid the new van purchase both with and without trade-in of the old van.

The van will be purchased from SVCC Foundation funds as provided by an anonymous donor.

I recommend acceptance of the bid of \$17,700 by Walnut Ford Center for a 1992 Ford E350 Club Wagon with trade-in of the college's 1983 Dodge Maxiwagon.

SAUK VALLEY COMMUNITY COLLEGE

BID OPENING - COLLEGE VAN

August 19, 1991

1:00 p.m. - Business Office

Present for Bid Opening: Ron Appuhn, Nancy Breed, John Sagmoe

<u>NAME OF BIDDER</u>	<u>MODEL</u>	<u>BID WITH TRADE-IN</u>	<u>BID WITHOUT TRADE-IN</u>
Walnut Ford* Center Walnut, IL	1992 Ford E350 Club Wagon	\$17,700.00	\$20,200.00
The New Dixon Motors Dixon, IL	1992 Dodge	18,741.15	19,941.15
Price Motors* Sterling, IL	1991 GMC	No Bid	19,490.00
Sterling Ford Lincoln, Mercury	1992 Ford E350 Club Wagon	No Bid	20,415.50
Don Mullery's* World of Cars Dixon, IL	1992 Ford E350 1991 Ford E350	No Bid No Bid	20,665.00 18,739.00
Ken Nelson Buick,* Pontiac, GMC Dixon, IL	1991 GMC	18,828.36	20,788.36

*Note: Bidder indicated that any rebates at time of delivery would be passed on.

For Board Meeting
of August 26, 1991

Agenda Item F-9

TENTATIVE 1991-92 BUDGET

Attached are comparisons of the 1990-91 budget, 1990-91 actual (unaudited) figures, and the 1991-92 tentative budget, for Board consideration and first reading.

This budget will be available for public display for the next 30 days and final action will be taken at the Monday, September 30 meeting.

RECOMMENDATION: That the tentative budget for 1991-92 be approved and made available for public inspection with the public hearing and final action to be taken at the September 30 meeting.

SAUK VALLEY COMMUNITY COLLEGE
FY 92 OPERATING BUDGET COMPARISONS
August 26, 1991

I. SUMMARY OF TOTAL OPERATING FUNDS COMPARISONS

	FY 91 <u>BUDGET</u>	FY 91 ACTUAL <u>(UNAUDITED)</u>	FY 92 TENTATIVE <u>BUDGET</u>
Beginning Balance	\$1,642,139	\$1,642,139	\$1,648,914
Revenues	6,071,955	6,155,559	6,105,000
Expenditures	<u>(6,573,050)</u>	<u>(6,148,784)</u>	<u>(6,604,000)</u>
Ending Balance	<u>\$1,141,044</u>	<u>\$1,648,914</u>	<u>\$1,149,914</u>

II. TOTAL OPERATING REVENUE COMPARISONS

	FY 91 BUDGET	FY 91 ACTUAL (UNAUDITED)	FY 92 TENTATIVE BUDGET
Local Government:			
Property Taxes	\$1,764,202	\$1,780,110	\$1,828,000
Chargeback Revenue	<u>2,000</u>	<u>4,227</u>	<u>4,000</u>
TOTAL LOCAL GOVERNMENT	<u>1,766,202</u>	<u>1,784,337</u>	<u>1,832,000</u>
State Government:			
State Credit Hour Grants	1,506,931	1,506,835	1,430,625
State Equalization Grant	568,986	568,986	519,282
State Board of Ed			
Voc. Tech. Regular	60,000	76,999	75,000
Voc. Tech. Equipment	28,357	28,357	---
Corp. Pers. Prop. Repl. Tax	225,000	212,200	206,600
Advanced Technology Grant	<u>47,981</u>	<u>---</u>	<u>---</u>
TOTAL STATE GOVERNMENT	<u>2,437,255</u>	<u>2,393,377</u>	<u>2,231,507</u>
Federal Government:			
Federal Work Study	172,198	172,198	---
Other Federal Revenue	<u>6,000</u>	<u>6,760</u>	<u>6,800</u>
TOTAL FEDERAL GOVERNMENT	<u>178,198</u>	<u>178,958</u>	<u>6,800</u>
Student Tuition and Fees:			
Tuition	1,294,000	1,341,135	1,421,700
Fees	40,000	43,735	45,300
Public Service Income	<u>14,900</u>	<u>36,121</u>	<u>34,300</u>
TOTAL STUDENT TUITION & FEES	<u>1,348,900</u>	<u>1,420,991</u>	<u>1,501,300</u>
Other Sources:			
Facilities Revenue	7,000	4,659	5,000
Investment Interest Revenue	267,000	84,743	80,000
Miscellaneous Revenue	67,400	101,494	73,393
Transfer - Working Cash Fund	---	187,000	175,000
Transfer - Auxiliary Fund	<u>---</u>	<u>---</u>	<u>200,000</u>
TOTAL OTHER SOURCES	<u>341,400</u>	<u>377,896</u>	<u>533,393</u>
TOTAL REVENUES	<u>\$6,071,955</u>	<u>\$6,155,559</u>	<u>\$6,105,000</u>

III. EXPENDITURE COMPARISONS

EDUCATION FUND INSTRUCTION	FY 91 BUDGET	FY 91 ACTUAL	FY 92 TENTATIVE BUDGET
<u>Business Education</u>			
Salaries - Full Time	\$ 255,178	\$ 255,178	\$ 284,100
Contractual Services	5,000	4,633	5,000
General Materials & Supplies	14,675	14,343	14,675
Conference & Meeting Expense	1,400	663	1,400
<u>Food Services</u>			
General Materials & Supplies	3,500	2,179	2,500
Conference & Meeting Expense	100	3	100
<u>Agriculture</u>			
General Materials & Supplies	500	467	500
<u>Industrial Education</u>			
Salaries - Full Time	236,495	196,628	253,031
Contractual Services	3,500	2,253	3,000
General Materials & Supplies	18,295	16,908	18,265
Conference & Meeting Expense	1,400	1,198	1,400
<u>Learning Assistance Center</u>			
Salary - Secretarial - Part-time	---	---	4,500
Salaries - Full Time	---	---	26,599
General Materials & Supplies	---	---	200
Conference & Meeting Expense	---	---	200
<u>Human Services</u>			
Contractual Services	100	20	100
General Materials & Supplies	1,150	621	800
Conference & Meeting Expense	300	230	300
<u>Social Science</u>			
Salaries - Full Time	142,527	142,527	152,411
General Materials & Supplies	5,070	3,967	4,320
Conference & Meeting Expense	1,000	1,000	1,000
<u>E.M.T.</u>			
Contractual Services	1,500	1,385	1,500
General Materials & Supplies	400	132	300
Conference & Meeting Expense	50	---	50
<u>Criminal Justice</u>			
Salaries - Full Time	27,719	20,663	28,152
Contractual Services	200	---	200
General Materials & Supplies	1,500	1,063	1,200
Conference & Meeting Expense	600	587	600
<u>Humanities</u>			
Salaries - Full Time	311,184	262,091	300,443
General Materials & Supplies	3,600	4,542	4,500
General Supplies-Title III	5,500	---	---
Conference & Meeting Expense	2,800	2,132	2,800

	FY 91 BUDGET	FY 91 ACTUAL (UNAUDITED)	FY 92 TENTATIVE BUDGET
<u>Art</u>			
Salaries - Full Time	\$ 36,668	\$ 36,668	\$ 39,270
Contractual Services	---	---	400
General Materials & Supplies	1,000	511	600
Conference & Meeting Expense	200	224	200
<u>Music</u>			
Salaries - Full Time	71,323	71,323	76,201
Contractual Services	1,800	615	1,500
General Materials & Supplies	4,168	2,831	4,168
Conference & Meeting Expense	600	599	800
<u>Math Science</u>			
Salaries - Lab Assistant	---	---	16,000
Salaries - Full Time	232,887	232,887	272,515
Contractual Services	100	35	2,000
General Materials & Supplies	13,650	11,982	17,800
Conference & Meeting Expense	1,400	927	1,600
<u>Med. Lab. Technology</u>			
Salaries - Full Time	66,280	65,819	33,531
Contractual Services	7,500	8,230	4,515
General Materials & Supplies	11,805	10,818	11,805
Conference & Meeting Expense	1,040	1,060	1,040
<u>A.D.N.</u>			
Salaries - Full Time	113,079	113,079	121,013
Salaries - Office Staff	17,320	17,320	18,619
Contractual Services	300	261	500
Contractual Services-Title III	14,224	8,943	8,450
General Materials & Supplies	4,560	4,870	6,473
Conference & Meeting Expense	1,450	2,319	1,500
<u>L.P.N.</u>			
Salaries - Full Time	61,390	61,214	65,623
Contractual Services	150	25	500
General Materials & Supplies	2,230	2,043	2,972
Conference & Meeting Expense	600	236	600
<u>Radiologic Technology</u>			
Salaries - Full Time	68,990	69,791	73,622
Contractual Services	4,240	3,644	3,935
General Materials & Supplies	3,395	3,711	4,265
Conference & Meeting Expense	5,050	4,759	5,350
<u>Physical Education</u>			
Salaries - Full Time	61,389	61,389	65,619
Contractual Services	2,200	2,181	2,500
General Materials & Supplies	1,165	1,661	1,214
Conference & Meeting Expense	400	---	400

	FY 91 <u>BUDGET</u>	FY 91 ACTUAL <u>(UNAUDITED)</u>	FY 92 TENTATIVE <u>BUDGET</u>
<u>Nursing Assistant</u>			
Contractual Services	\$ 100	\$ 76	\$ 100
General Materials & Supplies	1,080	1,029	1,130
Conference & Meeting Expense	250	---	250
 <u>Faculty Office & Print Shop</u>			
Salaries - Secretarial	55,319	55,319	58,985
Student Employees (Fac. Off.)	13,000	11,223	---
Student Employees (Print Shop)	5,000	5,637	---
Contractual Services (Fac. Off.)	350	330	345
Contractual Services (Print Shop)	9,300	9,653	10,500
Contractual Unallocated	900	99	---
General Supplies (Print Shop)	1,830	1,756	800
General Supplies (Faculty Off.)	1,450	904	1,400
General Supplies (Inst. Com.)	300	---	300
Travel	---	---	300
 <u>Marketing & Public Relations</u>			
Salaries - Administrative	34,775	34,775	35,000
Salaries - Secretarial	15,000	7,881	18,587
General Materials & Supplies	99,932	94,172	99,780
Conference & Meeting Expense	1,260	1,542	1,730
 <u>Dean of Arts, Social Sciences, and Physical Education</u>			
Salaries - Administrative	47,649	47,649	51,223
Salaries - Instruc. (Part time)	49,000	119,575	125,000
Salaries - Instruc. (Summer)	47,250	52,642	50,000
Salaries - Secretarial	18,091	18,091	19,448
Student Employees	12,000	13,497	---
Contractual Services	500	---	850
General Materials & Supplies	900	962	1,500
Conference & Meeting Expense	2,500	2,705	2,600
 <u>Dean of Business, Technology, and Natural Sciences</u>			
Salaries - Administrative	51,693	51,693	55,570
Salaries - Instruc. (Part time)	130,000	147,507	155,000
Salaries - Instruc. (Summer)	43,000	43,617	45,000
Salaries - Secretarial	19,921	15,503	15,937
Student Employees	15,979	17,758	---
General Materials & Supplies	1,500	1,421	1,500
Conference & Meeting Expense	3,000	2,865	3,500

	FY 91 BUDGET	FY 91 ACTUAL	FY 92 TENTATIVE BUDGET
<u>Dean of Health and Services</u>			
Salaries - Administrative	\$ 45,979	\$ 45,979	\$ 49,427
Instructional Salaries	60,000	24,666	30,000
Coordinators	8,000	6,305	8,000
Salaries - Secretarial	15,069	13,513	15,502
Student Employees	1,570	2,210	
Contractual Services	1,500	3,012	8,300
General Materials & Supplies	3,000	2,861	3,500
Conference & Meeting Expense	2,250	2,273	2,250
<u>Nursing Education</u>			
Salaries - Administrative	34,500	41,764	37,088
Salaries - Instruc. (Part time)	45,000	43,631	45,000
Salaries - Instruc. (Summer)	20,000	13,136	20,000
Student Employees	4,820	3,833	---
Contractual Services	200	---	250
General Materials & Supplies	1,200	958	1,380
Conference & Meeting Expense	1,250	341	1,500
<u>Academic Skills Center</u>			
Salaries - Full Time	70,141	70,141	75,087
General Materials & Supplies	7,050	5,883	7,050
Conference & Meeting Expense	700	1,400	700
<u>Honors Program</u>			
Contractual Services	100	---	100
General Materials & Supplies	400	363	400
Conference & Meeting Expense	250	237	250
<u>Vice President of Instructional Services</u>			
Salaries - Administrative	58,984	58,984	63,408
Salaries - Secretarial	22,948	22,948	24,669
Student Tutors	3,000	1,221	3,000
Student Employees	4,500	3,454	---
Contractual Services	900	894	3,100
General Materials & Supplies	3,700	3,298	2,000
Conference & Meeting Expense	<u>3,000</u>	<u>3,420</u>	<u>3,000</u>
 TOTAL INSTRUCTION	 <u>2,960,636</u>	 <u>2,873,994</u>	 <u>3,142,542</u>

	FY 91 <u>BUDGET</u>	FY 91 ACTUAL <u>(UNAUDITED)</u>	FY 92 TENTATIVE <u>BUDGET</u>
PUBLIC SERVICES			
Public Services			
Salaries	\$ 4,600	\$ 22,683	\$ 24,000
Contractual Services	5,000	6,574	5,000
General Materials & Supplies	<u>5,300</u>	<u>6,864</u>	<u>5,300</u>
TOTAL PUBLIC SERVICES	<u>14,900</u>	<u>36,121</u>	<u>34,300</u>

OPERATION & MAINTENANCE OF PLANT
Operation & Maintenance of Plant

Salaries - Administrative	---	---	33,000
Salaries - Service Staff	443,579	424,926	349,291
Student Employees	82,000	103,834	---
Telephone	<u>67,500</u>	<u>72,506</u>	<u>76,600</u>
TOTAL OPERATION & MAINTENANCE OF PLANT	<u>593,709</u>	<u>601,266</u>	<u>458,991</u>

GENERAL ADMINISTRATION

President's Office

Salaries - Administrative	80,657	80,657	86,908
Salaries - Secretarial	26,280	26,280	27,338
Student Employees	3,484	3,526	---
Contractual Services	100	120	100
General Materials & Supplies	2,000	2,340	2,000
Conference & Meeting Expense	5,500	6,750	6,500
Special Affairs	4,700	4,353	4,500
Other Conference & Meeting Exp.	8,525	8,327	8,525

Vice President of Business Services

Salaries - Administrative	105,779	74,704	112,145
Salaries - Professional	24,594	10,334	25,000
Salaries - Secretarial	96,925	96,997	102,920
Contractual Services	6,500	13,840	5,500
General Materials & Supplies	10,000	7,582	8,500
Conference & Meeting Expense	<u>3,900</u>	<u>3,772</u>	<u>5,000</u>
TOTAL GENERAL ADMINISTRATION	<u>378,944</u>	<u>339,582</u>	<u>394,936</u>

INSTITUTIONAL SUPPORT

Board of Trustees

Salaries - Secretary	---	---	913
Contractual Services	10,000	14,041	2,000
General Materials & Supplies	1,000	984	1,000
Conference & Meeting Expense	5,300	6,712	6,500

	FY 91 BUDGET	FY 91 ACTUAL (UNAUDITED)	FY 92 TENTATIVE BUDGET
<u>Institutional Expenses</u>			
Salaries - Secretarial	\$ 17,852	\$ 18,330	\$ 18,708
Student Employees	5,935	8,523	55,329
Student Employees - Contingency	4,448	4,161	---
Group Medical & Life Insurance	430,000	414,270	518,000
Unallocated Contractual	2,000	974	1,000
Faculty Association Supplies	200	141	200
Postage	51,500	44,220	51,400
Publications/Dues	10,200	11,503	14,000
Recruitment	5,000	8,086	8,000
Advertising	900	1,142	1,200
In-Service Training	7,000	5,538	7,000
Tuition Reimbursement	7,000	9,986	9,800
Curriculum Development	1,000	525	1,000
Medical Examination Fee	---	---	6,000
<u>Capital Outlay</u>			
Equipment (Inc. State)	262,941	203,829	111,256
Projects	---	---	83,344
<u>Tuition Charge-back</u>	25,000	35,481	25,000
<u>Institutional Research</u>			
Contractual Services	3,000	---	1,000
General Materials & Supplies	1,000	492	1,000
<u>Information Systems</u>			
Salaries - Administrative	89,781	74,536	49,549
Salaries - Professional	---	---	40,769
Salaries - Office Staff	33,036	33,036	35,514
Student Employees	6,365	4,801	---
Contractual Services-Admin.	121,100	59,475	147,550
Contractual Services-Educ.	28,450	27,477	29,300
General Supplies-Admin.	15,900	13,285	15,900
General Supplies-Educ.	6,500	5,259	9,500
Conference & Meeting Expense	5,000	2,185	8,500
<u>Vice President of College Advancement</u>			
Salaries - Administrative	46,064	51,641	57,512
Salaries - Secretarial	17,672	17,230	19,948
Contractual Services	3,000	(3)	200
General Materials & Supplies	2,220	1,984	2,600
Conference & Meeting Expense	4,000	3,633	4,000

	FY 91 <u>BUDGET</u>	FY 91 ACTUAL (UNAUDITED)	FY 92 TENTATIVE <u>BUDGET</u>
<u>ACADEMIC SUPPORT</u>			
<u>Learning Resource Center</u>			
Salaries - Instruc. (Summer)	\$ 6,000	\$ ---	\$ 4,500
Salaries - Professional	112,350	111,859	120,315
Salaries - Secretarial	34,608	34,608	36,721
Salaries - Secy - Part time	---	---	5,250
Student Employees	12,809	12,608	---
Contractual Services	13,150	10,780	12,242
Library Supplies	17,050	18,145	19,635
Audio Visual Supplies	6,500	5,934	10,250
Xerox Supplies	1,000	(3,611)	1,000
Library Books	40,000	39,954	42,000
Conference & Meeting Expense	<u>2,390</u>	<u>1,501</u>	<u>2,390</u>
TOTAL ACADEMIC SUPPORT	<u>245,857</u>	<u>231,778</u>	<u>254,303</u>
 <u>STUDENT SERVICES</u>			
<u>Admissions & Records</u>			
Salaries - Administrative	38,048	38,048	40,902
Salaries - Secretarial	66,574	67,055	75,735
Student Employees	10,958	11,449	---
Contractual Services	1,880	1,578	4,280
General Materials & Supplies	14,000	11,864	16,000
Conference & Meeting Expense	2,500	2,202	3,000
 <u>Counseling and Testing</u>			
Salaries - Professional	102,624	96,673	96,489
Salaries - Secretarial	22,591	20,834	20,244
 <u>Health Services</u>			
General Materials & Supplies	100	---	100
 <u>Financial Aid</u>			
Salaries - Administrative	46,092	46,092	49,549
Salaries - Secretarial	35,261	34,190	36,559
 <u>Vice President of Student Services</u>			
Salaries - Administrative	56,007	56,007	60,208
Salaries - Stud. Act. Coord.	---	---	16,644
Salaries - Secretarial	22,842	18,348	19,103
Student Employees	45,100	50,070	---
Other Salaries (Coaching)	38,245	33,705	41,113
Contractual Services	900	771	900
General Materials & Supplies	19,400	20,579	20,210
Conference & Meeting Expense	6,855	7,983	7,900
Student Recruitment	2,500	3,902	4,500
Commencement	<u>7,000</u>	<u>8,305</u>	<u>7,000</u>
TOTAL STUDENT SERVICES	<u>539,477</u>	<u>529,655</u>	<u>520,436</u>

	FY 91 <u>BUDGET</u>	FY 91 ACTUAL (UNAUDITED)	FY 92 TENTATIVE <u>BUDGET</u>
<u>Affirmative Action</u>			
Contractual Services	\$ 100	\$ ----	\$ 100
General Materials & Supplies	300	229	500
Conference & Meeting Expense	300	48	1,000
<u>Provision for Contingencies</u>	<u>43,493</u>	<u>----</u>	<u>3,400</u>
TOTAL INSTITUTIONAL SUPPORT	<u>1,274,557</u>	<u>1,083,754</u>	<u>1,349,492</u>
 TOTAL EDUCATION FUND	 <u>\$6,007,450</u>	 <u>\$5,696,150</u>	 <u>\$6,155,000</u>

	FY 91 BUDGET	FY 91 ACTUAL	FY 92 TENTATIVE BUDGET
OPERATIONS & MAINTENANCE FUND			
<u>OPERATIONS & MAINTENANCE OF PLANT</u>			
Contractual Services	\$ 137,000	\$ 57,840	\$ 59,150
General Materials & Supplies	55,000	71,882	65,000
Conference & Meeting Expense	2,100	1,186	2,200
Gas	89,500	73,505	80,000
Electricity	247,000	226,269	235,000
Equipment	9,000	21,952	5,400
 <u>INSTITUTIONAL SUPPORT</u>			
Rental	1,000	---	---
Provision for Contingencies	<u>25,000</u>	<u>---</u>	<u>2,250</u>
 TOTAL OPERATIONS AND MAINTENANCE FUND	 <u>\$ 565,600</u>	 <u>\$ 452,634</u>	 <u>\$ 449,000</u>
 GRAND TOTAL OPERATING FUNDS	 <u>\$6,573,050</u>	 <u>\$6,148,784</u>	 <u>\$6,604,000</u>

IV. CAPITAL EQUIPMENT

	FY 91 <u>BUDGET</u>	FY 92 TENTATIVE <u>BUDGET</u>
Business Education	\$ 46,470	\$ 44,356
Food Service	2,700	3,100
Industrial Education	61,677	27,571
Humanities	0	8,652
Music	6,770	3,000
Math Science	2,850	23,210
Med. Lab. Technology	2,800	1,300
A.D.N.	1,000	0
L.P.N.	700	250
Radiologic Technology	1,200	3,600
Physical Education	650	420
Faculty Office	804	1,224
Marketing & Public Relations	8,155	4,556
Dean of Arts, Social Sciences & Physical Education	800	750
Dean of Business, Technology & Natural Sciences	0	300
Dean of Health and Community Services	2,000	0
Nursing Education	0	400
Academic Skills	1,350	1,350
Vice President of Instructional Services	900	2,000
Learning Resource Center	21,389	18,631
Admissions and Records	23,125	7,600
Vice President of Student Services	27,706	8,196
President's Office	600	0
Vice President of Business Services	4,900	7,300
Information Systems	9,250	49,081
Vice President of College Advancement	400	1,875
Title III	34,745	0
Buildings and Grounds	<u>9,000</u>	<u>5,400</u>
	<u>\$271,941</u>	<u>\$ 224,122</u>
FY 92 Funding Sources: Advanced Technology Grant	\$ 48,527	
Carl Perkins Grant	58,939	
Operating (Transfer from Bookstore)	<u>116,656</u>	
	\$ 224,122	

Note: The list does not include capital from Title III, Foundation or other restricted sources.



Sauk Valley Community College

**Tentative
BUDGET
1991 - 1992**

STATE OF ILLINOIS
COMMUNITY COLLEGE DISTRICT 506

Annual Budget for Fiscal Year 1992

SAUK VALLEY COMMUNITY COLLEGE
173 Illinois Route 2
Dixon, Illinois 61021-9188

TABLE OF CONTENTS

	<u>Page(s)</u>
Summary of Fiscal Year 1992 Budget by Fund	1
Summary of Fiscal Year 1992 Estimated Revenues (Operating Funds)	2
Summary of Fiscal Year 1992 Operating Budgeted Expenditures	3
Fiscal Year 1992 Budgeted Expenditures	
Education Fund	4-5
Operations and Maintenance Fund	6
Fiscal Year 1992 Budgeted Revenues and Expenditures	
Restricted Purposes Fund	7-8
Audit Fund	9
Liability, Protection and Settlement Fund	10
Working Cash Fund	11
Operations and Maintenance (Restricted) Fund	12
Building Bond Proceeds Fund	13
Auxiliary Fund	14
Fiscal Year 1992 Budgeted Expenditures by Line Item	
Education Fund	15-23
Operations and Maintenance Fund	24

SAUK VALLEY COMMUNITY COLLEGE
SUMMARY OF FISCAL YEAR 1992 BUDGET BY FUND

	General		Revenue					Proprietary Fund	
	Education Fund	Operations & Maintenance Fund	Restricted Purposes Fund	Audit Fund	Liability, Protection & Settlement Fund	Working Cash Fund	Operations & Maintenance (Restricted) Fund	Building Bond Proceeds Fund	Auxiliary Fund
Beginning Balance	\$ 879,553	\$ 769,361	\$	\$ 36,572	\$ 449,379	\$2,565,114	\$ 199,544	\$ 877,056	\$ 430,000
Budgeted Revenues	5,472,400	257,600	2,757,722	24,000	252,000	175,000	334,000	52,000	800,400
Budgeted Expenditures	(6,155,000)	(449,000)	(2,755,087)	(24,000)	(237,000)		(533,544)	(205,000)	(815,050)
Budgeted Transfers to Other Funds						(175,000)			(200,000)
Budgeted Transfers from Other Funds	<u>350,600</u>	<u>24,400</u>	<u> </u>	<u> </u>	<u> </u>	<u> </u>	<u> </u>	<u> </u>	<u> </u>
Budgeted Ending Balance	<u>\$ 547,553</u>	<u>\$ 602,361</u>	<u>\$ 2,635</u>	<u>\$ 36,572</u>	<u>\$ 464,379</u>	<u>\$2,565,114</u>	<u>\$ 0</u>	<u>\$ 724,056</u>	<u>\$ 215,350</u>

The Official Budget, which is accurately summarized in this document, was approved by the Board of Trustees on September 30, 1991.

SAUK VALLEY COMMUNITY COLLEGE
SUMMARY OF FISCAL YEAR 1992 ESTIMATED REVENUES
OPERATING FUNDS

<u>OPERATING REVENUES BY SOURCE</u>	<u>Educational Fund</u>	<u>Operations & Maintenance Fund</u>	<u>Total Operating Fund</u>
Local Government:			
1/2 of 1990 Taxes	\$ 806,000	\$ 99,000	\$ 905,000
1/2 of 1991 Taxes	822,000	101,000	923,000
Chargeback Revenue	<u>4,000</u>	<u>---</u>	<u>4,000</u>
TOTAL LOCAL GOVERNMENT	<u>1,632,000</u>	<u>200,000</u>	<u>1,832,000</u>
State Government:			
ICCB Credit Hour Grants	1,430,625	---	1,430,625
State Equalization Grant	519,282	---	519,282
State Board of Education- Voc. Educ. Regular	75,000	---	75,000
Corporate Personal Property Replacement Taxes	<u>184,000</u>	<u>22,600</u>	<u>206,600</u>
TOTAL STATE GOVERNMENT	<u>2,208,907</u>	<u>22,600</u>	<u>2,231,507</u>
Federal Government:			
Other Federal Revenue	<u>6,800</u>	<u>---</u>	<u>6,800</u>
TOTAL FEDERAL GOVERNMENT	<u>6,800</u>	<u>---</u>	<u>6,800</u>
Student Tuition and Fees:			
Tuition	1,421,700	---	1,421,700
Fees	45,300	---	45,300
Public Service Income	<u>34,300</u>	<u>---</u>	<u>34,300</u>
TOTAL TUITION AND FEES	<u>1,501,300</u>	<u>---</u>	<u>1,501,300</u>
Other Sources:			
Facilities Revenue	---	5,000	5,000
Investment Interest Revenue	50,000	30,000	80,000
Miscellaneous Revenue	73,393	---	73,393
Transfer from Working Cash Fund	156,000	19,000	175,000
Transfer from Auxiliary Fund	<u>194,600</u>	<u>5,400</u>	<u>200,000</u>
TOTAL OTHER SOURCES	<u>473,993</u>	<u>59,400</u>	<u>533,393</u>
TOTAL 1992 BUDGETED REVENUE	5,823,000	282,000	6,105,000
Less Non-Operating Item:			
Tuition Chargeback Revenue	<u>(4,000)</u>	<u>---</u>	<u>(4,000)</u>
ADJUSTED REVENUE	<u>\$5,819,000</u>	<u>\$ 282,000</u>	<u>\$6,101,000</u>

SAUK VALLEY COMMUNITY COLLEGE
SUMMARY OF FISCAL YEAR 1992 OPERATING BUDGETED EXPENDITURES

	EDUCATION FUND	OPERATIONS & MAINTENANCE FUND	TOTAL OPERATING FUND	%
BY PROGRAM				
Instruction	\$3,142,542	\$	\$3,142,542	47.6
Academic Support	254,303		254,303	3.8
Student Services	520,436		520,436	7.9
Public Service	34,300		34,300	.5
Operation & Maint. of Plant	458,991	446,750	905,741	13.7
General Administration	394,936		394,936	6.0
Institutional Support			742	20.5
TOTAL 1991-92 BUDGETED EXPENDITURES	6,155,000	449,000	6,604,000	100.0%
Less Non-Operating Item: Tuition Chargeback				
ADJUSTED EXPENDITURES				

BY OBJECT				
Salaries	\$4,494,356	\$	\$4,494,356	68.0
Employee Benefits	533,800		533,800	8.1
Contractual Services	258,367	59,150	317,517	4.8
Gen. Materials & Supplies	452,542	65,000	517,542	7.8
Conf. & Meeting Expense	109,235	2,200	111,435	1.7
Utilities	76,700	315,000	391,700	5.9
Capital Outlay	111,256	5,400	116,656	1.8
Other	32,000		32,000	.5
Provision for Contingency	3,400	2,250	5,650	.1
Projects				1.3
TOTAL 1991-92 BUDGETED EXPENDITURES	6,155,000	449,000	6,604,000	100.0%
Less Non-Operating Item: Tuition Chargeback				
ADJUSTED EXPENDITURES				

SAUK VALLEY COMMUNITY COLLEGE
FISCAL YEAR 1992 BUDGETED EXPENDITURES
EDUCATION FUND

INSTRUCTION	<u>APPROPRIATIONS</u>	<u>TOTALS</u>
Salaries	\$2,832,180	
Contractual Services	49,195	
General Materials & Supplies	225,747	
Conference & Meeting Expense	<u>35,420</u>	\$3,142,542
 ACADEMIC SUPPORT		
Salaries	166,786	
Contractual Services	12,242	
General Materials & Supplies	72,885	
Conference & Meeting Expense	<u>2,390</u>	254,303
 STUDENT SERVICES		
Salaries	456,546	
Contractual Services	5,180	
General Materials & Supplies	40,810	
Conference & Meeting Expense	10,900	
Other	<u>7,000</u>	520,436
 PUBLIC SERVICE		
Salaries	24,000	
Contractual Services	5,000	
General Mat ri als & Supplies	<u>5,300</u>	34,300
 OPERATIONS & MAINTENANCE OF PLANT		
Salaries	382,291	
Utilities	<u>76,700</u>	\$ 458,991
 GENERAL ADMINISTRATION		
	354,311	
Salaries	5,600	
Contractual Services	10,500	
General Materials & Supplies	<u>24,525</u>	394,936
Conference & Meeting Expense		

SAUK VALLEY COMMUNITY COLLEGE
FISCAL YEAR 1992 BUDGETED EXPENDITURES
EDUCATION FUND

	<u>APPROPRIATIONS</u>	<u>TOTALS</u>
INSTITUTIONAL SUPPORT		
Salaries	\$ 278,242	
Employee Benefits	533,800	
Contractual Services	181,150	
General Materials & Supplies	97,300	
Conference & Meeting Expense	36,000	
Capital Outlay	111,256	
Other	25,000	
Provision for Contingency	3,400	
Projects	<u>83,344</u>	<u>\$1,349,492</u>
GRAND TOTAL		<u>\$6,155,000</u>

SAUK VALLEY COMMUNITY COLLEGE
FISCAL YEAR 1992 BUDGETED EXPENDITURES
OPERATIONS AND MAINTENANCE FUND

	<u>APPROPRIATIONS</u>	<u>TOTALS</u>
OPERATIONS & MAINTENANCE OF PLANT		
Contractual Services	\$ 59,150	
General Materials & Supplies	65,000	
Conference & Meeting Expense	2,200	
Utilities	315,000	
Capital Outlay	<u>5,400</u>	\$ 446,750
INSTITUTIONAL SUPPORT		
Provision for Contingency	<u>2,250</u>	<u>2,250</u>
 GRAND TOTAL		 <u>\$ 449,000</u>

SAUK VALLEY COMMUNITY COLLEGE
FISCAL YEAR 1992 BUDGETED REVENUES AND EXPENDITURES
RESTRICTED PURPOSES FUND

<u>REVENUES</u>	<u>REVENUES</u>	<u>TOTALS</u>
STATE GOVERNMENT		
Department of Corrections - Dixon	\$ 298,807	
ICCB - Dixon Correctional Center	160,918	
ICCB Advanced Technology Grant	48,527	
ICCB Special Population Grant	51,026	
ICCB Economic Development Grant	60,138	
Other State Sources	99,800	
ICCB Retiree Grant	27,457	
Literacy - Project VITAL	<u>45,120</u>	\$ 791,793
FEDERAL GOVERNMENT		
Department of Education	1,824,490	
Other Federal Sources	<u>127,439</u>	1,951,929
OTHER SOURCES		
Miscellaneous Revenue	<u>14,000</u>	<u>14,000</u>
GRAND TOTAL		<u>\$2,757,722</u>

<u>EXPENDITURES</u>	<u>APPROPRIATIONS</u>	<u>TOTALS</u>
INSTRUCTION		
Salaries	\$ 590,430	
Employee Benefits	86,735	
Contractual Services	2,030	
General Materials & Supplies	46,672	
Conference & Meeting Expense	30,115	
Capital Outlay	198,971	
Other	<u>56,032</u>	\$1,010,985

SAUK VALLEY COMMUNITY COLLEGE
FISCAL YEAR 1992 BUDGETED REVENUES AND EXPENDITURES
RESTRICTED PURPOSES FUND

STUDENT SERVICES	<u>REVENUES</u>	<u>TOTALS</u>
Salaries	\$ 286,950	
Employee Benefits	48,848	
Contractual Services	3,951	
General Materials & Supplies	9,432	
Conference & Meeting Expense	9,339	
Capital	25,354	
Other	13,222	
Financial Aid	<u>1,236,296</u>	\$1,633,392
 PUBLIC SERVICES		
Salaries	56,683	
Employee Benefits	9,261	
Contractual Services	7,859	
General Materials & Supplies	5,475	
Conference & Meeting Expense	2,225	
Utilities	<u>1,750</u>	83,253
 INSTITUTIONAL SUPPORT		
Employee Benefits	<u>27,457</u>	<u>27,457</u>
 GRAND TOTAL		 <u>\$2,755,087</u>

SAUK VALLEY COMMUNITY COLLEGE
FISCAL YEAR 1992 BUDGETED REVENUES AND EXPENDITURES
AUDIT FUND

REVENUES	<u>REVENUES</u>	<u>TOTALS</u>
LOCAL GOVERNMENT:		
1/2 of 1990 Taxes	\$ 11,260	
1/2 of 1991 Taxes	<u>11,260</u>	\$ 22,520
OTHER SOURCES:		
Interest Income	<u>1,480</u>	<u>1,480</u>
GRAND TOTAL		<u>\$ 24,000</u>

EXPENDITURES	<u>APPROPRIATIONS</u>	<u>TOTALS</u>
INSTITUTIONAL SUPPORT:		
Contractual Services	<u>\$ 24,000</u>	<u>\$ 24,000</u>
GRAND TOTAL		<u>\$ 24,000</u>

SAUK VALLEY COMMUNITY COLLEGE
FISCAL YEAR 1992 BUDGETED REVENUES AND EXPENDITURES
LIABILITY, PROTECTION, AND SETTLEMENT FUND

<u>REVENUES</u>	<u>REVENUES</u>	<u>TOTALS</u>
LOCAL GOVERNMENT:		
1/2 of 1990 Taxes	\$ 130,000	
1/2 of 1991 Taxes	<u>115,000</u>	\$ 245,000
OTHER SOURCES:		
Interest Income	<u>7,000</u>	<u>7,000</u>
GRAND TOTAL		<u>\$ 252,000</u>

<u>EXPENDITURES</u>	<u>APPROPRIATIONS</u>	<u>TOTALS</u>
INSTITUTIONAL SUPPORT		
Salaries	\$ 67,000	
Employee Benefits	98,000	
Contractual Services	12,000	
Fixed Charges	<u>60,000</u>	<u>\$ 237,000</u>
GRAND TOTAL		<u>\$ 237,000</u>

SAUK VALLEY COMMUNITY COLLEGE
FISCAL YEAR 1992 BUDGETED REVENUES AND EXPENDITURES
WORKING CASH FUND

<u>REVENUES</u>	<u>REVENUES</u>	<u>TOTALS</u>
OTHER SOURCES		
Interest Income	\$ 175,000	\$ 175,000
GRAND TOTAL		<u>\$ 175,000</u>

<u>EXPENDITURES</u>	<u>APPROPRIATIONS</u>	<u>TOTALS</u>
TRANSFERS		
Transfer to Education Fund	\$ 156,000	
Transfer to Operations and Maintenance Fund	<u>19,000</u>	<u>\$ 175,000</u>
GRAND TOTAL		<u>\$ 175,000</u>

SAUK VALLEY COMMUNITY COLLEGE
FISCAL YEAR 1992 BUDGETED REVENUES AND EXPENDITURES
OPERATIONS AND MAINTENANCE (RESTRICTED) FUND

<u>REVENUES</u>	<u>REVENUES</u>	<u>TOTALS</u>
LOCAL GOVERNMENT:		
1/2 of 1990 Taxes	\$ 165,000	
1/2 of 1991 Taxes	<u>168,000</u>	\$ 333,000
OTHER SOURCES:		
Interest Income	<u>1,000</u>	<u>1,000</u>
GRAND TOTAL		<u>\$ 334,000</u>

<u>EXPENDITURES</u>	<u>APPROPRIATIONS</u>	<u>TOTALS</u>
INSTITUTIONAL SUPPORT:		
Capital (Protection, Health and Safety)	<u>\$ 533,544</u>	<u>\$ 533,544</u>
GRAND TOTAL		<u>\$ 533,544</u>

SAUK VALLEY COMMUNITY COLLEGE
FISCAL YEAR 1992 BUDGETED REVENUES AND EXPENDITURES
BUILDING BOND PROCEEDS FUND

<u>REVENUES</u>	<u>REVENUES</u>	<u>TOTALS</u>
OTHER SOURCES		
Interest Income	\$ 52,000	\$ 52,000
GRAND TOTAL		<u>\$ 52,000</u>

<u>EXPENDITURES</u>	<u>APPROPRIATIONS</u>	<u>TOTALS</u>
INSTITUTIONAL SUPPORT		
Capital Expenditures	\$ 205,000	\$ 205,000
GRAND TOTAL		<u>\$ 205,000</u>

SAUK VALLEY COMMUNITY COLLEGE
FISCAL YEAR 1992 BUDGETED REVENUES AND EXPENDITURES
AUXILIARY FUND

<u>REVENUES</u>	<u>REVENUES</u>	<u>TOTALS</u>
STUDENT TUITION AND FEES:		
Student Activity Fee Allocation	\$ 49,000	\$ 49,000
OTHER SOURCES:		
Sales and Service Fees - Bookstore	667,000	
Sales and Service Fees - Child Care	22,200	
Community Services	45,000	
Student Activities	<u>17,200</u>	<u>751,400</u>
GRAND TOTAL		<u>\$ 800,400</u>

<u>EXPENDITURES</u>	<u>APPROPRIATIONS</u>	<u>TOTALS</u>
STUDENT SERVICES:		
Student Activities and Athletics	\$ 135,850	\$ 135,850
PUBLIC SERVICES:		
Community Services	<u>45,000</u>	45,000
INDEPENDENT OPERATIONS		
Bookstore	612,000	
Child Care	<u>22,200</u>	634,200
TRANSFERS	<u>200,000</u>	<u>200,000</u>
GRAND TOTAL		<u>\$1,015,050</u>

SAUK VALLEY COMMUNITY COLLEGE
FISCAL YEAR 1992 BUDGETED EXPENDITURES BY LINE ITEM
EDUCATION FUND

<u>INSTRUCTION</u>	<u>APPROPRIATIONS</u>	<u>TOTALS</u>
Business Education		
Salaries - Full Time	\$284,100	
Contractual Services	5,000	
General Materials & Supplies	14,675	
Conference & Meeting Expense	<u>1,400</u>	\$ 305,175
Food Services		
General Materials & Supplies	2,500	
Conference & Meeting Expense	<u>100</u>	2,600
Agriculture		
General Materials & Supplies	<u>500</u>	500
Industrial Education		
Salaries - Full Time	253,031	
Contractual Services	3,000	
General Materials & Supplies	18,265	
Conference & Meeting Expense	<u>1,400</u>	275,696
Learning Assistance Center		
Salary - Secretarial - Part-time	4,500	
Salaries - Full Time	26,599	
General Materials & Supplies	200	
Conference & Meeting Expense	<u>200</u>	31,499
Human Services		
Contractual Services	100	
General Materials & Supplies	800	
Conference & Meeting Expense	<u>300</u>	1,200
Social Science		
Salaries - Full Time	152,411	
General Materials & Supplies	4,320	
Conference & Meeting Expense	<u>1,000</u>	157,731

	<u>APPROPRIATIONS</u>	<u>TOTALS</u>
E.M.T.		
Contractual Services	\$ 1,500	
General Materials & Supplies	300	
Conference & Meeting Expense	<u>50</u>	\$ 1,850
Criminal Justice		
Salaries - Full Time	28,152	
Contractual Services	200	
General Materials & Supplies	1,200	
Conference & Meeting Expense	<u>600</u>	30,152
Humanities		
Salaries-Full Time	300,443	
General Materials & Supplies	4,500	
Conference & Meeting Expense	<u>2,800</u>	307,743
Art		
Salaries - Full Time	39,270	
Contractual Services	400	
General Materials & Supplies	600	
Conference & Meeting Expense	<u>200</u>	40,470
Music		
Salaries - Full Time	76,201	
Contractual Services	1,500	
General Materials & Supplies	4,168	
Conference & Meeting Expense	<u>800</u>	82,669
Math Science		
Salary - Lab Assistant	16,000	
Salaries - Full Time	272,515	
Contractual Services	2,000	
General Materials & Supplies	17,800	
Conference & Meeting Expense	<u>1,600</u>	309,915
Med. Lab. Technology		
Salaries - Full Time	33,531	
Contractual Services	4,515	
General Materials & Supplies	11,805	
Conference & Meeting Expense	<u>1,040</u>	50,891

	<u>APPROPRIATIONS</u>	<u>TOTALS</u>
A.D. Nursing		
Salaries - Full Time	\$121,013	
Salaries - Office Staff	18,619	
Contractual Services	500	
General Materials & Supplies - Title III	8,450	
General Materials & Supplies	6,473	
Conference & Meeting Expense	<u>1,500</u>	\$ 156,555
L.P. Nursing		
Salaries - Full Time	65,623	
Contractual Services	500	
General Materials & Supplies	2,972	
Conference & Meeting Expense	<u>600</u>	69,695
Radiologic Technology		
Salaries - Full Time	73,622	
Contractual Services	3,935	
General Materials & Supplies	4,265	
Conference & Meeting Expense	<u>5,350</u>	87,172
Physical Education		
Salaries - Full Time	65,619	
Contractual Services	2,500	
General Materials & Supplies	1,214	
Conference & Meeting Expense	<u>400</u>	69,733
Nursing Assistant		
Contractual Services	100	
General Materials & Supplies	1,130	
Conference & Meeting Expense	<u>250</u>	1,480
Faculty Office and Print Shop		
Salaries - Secretarial	58,985	
Contractual Services (Faculty Office)	345	
Contractual Services (Workroom)	10,500	
General Materials & Supplies (Workroom)	800	
General Materials & Supplies (Faculty Office)	1,400	
General Materials & Supplies (Institutional Committees)	300	
Conference & Meeting Expense	<u>300</u>	72,630

	<u>APPROPRIATIONS</u>	<u>TOTALS</u>
Marketing & Public Relations		
Salaries - Administrative	\$ 35,000	
Salaries - Secretarial	18,587	
General Materials & Supplies	99,780	
Conference & Meeting Expense	<u>1,730</u>	\$ 155,097
Dean of Arts, Social Sciences, and Physical Education		
Salaries - Administrative	51,223	
Salaries - Instructional (Part-time)	125,000	
Salaries - Instructional (Summer Session)	50,000	
Salaries - Secretarial	19,448	
Contractual Services	850	
General Materials & Supplies	1,500	
Conference & Meeting Expense	<u>2,600</u>	250,621
Dean of Business, Technology and Natural Sciences		
Salaries - Administrative	55,570	
Salaries - Instructional (Part-time)	155,000	
Salaries - Instructional (Summer Session)	45,000	
Salaries - Secretarial	15,937	
General Materials & Supplies	1,500	
Conference & Meeting Expense	<u>3,500</u>	276,507
Dean of Health and Community Services		
Salaries - Administrative	49,427	
Instructional Salaries	30,000	
Community Service Coordinators	8,000	
Salaries - Secretarial	15,502	
Contractual Services	8,300	
General Materials & Supplies	3,500	
Conference & Meeting Expense	<u>2,250</u>	116,979
Nursing Education		
Salaries - Administrative	37,088	
Salaries - Instructional (Part-time)	45,000	
Salaries - Instructional (Summer Session)	20,000	
Contractual Services	250	
General Materials & Supplies	1,380	
Conference & Meeting Expense	<u>1,500</u>	105,218

	<u>APPROPRIATIONS</u>	<u>TOTALS</u>
Academic Skills Center		
Salaries - Full Time	\$ 75,087	
General Materials & Supplies	7,050	
Conference & Meeting Expense	<u>700</u>	\$ 82,837
Honors Program		
Contractual Services	100	
General Materials & Supplies	400	
Conference & Meeting Expense	<u>250</u>	750
Vice President of Instructional Services		
Salaries - Administrative	63,408	
Salaries - Secretarial	24,669	
Student Tutors	3,000	
Contractual Services	3,100	
General Materials & Supplies	2,000	
Conference & Meeting Expense	<u>3,000</u>	<u>99,177</u>
TOTAL INSTRUCTION		<u>3,142,542</u>
 <u>ACADEMIC SUPPORT</u>		
Learning Resource Center		
Salaries - Instructional (Summer Session)	4,500	
Salaries - Professional	120,315	
Salaries - Secretarial	36,721	
Salaries - Secretarial - Part-time	5,250	
Contractual Services	12,242	
Xerox Supplies	1,000	
Library Supplies	19,635	
Audio Visual Supplies	10,250	
Library Books	42,000	
Conference & Meeting Expense	<u>2,390</u>	<u>254,303</u>
TOTAL ACADEMIC SUPPORT		<u>254,303</u>

STUDENT SERVICESAPPROPRIATIONSTOTALS

Admissions and Records

Salaries - Administrative	\$ 40,902	
Salaries - Secretarial	75,735	
Contractual Services	4,280	
General Materials & Supplies	16,000	
Conference & Meeting Expense	<u>3,000</u>	\$ 139,917

Counseling and Testing

Salaries - Professional	96,489	
Salaries - Secretarial	<u>20,244</u>	116,733

Health Services

General Materials & Supplies	<u>100</u>	100
------------------------------	------------	-----

Financial Aid

Salaries - Administrative	49,549	
Salaries - Secretarial	<u>36,559</u>	86,108

Vice President of Student Services

Salaries - Administrative	60,208	
Salaries - Student Activities Coordinator	16,644	
Salaries - Secretarial	19,103	
Other Salaries (Coaching)	41,113	
Contractual Services	900	
General Materials & Supplies	20,210	
Commencement	7,000	
Conference & Meeting Expense	7,900	
Student Recruitment	<u>4,500</u>	<u>177,578</u>

TOTAL STUDENT SERVICES

520,436

PUBLIC SERVICES

Salaries	24,000	
Contractual Services	5,000	
General Materials & Supplies	<u>5,300</u>	<u>34,300</u>

TOTAL PUBLIC SERVICES

34,300

OPERATION & MAINTENANCE PLANT**APPROPRIATIONS****TOTALS**

Salaries - Administrative	\$ 33,000	
Salaries - Service Staff	349,291	
Telephone	<u>76,700</u>	<u>\$ 458,991</u>

TOTAL OPERATION & MAINTENANCE OF PLANT458,991**GENERAL ADMINISTRATION****President's Office**

Salaries - Administrative	86,908	
Salaries - Secretarial	27,338	
Contractual Services	100	
General Materials & Supplies	2,000	
Conference & Meeting Expense	6,500	
Special Affairs	4,500	
Other Conference & Meeting Expense	<u>8,525</u>	<u>135,871</u>

Vice President of Business Services

Salaries - Administrative	112,145	
Salaries - Professional	25,000	
Salaries - Secretarial	102,920	
Contractual Services	5,500	
General Materials & Supplies	8,500	
Conference & Meeting Expense	<u>5,000</u>	<u>259,065</u>

TOTAL GENERAL ADMINISTRATION394,936**INSTITUTIONAL SUPPORT****Board of Trustees**

Salaries - Secretary	913	
Contractual - Legal	2,000	
Other General Supplies (Election)	1,000	
Conference & Meeting Expense	<u>6,500</u>	<u>10,413</u>

	<u>APPROPRIATIONS</u>	<u>TOTALS</u>
Institutional Support Expenses		
Salaries - Secretarial	\$ 18,708	
Student Employees	55,329	
Group Medical & Life Insurance	518,000	
Medical Examination Fee	6,000	
Tuition Reimbursement	9,800	
Curriculum Development	1,000	
UNALLOCATED Contractual	1,000	
In-Service Training	7,000	
Supplies (FACULTY ASSOCIATION)	200	
Postage	51,400	
Publications/Dues	14,000	
Advertising	1,200	
Recruitment	<u>8,000</u>	\$ 691,637
Capital Outlay		
Equipment	111,256	
Projects	<u>83,344</u>	194,600
Affirmative Action		
Contractual Services	100	
General Materials & Supplies	500	
Conference & Meeting Expense	<u>1,000</u>	1,600
Institutional Research		
Contractual Services	1,000	
General Materials & Supplies	<u>1,000</u>	2,000
Information Systems		
Salaries - Administrative	49,549	
Salaries - Professional	40,769	
Salaries - Office Staff	35,514	
Contractual Services-Administration	147,550	
Contractual Services-Education	29,300	
General Supplies - Administration	15,900	
General Supplies - Education	9,500	
Conference & Meeting Expense	<u>8,500</u>	336,582

	<u>APPROPRIATIONS</u>	<u>TOTALS</u>
Vice President of College Advancement		
Salaries - Administrative	\$ 57,512	
Salaries - Secretarial	19,948	
Contractual Services	200	
General Materials & Supplies	2,600	
Conference & Meeting Expense	<u>4,000</u>	\$ 84,260
Tuition Chargeback	<u>25,000</u>	25,000
Provision for Contingencies	<u>3,400</u>	<u>3,400</u>
 TOTAL INSTITUTIONAL SUPPORT		 <u>1,349,492</u>
 GRAND TOTAL		 <u>\$6,155,000</u>

SAUK COMMUNITY COLLEGE
FISCAL YEAR 1992 BUDGETED EXPENDITURES BY LINE ITEM
OPERATIONS AND MAINTENANCE FUND

OPERATION AND MAINTENANCE OF PLANT	<u>APPROPRIATIONS</u>	<u>TOTALS</u>
Contractual Services	\$59,150	
General Materials & Supplies	65,000	
Conference & Meeting Expense	2,200	
Gas	80,000	
Electricity	235,000	
Equipment	<u>5,400</u>	\$ 446,750
 <u>INSTITUTIONAL SUPPORT</u>		
Provision for Contingencies	<u>2,250</u>	<u>2,250</u>
 GRAND TOTAL		 <u><u>\$ 449,000</u></u>

For Board Meeting of
August 26, 1991

Agenda Item H-1

INSTRUCTIONAL APPOINTMENT

This temporary English position was advertised by sending letters to the top forty applicants for the two English positions the department filled earlier in July. It was also advertised locally in the Dixon Telegraph and Sterling Gazette.

The Selection Committee selected two applicants to be interviewed and Suzanne McLaughlin was the unanimous choice of this committee.

RECOMMENDATION: Board approval to appoint Suzanne McLaughlin to the temporary Title III English position at the Step 1 Instructor level at an annual salary of \$20,896, effective August 23, 1991.



SAUK VALLEY
COMMUNITY
COLLEGE

173 IL Rt. 2, Dixon, IL 61021 * 815/288-5511

MEMORANDUM

TO: Dr. Virginia Thompson
FROM: Michael Seguin *MS*
RE: Suzanne McLaughlin

August 7, 1991

I wish to recommend Suzanne McLaughlin for a one year temporary appointment as Instructor of English. The following information supports the recommendation.

Announcement Process

The English faculty position was advertised as follows:

1. Letters were sent to the top forty applicants for the two English positions the department filled earlier in July, and
2. The position was advertised in the Dixon Telegraph and Sterling Gazette.

Application Responses

Within a week of the announcement, seven applicants indicated their interest in the position. Six of the seven had applied for the tenure track position.

Screening Process

The English teachers reviewed the applications and selected two to be interviewed. A committee composed of Judy Williamson, Debi Hill, Dr. Karen Pinter, and Michael Seguin interviewed the candidates on Monday, July 29. The candidates also spoke with President Behrendt and Vice President Thompson. Suzanne McLaughlin was the unanimous choice of the committee.

Qualifications

1. Academic Background

Ms. McLaughlin holds an Associate of Arts from Rock Valley College, a Bachelor of Arts in Journalism and Public Relations from Northern Illinois University, and a Masters of Arts in English from Eastern Illinois University. Ms. McLaughlin was active in speech and theatre activities in college and is qualified to teach speech as well as English and journalism.

Dr. Virginia Thompson
August 7, 1991
Page Two

2. Professional Background

Ms. McLaughlin taught developmental English at the University of Wisconsin Center--Rock County, Janesville, Wisconsin this summer. As a graduate assistant at Eastern, she served as a tutor for composition students and taught a developmental English course. In addition, she taught a section of English composition for two months while a faculty member was on leave and worked as a public relations representative for the theatre department.

3. References

Ms. McLaughlin's recommendations are glowing, citing her for outstanding teaching skills, extraordinary commitment, and good scholarship. Many of her written references also mention her organizational skills and her strong communication skills.

4. Personal Qualifications

Ms. McLaughlin presents the image of a well-organized, effective communicator and outstanding role model for younger students. Her references indicate she was a nationally ranked oral interpreter as an undergraduate. The basis for her national standing was reflected in her interview and immediately suggested that she possessed the necessary skills to teach communications courses.

For Board Meeting
of August 26, 1991


Agenda Item H-2

PART-TIME FACULTY

The attached list of part-time instructors for the 1991-92 school year is submitted for Board approval.

RECOMMENDATION: Board approval of the attached list of part-time faculty for the 1991-92 school year.

SAUK VALLEY COMMUNITY COLLEGE
MEMORANDUM

DATE: August 21, 1991
TO: Dr. Behrendt
FROM: Virginia Thompson 
SUBJECT: Part-time Faculty for Board Approval

The following list of part-time faculty need to be approved by the SVCC Board of Trustees.

Sharon Appenheimer - Med Lab
Ruth Ballus - Community Service
Kim Beystehner - Human Services
Ronald Burgess - Business
Virginia Ennis - Community Service
Margaret Glenn - Community Service
Joe Ipson - Rad Tech
Gloria Ivey - Business
Sue Johnson - Community Service
Audrey Kooi - Community Service
Ron Koster - Community Service
Sandy Merritt - Community Service
Joyce Perrine - Nurse Assistant
Martin Power - Community Service
Genevieve Sanders - Community Service
Gary Schott - Business
Deborah Shofner - Music
Bill Snyder - Community Service
Glen Weatherwax - Community Service
Angela Wilson - Math
Sheila Wilson - Criminal Justice

js

For Board Meeting
of August 26, 1991

Agenda Item H-3

COUNSELOR APPOINTMENTS

Ads were run in the local newspapers and the Chronicle of Higher Education for the Student Support Services Transfer Counselor (Title IV) and the Student Retention Counselor (Title III), and the selection committees have made the following recommendations.

RECOMMENDATION: Board approval to appoint Kenneth T. Ballom to the 12-month temporary contractual counseling position of Title IV Student Support Services Transfer Counselor at an annual salary of \$25,075, effective September 1, 1991.

Board approval to appoint Daniel J. Thompson to the 12-month temporary contractual counseling position of Title III Student Retention Counselor at an annual salary of \$25,075, effective September 1, 1991.



**SAUK VALLEY
COMMUNITY
COLLEGE**

173 IL Rt. 2, Dixon, IL 61021 • 815/288-5511

MEMORANDUM

TO: John Sagmoe August 21, 1991

FROM: Jane Dorman

SUBJECT: Documentation of Recommendation for Appointment of
Kenneth Ballom as Student Support Services Counselor

Analysis of Qualifications

Academic: Kenneth Ballom has completed all the coursework for a Master of Science degree in College Student Personnel from Western Illinois University. He will have his master's thesis completed by December 1991. (His advisor has been on a leave of absence which has delayed the completion of this project.) Kenneth also holds a Bachelor of Science degree in Counseling and Guidance from East Texas State University.

Professional Background: Mr. Ballom has a good deal of relevant professional experience. He has been employed for a year as an Academic Advisor and Career Counselor in the WIU Advising Center. He has had additional experience in the University of Maryland's Undergraduate Advising Center and Development Center; the Graduate and International Studies Office and the residence hall at the WIU; and the University Placement Center and the Upward Bound Program at East Texas State University. Kenneth served as a Counselor in the Upward Bound program, which is another TRIO program.

Personal Qualifications: Mr. Ballom's personal warmth, depth, and listening skills were all very apparent through his interviews. The fact that he was a TRIO student himself is an added plus for the Student Support Services program. The counseling staff was extremely positive and unanimous in their support of Kenneth Ballom. Mr. Ballom's references indicate that he is a professional and competent counselor. Pat Jones, Western Illinois University administrator describes Ken as caring, empathic and understanding of college student needs and concerns. She indicates he is a true professional. Dr. Wendy Whittemore, Coordinator of Freshman Advising at the University of Maryland, describes Ken as motivated, sensitive and in the area of one-on-one advising skills, an especially quick study. He was highly recommended.

Announcement Process: The position was advertised in the following manner:

1. Internally, an advertisement of the vacancy was distributed throughout the institution.
2. The vacancy was advertised in the Dixon Telegraph and the Sterling Gazette.
3. An announcement of the vacancy was distributed to all community colleges in the State of Illinois
4. The vacancy was listed with graduate placement offices in over 40 colleges and universities.
5. An announcement of the vacancy was placed in the Chronicle of Higher of Education

In the first search 45 applications were filed. Three finalists were interviewed and the position was offered to one candidate who later declined. Thirty applications were reviewed in the second search which was combined with the Title III search.

**SAUK VALLEY
COMMUNITY
COLLEGE**

173 IL Rt. 2, Dixon, IL 61021 • 815/288-5511

TITLE III

MEMORANDUM

August 20, 1991

TO: John Sagmoe

FROM: Tom Breed

SUBJECT: Documentation of Recommendation for Appointment of
Daniel Thompson as Title III Student Retention
Counselor

Academic: Daniel Thompson holds a Masters of Arts degree in College Student Personnel from Bowling Green State University. He holds a Bachelors of Arts degree in Business Management from St. John's University.

Professional Background: Over the past two years, Mr. Thompson has gained valuable insight into the field of Student Services through a comprehensive series of assistantships, practicums, and internships. His responsibilities have included the design and instruction of freshman orientation courses, staff development training, career planning and development, student assessment, and alumni relations.

Personal Qualifications: Mr. Thompson's references describe him as being committed and concerned about students and their success in college. He is referred to by Joseph M. Ford, Dean of Students at Babson College, "as exceptional in every sense of the word -- bright, articulate, centered, genuine, principled, and of outstanding personality and character. He communicates well in both written and oral presentation, and is dedicated to doing the very best in all he attempts." Daniel's references also indicate him as being highly organized, accurate, task-goal oriented, and highly efficient. Among his most endearing qualities are his pleasant sense of humor and his ability to communicate in a warm and caring way.

Announcement Process: The position was advertised in the following manner:

1. Internally, an advertisement of the vacancy was distributed throughout the institution.
2. The vacancy was advertised in the Dixon Telegraph and the Sterling Gazette.
3. An announcement of the vacancy was distributed to all community colleges in the State of Illinois.
4. The vacancy was listed with graduate placement offices in over 40 colleges and universities.
5. An announcement of the vacancy was placed in the Chronicle of Higher Education.

The position closing date was July 27, 1991, and 30 applications were filed for the position.

For Board Meeting of
August 26, 1991

Agenda Item H-4

LEAVES OF ABSENCE

As the attached letters from Thomas Breed and Michael Hustad indicate, they are requesting another year of leave in order to continue their Title III appointments. Their leaves would be for the period of October 1, 1991 through September 30, 1992.

RECOMMENDATION: Board approval of:

A leave of absence for Thomas Breed from his full-time counseling position to continue as Coordinator of the Title III Student Retention program for the period of October 1, 1991 through September 30, 1992.

A half-time leave of absence for Michael Hustad from his full-time counseling position to continue his half-time position as Title III Coordinator for the period of October 1, 1991 through September 30, 1992.



Sauk Valley
Community
College

August 20, 1991

Mr. John Sagmoe
Vice President of Student Services
Sauk Valley Community College
173 Illinois Route 2
Dixon, Illinois 61021

Dear John:

I would like to request a continuation of my fifty percent leave of absence from my counseling position in order to continue my half-time position as Title III Coordinator. This would include the period from October 1, 1991 through September 30, 1992.

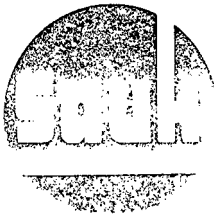
I am grateful for your support this past year in assisting me with balancing the two half-time positions.

Sincerely,

A handwritten signature in cursive script, appearing to read 'Mike Hustad'.

Michael Hustad





Sauk Valley Community College

815 / 288-5511
1-800 / 843-7430

173 IL ROUTE 2
DIXON, IL 61021-9112

August 15, 1991

Mr. John Sagmoe
Vice President of Student Services
Sauk Valley Community College
173 Illinois Route 2
Dixon, IL 61021

Dear Mr. Sagmoe:

I would like to request a continuing leave of absence from my full-time counseling position effective October 1, 1991 through September 30, 1992. This leave of absence will allow me to continue as Coordinator of the Title III Student Retention program. This request is based on the October 16, 1990 Recommendation for Staff Appointment.

If you have any questions regarding this matter, please feel free to contact me.

Sincerely,

A handwritten signature in black ink, appearing to read 'Thomas Breed', written over a horizontal line.

Thomas Breed

For Board Meeting of
August 26, 1991

Agenda Item I-1

AFFIRMATIVE ACTION PLAN AND POLICY
(SECOND READING)

The revised Affirmative Action Plan and Policy were submitted to the Board at the July meeting for first reading.

RECOMMENDATION: It is recommended that the Board of Trustees approve the Affirmative Action Plan and Policy for second reading.

For Board Meeting of
August 26, 1991

Agenda Item I-2

RESOLUTION

Since this will be Bob Edison's last official Board meeting, and since Bob has been the first and only chief fiscal officer in the history of the college, the attached Resolution is presented for Board approval.

RECOMMENDATION: Board approval of the attached resolution.

Sauk Valley Community College

RESOLUTION

August 26, 1991

Robert D. Edison

WHEREAS, Bob Edison is one of the "founding" Sauk Valley Community College employees, has been its first and only chief fiscal officer, and has served the college for over 25 years; and

WHEREAS, Bob's professional financial competency and personal character have been exemplary and have contributed to the growth and progress of this College during his service generally, and his guidance has specifically provided the College with its historical fiscal stability; and

WHEREAS, he has gained the respect of the college staff and community for his extended tenure, commitment, and loyalty; and

WHEREAS, he has also performed at a consistently high level and been a model and standard for his colleagues throughout the State of Illinois; and

WHEREAS, Bob has obviously earned and has elected to take early retirement and enjoy a much-needed rest;

NOW
THEREFORE
BE IT
RESOLVED: that the Sauk Valley Community College Board of Trustees extend its sincere appreciation to Bob for his dedication and over 25 years of outstanding service to the college and the district and offer its best wishes for his future.

For Board Meeting
of August 26, 1991

Agenda Item I-3

RAMP

Attached is the state-required Resource Allocation and Management Plan (RAMP) document which we must submit annually.

RECOMMENDATION: It is recommended that the Board approve the attached RAMP document as presented and send it to the Illinois Community College Board as required.

RESOURCE ALLOCATION AND MANAGEMENT PLAN
FOR COMMUNITY COLLEGES

SUBMITTED TO:
THE ILLINOIS BOARD OF HIGHER EDUCATION

BY:
THE ILLINOIS COMMUNITY COLLEGE DISTRICT 506
SAUK VALLEY COMMUNITY COLLEGE CAMPUS
CODE: 506

RICHARD L. BEHRENDT, PH. D.
PRESIDENT

AUGUST 1, 1991

District 506
Campus Sauk Valley Community College
Code 50601

INDIVIDUALS TO CONTACT FOR FURTHER INFORMATION

Occasionally it is necessary to contact the individual(s) responsible for completing RAMP tables in order to reconcile apparent discrepancies or to obtain further information. Please indicate who is responsible for the general coordination and approval of RAMP/CC data and who should be contacted for follow-up information for the operation and capital portions of the document.

RAMP/CC Coordinator	Walter Clevenger	(815) 288-5511 ext 348
	Name	Telephone No.

Person Responsible for Operating Resource	Ron Appuhn	(815) 288-5511 ext 290
Requirements Data	Walter Clevenger	(815) 288-5511 ext 348
	Name	Telephone No.

Person Responsible for Capital Resource	Ron Appuhn	(815) 288-5511 ext 290
Requirements Data	Walter Clevenger	(815) 288-5511 ext 348
	Name	Telephone No.

OPERATING RESOURCE
REQUIREMENT PLAN

District 506
College Sauk Valley Community College
Code 50601

Table 1.0

RESOURCE REQUIREMENTS SUMMARY

(in thousands of dollars)

Line		Second Past	Past	Current	Budget
Code	General	Fiscal Year	Fiscal Year	Fiscal Year	Year
		1989-90	1990-91	1991-92	1992-93
1	District Equalized Assessed Valuation	641,528	654,359	667,446	680,795
2	Max. Auth. Tax Rate: Ed. and Bldg. & Maint. Fund	0.2750	0.2750	0.2750	0.2750
3	Tax Extension Rate: Education Fund	0.2450	0.2450	0.2450	0.2450
4	Tax Extension Rate: Building & Maintenance Fund	0.0300	0.0300	0.0300	0.0300
5	Total Operating Tax Extension Rate	0.2750	0.2750	0.2750	0.2750
6	Total Operating Tax Extension	1,764	1,799	1,835	1,872
7	Estimated Uncollectable Taxes	0	0	0	0
8	Net Collectable Prop. Taxes from Current Levy	1,764	1,799	1,835	1,872
9	Property Tax Revenues Available	1,761	1,780	1,812	1,848
10	Total Tax Ant. Warrants & Gen. Obligation Notes	0	0	0	0
11	Tuition Rate/Credit Hour	28.00	28.00	28.00	28.00
12	Student Fees/Credit Hour	1.00	1.00	1.00	1.00
Revenue, Operating Funds					
13	Adjusted Local Government Revenue	1,779	1,784	1,812	1,848
14	State Government	2,188	2,393	2,232	2,518
15	Federal Government	222	179	179	179
16	Student Tuition and Fees	1,362	1,421	1,504	1,564
17	Other Sources	566	378	340	400
18	Total Operating Revenues	6,117	6,155	6,067	6,509
Expenditures*					
19	Total Oper. Expend.: Ed. and Bldg. & Maint. Fund	5,641	6,149	6,451	6,709
20	Net Revenue Over (Under)Expend. (Line 18 - 19)	476	6	(384)	(200)
Total Fund Equity--Operating Funds					
21	Beginning of Year Balance	1,166	1,642	1,648	1,264
22	Net Revenue Over (Under) Expend. (Line 20)	476	6	(384)	(200)
23	End of Year Balance**	1,642	1,648	1,264	1,064
Restricted Purposes Fund					
24	Revenues	1,815	1,925	2,040	2,150
25	Expenditures	1,781	1,925	2,040	2,150
Auxiliary Enterprises Fund					
26	Revenues	568	667	700	735
27	Expenditures	699	617	700	735

* Excludes charge back and instructional contract expenditures and transfers to the Building and Maintenance Restricted Purposes Fund.

Include transfers to other operating funds (Restricted Purposes, Auxiliary Enterprises).

** End of year balance for any year is the beginning of year balance for the following year.

NOTES TO TABLE 1.0

1. EAV: We are assuming growth factors for each year as follows:

FY 1993	+2%
FY 1994	+2%
FY 1995	+2%
FY 1996	+2%
FY 1997	+2%

2. Tuition and fees rates:

We are assuming the following growth in tuition and fees:

FY 1993	NO INCREASE
FY 1994	NO INCREASE
FY 1995	NO INCREASE
FY 1996	NO INCREASE
FY 1997	NO INCREASE

3. State Government Revenues:

We are assuming that state revenues will absorb the deficiencies between revenues and expenditures and in essence finance the projected deficits. This assumption will result in balanced budgets for the fiscal years 1993 - 1997.

4. Federal Government Revenues:

We are assuming that federal revenues will remain stable through 1997.

5. Other Revenues:

We are assuming that other revenue will remain stable through FY1997.

6. Cost Inflation:

We are assuming the following cost inflation factors:

	SALARIES	GENERAL COSTS	UTILITIES
FY 1993	+7%	+2%	+2%
FY 1994	+6%	+2%	+2%
FY 1995	+5%	+2%	+2%
FY 1996	+5%	+2%	+2%
FY 1997	+5%	+2%	+2%

7. Program/Enrollment Changes:

We are assuming the following growth factors in enrollment:

FY 1993	5%
FY 1994	4%
FY 1995	3%
FY 1996	3%
FY 1997	3%

REF:RPFY93A

District 506
College Sauk Valley Community Coll
Code 50601

Table 1.1
OPERATING REVENUES BY SOURCE
(in thousands of dollars)

Line Code	Source	Second Past Fiscal Year 1989-90	Past Fiscal Year 1990-91	Current Year 1991-92
	Local Govern ment			
	Property Tax Revenues Available	1,761	1,780	1,812
	Chargeback and Instr. Contract			
2	Rev. Non-Community College territory	0	0	0
3	Other Community Colleges	0	0	0
4	Other Local Government Revenue	18	4	0
5	Total Local Government Revenue	1,779	1,784	1,812
	State Government			
6	ICCB Credit Hour Grants	1,555	1,507	1,431
7	Equalization Grants	348	569	519
8	Corp. Pers. Prop. Tax Replace. Rev.	229	212	207
9	Vocational Ed. Grants (Instr. and Equip.)	56	105	75
10	Adult Education Grants	0	0	0
11	Other (Specify sources on attachment)	0	0	0
12	Total State Government	2,188	2,393	2,232
13	Federal Gov. (ex. adult/voc. & stud. aid)	222	179	179
	Student Tuition and Fees			
14	Tuition	1,321	1,377	1,460
15	Fees	41	44	44
16	Total Tuition and Fees	1,362	1,421	1,504
	Other Sources of Revenue			
17	Sales and Service Fees	0	0	0
18	Facilities Revenue	0	5	5
19	Interest on Investments	87	85	85
20	Non-Governmental Grants	0	0	0
21	Other Revenues	479	288	250
22	Total Other Revenues	566	378	340
23	TOTAL REVENUE	6,117	6,155	6,067
	MEMORANDA			
	Adjusted Local Gov. Revenues			
24	Total Loc. Gov. Rev. (line 5)	1,779	1,780	1,812
25	(Less Charge-Back & Instr. Cont. Exp.)	0	0	0
26	(Less Transfer to Bldg.&Mnt. Restric.)	0	0	0
27	Adjusted Local Government Revenues	1,779	1,780	1,812

Table 1.2

BALANCE SHEET PROJECTIONS OTHER FUNDS
(in thousands of dollars)

Line Code	Fund	Second Past Fiscal Year 1989-90	Past Fiscal Year 1990-91	Current Year 1991-92
A. Building & Maint. Restricted				
1	Beginning Balance (7/1)	794	875	882
Revenue:				
2	Transfers from Op. Funds	0	0	0
3	Interest Revenue	83	60	60
4	State Revenues	0	0	0
5	Other	320	320	320
6	Total Revenues	403	380	380
Expenditures				
7	Equipment	0	0	0
8	New Buildings, Additions	315	0	0
9	Other Expenditures	7	373	380
10	Total Expenditures	322	373	380
11	End Balance (Line 01 + 06 - 10)	875	882	882
B. Bond and Interest Fund				
12	Beginning Balance (7/1)	0	0	0
Revenue by Source				
13	Local Tax Revenue	0	0	0
14	Interest Revenue	0	0	0
15	Statutory CPPRT Rev. Alloc.	0	0	0
16	Other	0	0	0
17	Total Revenues	0	0	0
Expenditures				
18	Principal	0	0	0
19	Interest	0	0	0
20	Other	0	0	0
21	Total Expenditures	0	0	0
22	Ending Balance (Line 12 + 17 - 21)	0	0	0
C. Working Cash Funds				
23	Beginning Fund Balance (7/1)	2,564	2,564	2,564
Revenue				
24	Sale of Bonds	0	0	0
25	Interest Revenue	245	187	175
26	Other Revenue	0	0	0
27	Total Revenue	245	187	175
End of Year Assets				
28	Cash	45	30	30
29	Investments	2,443	2,234	2,534
Interfund Loans Receiv.				
30	Ed. & Bldg. & Mnt. Funds	321	300	0
31	Bldg. & Mnt. Restrict. Fund	0	0	0
32	Restrict. Purp. & Aux. Ent.	0	0	0
33	Fund Balance (6/30)	2,564	2,564	2,564

Table 1.2, page 2

BALANCE SHEET PROJECTIONS - OTHER FUNDS (Continued)

D. Tax Anticipation Warrants			
34 Warrants Outstanding (7/1)	0	0	0
35 Warrants Paid (Principal)	0	0	0
36 Warrants Issued	0	0	0
37 Interest on Warrants	0	0	0
38 Warrants Outstanding (6/30)	0	0	0
E. General Obligation Notes/Bonds			
39 Notes Outstanding (7/1)	0	0	0
40 Notes Paid (Principal)	0	0	0
41 Notes Issued	0	0	0
42 Interest on Notes	0	0	0
43 Notes Outstanding (6/30)	0	0	0
F. Special Local Tax Levy Funds			
44 Beginning Balances (7/1)	207	331	485
Revenue			
Local Tax Revenue			
45 Worker's Comp. Ins. Tax	56	60	60
46 Tort Liability Ins. Tax	112	120	120
47 Unemploy. Ins. Tax	32	35	35
48 Audit Tax	20	23	23
49 Property/Casualty Ins. Tax	0	0	0
50 Medicare Tax	32	44	44
51 Other Revenue (Interest/Other)	1	1	1
52 Total Revenue: Special Levy Funds	253	283	283
53 Expenditures: Special Levy Funds	129	129	210
54 Ending Balances (6/30)	331	485	558
G. Auxiliary Enterprises Fund			
55 Beginning Balance (7/1)	411	280	330
Revenue			
56 Transfers from Ed. Fund	0	0	0
57 Charges and Fees	564	667	700
58 Other	4	0	0
59 Total Revenue	568	667	700
60 Expenditures	699	617	700
61 Ending Balance (6/30)	280	330	330

District 506
College Sauk Valley Community College
Code 50601

Table 1.3

RESTRICTED PURPOSES FUND SUMMARY
(in thousands of dollars)

Line Code	Revenue by Source	Second Past Fiscal Year 1989-90	Past Fiscal Year 1990-91	Current Fiscal Year 1991-92
Operating Funds				
1	Total Transfers from Ed. Fund	0	0	0
State Government				
2	ICCB Disadv. Stud. Grants	51	51	51
3	Other ICCB Grants	141	224	224
4	Adult Ed. Grants from ISBE	0	0	0
5	Vocational Ed. Grants from ISBE	0	0	0
6	Other State Sources	53	50	50
7	Total State Gov. Revenue	245	325	325
Federal Government Revenue				
8	JTPA Grants	18	18	18
9	Other Federal Sources	486	486	516
10	Total Federal Revenues	504	504	534
Restricted Tuition & Fee Revenue				
11	Tuition	0	0	0
12	Fees	0	0	0
13	Total Tuition & Fees	0	0	0
14	Private Gifts & Grants	0	0	0
Financial Aid Revenues				
15	ISSC Monetary Awards	0	0	0
16	Veterans Awards	0	0	0
17	Fed Work Study (80%)	173	173	173
18	Other Federal Funds	822	852	937
19	Financial Aid Administration	0	0	0
20	Other Financial Aid Revenues	45	45	45
21	Total Financial Aid Revenues	1,040	1,070	1,155
22	Other Restricted Revenues	26	26	26
23	Total Restricted Revenues	1,815	1,925	2,040
Expend. of Restricted Funds by Program				
24	Instruction	197	311	341
25	Academic Support	7	7	7
Student Services				
26	Financial Aid (Grants, etc)	1,034	1,064	1,149
27	Financial Aid Administration	17	17	17
28	Other Student Services	210	210	210
29	Public Services	100	100	100
30	Organized Research	0	0	0
31	Independent Operations	0	0	0
32	Operation & Maint. of Plant	0	0	0
33	General Administration	0	0	0
34	Institutional Support	216	216	216
35	Total Expenditure of Restricted Funds	1,781	1,925	2,040

Table 1.4
OPERATING FUNDS EXPENDITURES BY PROGRAM ACTIVITIES
(in thousands of dollars)

Line Code	Program Activity	FMM Codes	Second Past Fiscal Year 1989-90	Past Fiscal Year 1990-91	Current Year 1991-92
Instruction					
1	Baccalaureate	11	1,306	1,400	1,498
2	Occupational	012 013 014	819	881	942
3	Rem./Dev., ABE/ASE	015 016	256	274	293
4	General Studies	17	0	0	0
5	Instructional Support	018 019	300	320	342
6	Total Instruction		2,681	2,875	3,075
Organized research					
7	Project Res./Admin.	051 058 059	0	0	0
Public Service					
8	Community Education	42	38	36	38
9	Community Service	41	0	0	0
10	Public Serv. Support	048 049	0	0	0
11	Total Public Service		38	36	38
Academic Support					
12	Learning Resource Center*	021 022	235	232	248
13	Other	023 028 029	0	0	0
14	Total Academic Support		235	232	248
Student Services Support					
15	Admissions & Records	31	129	132	141
16	Counseling & Career Service	032 035	109	118	126
17	Financial Aid (Administration)	34	76	80	86
18	Student Services Support	033 036 038 0	184	200	214
19	Total Student Services Support		498	530	567
Operation & Maintenance of Plant					
20	Administration	78	0	0	0
21	Custodial Service	72	0	0	0
22	Building Maintenance	71	493	529	566
23	Grounds Maintenance	73	0	0	0
24	Plant Utilities	76	389	372	375
25	Security	74	0	0	0
26	Transportation	75	0	0	0
27	Other	79	145	153	164
28	Total Operation & Maintenance of Plant		1,027	1,054	1,105
General Administration					
29	Executive Office	81	123	132	141
30	Business Office	82	218	207	222
31	General Administrative Service	084 088	0	0	0
32	Community Relations	83	0	0	0
33	Other Support	89	0	0	0
34	Total General Administration		341	339	363
Institutional Support					
35	General Institutional Support	091 092 098	490	753	702
36	Institutional Research	94	0	0	0
37	Data Processing	95	215	220	235
38	Non-operating**	97	0	0	0
39	Other Institutional Support	99	116	110	118
40	Total Institutional Support		821	1,083	1,055
41	TOTAL OPERATING EXPENDITURES***		5,641	6,149	6,451

*Include library, audio-visual, and other instructional materials.

**Do not include charge-back payments, instructional service contracts. Include transfers to Auxiliary Enterprise and Restricted Purposes Funds.

***Does not include Independent Operations (Auxiliary Enterprise).

District 506
College Sauk Valley Community College
Code 50601

Table 1.5
OPERATING FUNDS EXPENDITURES BY OBJECT
(in thousands of dollars)

Line Code	Type	FMM Codes	Second Past Fiscal Year 1989-90	Past Fiscal Year 1990-91	Current Year 1991-92
A. Personnel Services					
1	1. Salaries	510	3,941	4,227	4,544
2	2. Employee Benefits	520	361	424	520
3	B. Contractual Services*	530	257	276	280
4	C. Travel	550	66	70	72
5	D. Gen. Materials & Supplies (Total)	540	338	363	365
6	1. Books & Binding	545	39	40	40
7	E. Utilities	570	389	372	375
F. Rental Charges					
8	1. Facilities	561	0	0	0
9	2. Equipment	562	0	0	0
10	3. Lease/Purchase	566	0	0	0
11	G. Capital Outlay (Total)	580	110	225	100
12	1. Instructional Equipment	586	51	150	50
13	H. Other Fixed Charges	564 565 569	0	0	0
14	1. General Insurance	565	0	0	0
15	I. Student Grants & Scholarships	592	0	0	0
16	J. Other Operating Expenditures	594 595 596 599	179	192	195
17	K. Transfers to Operating Funds**	710	0	0	0
18	Total Operating Expenditures (Omit lines 6, 12 & 14 in this total.)		5,641	6,149	6,451
Non-Operating Expenditures					
19	L. Instructional Service Contracts	0197 000 538	0	0	0
20	Tuition Charge-backs	593	0	0	0
21	M. Transfers to Non-Oper. Funds**	710	0	0	0
22	Total Expenditures (Lines 18 to 21)		5,641	6,149	6,451

*Do not include instructional service contracts on this line.

**Include transfers to operating funds on Line 17.

Include transfers to non-operating funds on Line 21.

Table 1.6
ENERGY USAGE AND COSTS
(in thousands of dollars)

Line Code	Second Past Fiscal Year 1989-90	Past Fiscal Year 1990-91	Current Year 1991-92
1 Natural Gas Usage (Therms)	268,408.0	254,255.0	259,340.0
2 Natural Gas Cost (FMM 571)	81.1	73.5	75.0
3 Electricity Usage (Megawatt Hours)	2,490.9	2,565.2	2,616.5
4 Electricity Cost (FMM 573)	231.7	226.3	230.8
5 Coal Usage (Tons)	0.0	0.0	0.0
6 Coal Cost	0.0	0.0	0.0
7 Fuel Oil Usage (Gallons)**	0.0	0.0	0.0
8 Fuel Oil Cost (FMM 572)	0.0	0.0	0.0
9 Water Usage (Millions of cubic feet)	0.0	0.0	0.0
10 Sewer Usage (Millions of cubic feet)	0.0	0.0	0.0
11 Water & Sewage Cost (FMM 574)	0.0	0.0	0.0
12 Other Utility Usage Usage Unit	0.0	0.0	0.0
13 Other Utility Cost (FMM 579)	0.0	0.0	0.0
14 Total Utility Cost (exclude telephone)	312.8	299.8	305.8
15 Gross Square Feet of Space	353,290.0	353,290.0	353,290.0

*Do not include telephone (FMM 575) or refuse disposal (FMM 576) costs on this table.

**The grade of fuel oil used is: #2 #2 #2

Table 2.0
SUMMARY OF ANNUAL PERSONNEL REQUIREMENTS

Line Code	Staff Years Paid from Unrestricted Operating Funds	Second Past Fiscal Year 1989-90	Past Fiscal Year 1990-91	Current Fiscal Year 1991-92
Exec & Administrative Personnel				
	Staff Years	7	8	8
2	Full-Time Headcount**	7	8	8
3	Part-Time Headcount**	0	0	0
Instructional Teaching Faculty				
4	Staff Years	71	72	72
5	Full-Time Headcount	51	52	52
6	Part-Time Headcount	126	126	126
Organized Research Personnel				
7	Staff Years	0	0	0
8	Full-Time Headcount	0	0	0
9	Part-Time Headcount	0	0	0
Public Service Personnel				
10	Staff Years		1	1
11	Full-Time Headcount	0	0	0
12	Part-Time Headcount	20	20	20
Instructional Support Personnel				
13	Staff Years	9	8	8
14	Full-Time Headcount	9	8	8
15	Part-Time Headcount	0	0	0
Student Services Personnel				
16	Staff Years	9	9	9
17	Full-Time Headcount	6	6	6
18	Part-Time Headcount	9	9	9
Classified Personnel				
19	Staff Years	85	85	85
20	Full-Time Headcount	51	51	51
21	Part-Time Headcount	155	155	155
22	Total Staff Years--Unrestricted Funds***	182	183	183
Staff Years Paid from Restricted Purposes Funds:				
23	Executive and Administrative	7	6	6
24	Instructional Teaching	9	10	10
25	Organized Research	0	0	0
26	Public Services	1	1	1
27	Instructional Support	3	3	3
28	Student Services	4	5	5
29	Classified	6	7	7
30	Total Staff Years, Restricted Funds	30	32	32

*Report staff years to the nearest whole number.

**Annual, unduplicated headcount data are requested.

***Total of lines 01, 04, 07, 10, 13, 16, and 19.

NOTES TO TABLE 2.0

The normal workweek for professional and classified personnel is 40 hrs.

A full-time teaching load for all faculty appointments is 30 semester hours for the academic year.

Table 2.1
SUMMARY OF STAFF EARNINGS
(in thousands of Dollars)

Line Code	Staff Earnings Paid from Operating Funds	Second Past Fiscal Year 1989-90	Past Fiscal Year 1990-91	Current Fiscal Year 1991-92
1	Exec & Administrative Personnel	320	346	377
2	Instructional Teaching Faculty	2,048	2,217	2,414
3	Organized Research Personnel	0	0	0
4	Public Service Personnel	32	34	37
5	Instructional Support Personnel	410	443	482
6	Student Services Personnel	279	301	328
7	Classified Personnel	1,213	1,310	1,426
8	Total	4,302	4,651	5,064
	Staff Earnings Paid from Restricted Funds			
9	Executive and Administrative Personnel	54	58	63
10	Instructional Teaching Faculty	346	374	407
11	Organized Research Personnel	0	0	0
12	Public Services Personnel	5	5	5
13	Instructional Support Personnel	69	75	82
14	Student Services Personnel	47	51	55
15	Classified Personnel	204	220	240
16	Total	725	783	852

*Includes salaries, wages, and fringe benefits.

Table 3.1
ANNUAL APPORTIONMENT FTE ENROLLMENT BY INSTRUCTIONAL CATEGORY
AND ALL FTE BY RESIDENCY
(Based on Mid-Term Enrollments)

District
College
Code 506
Sauk Valley Community College
50601

Line Code	ANNUAL APPORTIONMENT FTE BY INSTRUCTIONAL CATEGORY	Past Year 1991	Current Year 1992	Budget Year 1993
1	Baccalaureate	1037	1089	1143
2	Business Occupational	179	188	197
3	Technical Occupational	280	294	309
4	Health Occupational	115	121	127
5	Remedial	149	156	164
6	Adult Basic/Secondary Ed.	32	34	35
7	General Studies	0	0	0
8	Total Reimbursable FTE	1792	1882	1976
	TOTAL ANNUAL FTE BY RESIDENCY			
9	In-District/Reimbursable FTE (in-district at home col.)	1547	1624	1706
10	Out-of-District (in-state) Reimbursable FTE	245	257	270
11	Out-of-State/ Non-Reimbursable FTE	2	2	2
12	Other Non-Reimbursable FTE	24	25	26
13	Total Annual FTE	1818	1909	2004
14	Charge-Back FTE (in-district students at other colleges)	20	21	22
	DISTRICT RESIDENCE FTE			
15	In-District FTE + Chargeback	1567	1645	1728

District 506
College Sauk Valley Community College
Code 50601

Table 4.0
CREDIT HOUR PRODUCTION BY INSTRUCTIONAL AREAS*
Past Fiscal Year

Line Code	Instructional Outcome	Gen. PCS 1.0	Associate Baccalaureate PCS 1.1	Occupational PCS 1.2	Remedial PCS 1.4	Gen. Studies PCS 1.5	Voc. Skills PCS 1.6	Adult Basic PCS 1.7	Adult Secon. PCS 1.8	TOTAL
	Headcount Students Served**	4	2245	1556	0	83	1220	66	243	5417
	COURSE CREDIT HOUR DATA									
2	Semester Credit Hours Attempted (EOR)***	0	32931	19308	5352	0	846	425	609	59471
3	Semester Credit Hours Attempted (Mid-term)	0	30341	17895	4538	0	791	419	567	54551
4	Semester Credit Hours Completed	0	26147	15777	3154	0	699	415	542	46734
5	Semester Credit Hours Pending	0	256	220	68	0	6	0	3	553

*Include both reimbursable and non-reimbursable credit hours for the past fiscal year.

**Unduplicated Count

***E-O-R is End of Registration; Cumulative totals for all registration periods. (All E Cards).

Community College

District 506

College Sauk Valley Community College

Code 50601

Table 4.1

PLANNED CURRICULUM ADDITIONS AND WITHDRAWALS

Fiscal Years	Additions *			Withdrawals	
	Curriculum Title	Level**	CIP Code	Curriculum/Prefix & #	CIP Code
1992	1. 2. 3. 4. 5. 6. 7. 8.			1. AUT OH99 - Autobody Certificate Program 2. 3. 4. 5. 6. 7. 8.	470603
1993	1. Automated Manufacturing AAS and Certificate 2. Security Guard Certificate 3. 4. 5. 6. 7.		150411 430102	1. 2. 3. 4. 5. 6. 7.	
1994	1. Civil Technology 2. 3. 4. 5.		150201	1. 2. 3. 4. 5.	
1995	1. 2. 3. 4. 5.			1. 2. 3. 4. 5.	
1996	1. 2. 3. 4. 5.			1. 2. 3. 4. 5.	

* Include both New Units and reasonable and moderate extensions.

** Certificate or Degree.

CAPITAL RESOURCE
REQUIREMENT PLAN

District 506
Campus Sauk Valley Community College
Code 50601

INDIVIDUALS TO CONTACT FOR FURTHER INFORMATION

Occasionally it is necessary to contact the individual(s) responsible for completing RAMP tables in order to reconcile apparent discrepancies or to obtain further information. Please indicate who is responsible for the general coordination and approval of RAMP/CC data and who should be contacted for follow-up information for the operation and capital portions of the document.

RAMP/CC Coordinator	Walter Clevenger	(815) 288-5511 ext 348
	Name	Telephone No.

Person Responsible for		
Operating Resource	Ron Appuhn	(815) 288-5511 ext 290
Requirements Data	Walter Clevenger	(815) 288-5511 ext 348
	Name	Telephone No.

Person Responsible for		
Capital Resource	Ron Appuhn	(815) 288-5511 ext 290
Requirements Data	Walter Clevenger	(815) 288-5511 ext 348
	Name	Telephone No.

District 506
Campus Sauk Valley Community College
Code 50601

CAPITAL REQUIREMENTS TABLES LIST

Please complete the following by indicating whether the specific table identified has been included in the budget request. Tables must be submitted for each budget category for which funds are requested. For example, if funds for equipment are requested, Table C2.3 must be completed. If no funds for equipment are requested, Table C2.3 need not be completed and the "Not Applicable" column should be checked. Do not include any blank forms with the budget request.

	Submitted	Not Applicable
	(Please X for each table)	
Section 1--Planning Information		
Table C1.0--Existing Square Footage of On-Campus Completed Facilities	Must be Submitted	
Table C1.1--Square Footage of On-Campus Facilities Under Construction, by Building Name		X
Table C1.2--Existing Square Footage and/or Facilities Under Construction, by Building Name	Must Be Submitted	
Table C1.3--Land and Parking Lot Summary	Must Be Submitted	
Table C1.4--Summary of Capital Requests by Budget Category (Budget Year through Fifth Year)		X
Section 2--Budget Year Capital Requests		
Table C2.0--Summary of Capital Budget Requests Listed in Priority Order		X
Table C2.0A--Proposed Program for Appropriation Requests During the Life of a Phased Project		X
Table C2.1--Requested Capital Funds for Buildings, Additions and/or Structures		X
Table C2.1A--Building Budget Estimation Form Capital Requirements Tables, Page 2		X
Table C2.2--Requested Capital Funds for Land		X
Table C2.3--Requested Capital Funds for Equipment		X
Table C2.4--Requested Capital Funds for Utilities		X
Table C2.5--Requested Capital Funds for Remodeling and Rehabilitation		X
Table C2.6--Requested Capital Funds for Site Improvements		X
Table C2.7--Requested Capital Funds for Planning		X

District 506
Campus Sauk Valley Community College
Code 50601

Table C1.0
EXISTING SQUARE FOOTAGE (NASF) OF ON-CAMPUS FACILITIES
COMPLETED AS OF JULY 1

Line Space According to FICM	Column 1 State Appropriated NASF	Column 2 ---Locally-Funded NASF--- Permanent	Column 3 Temporary	Column 4 Total NASF
1 100 Classroom	18350	0	0	18350
2 200 Laboratory	70760	0	0	70760
3 300 Office	25340	0	0	25340
4 400 Study	13100	0	0	13100
500 Special Use				
5 520-Athletic/P.E.	12425	0	0	12425
6 500-All Other 500	6090	0	0	6090
600 General Use				
7 610-Theater/Aud	0	0	0	0
8 600-All Other 600	23892	0	0	23892
9 700 Supporting Facilities	8985	0	0	8985
10 800 Health Care	0	0	0	0
11 900 Residential	0	0	0	0
12 0 Unclassified	0	41031	0	41031
13 TOTAL NASF (sum of lines 1-12)	178942	41031	0	219973
14 TOTAL GSF	353290	51040	0	404330
15 NASF/GSF (line 13/line 14)	0.5065	0.8039	0.0000	0.5440

If the data reported in this table are different from those reported in the latest BHE Statewide Space Survey and the ICCB MIS facilities file, please explain the differences.

The College has done some remodeling and some reclassification as to room use.

District 506
Campus Sauk Valley Community College
Code 50101

Table C1.2

EXISTING SQUARE FOOTAGE OR FACILITIES UNDER CONSTRUCTION
BY BUILDING NAME

Section A: Completed Facilities

Facility Identifier	Building Identifier	Code	State Appropriated Permanent Facilities Column 1 (Table C1.0)		Locally Funded Permanent Facilities Column 1 (Table C1.0)		Locally Funded Temporary Facilities Column 1 (Table C1.0)	
			NASF	GSF	NASF	GSF	NASF	GSF
OMC001	1		178942	353290	0	0	0	0
OMC002	2		0	0	35000	44000	0	0
OMC003	3		0	0	6031	7040	0	0
Subtotals			178942	353290	41031	51040	0	0

Section B: Facilities Under Construction

Facility Identifier	Building Identifier	Code	State Appropriated Permanent Facilities Column 1 (Table C1.0)		Locally Funded Permanent Facilities Column 1 (Table C1.0)		Locally Funded Temporary Facilities Column 1 (Table C1.0)	
			NASF	GSF	NASF	GSF	NASF	GSF
		2	0	0	0	0	0	0
		2	0	0	0	0	0	0
Subtotals			0	0	0	0	0	0

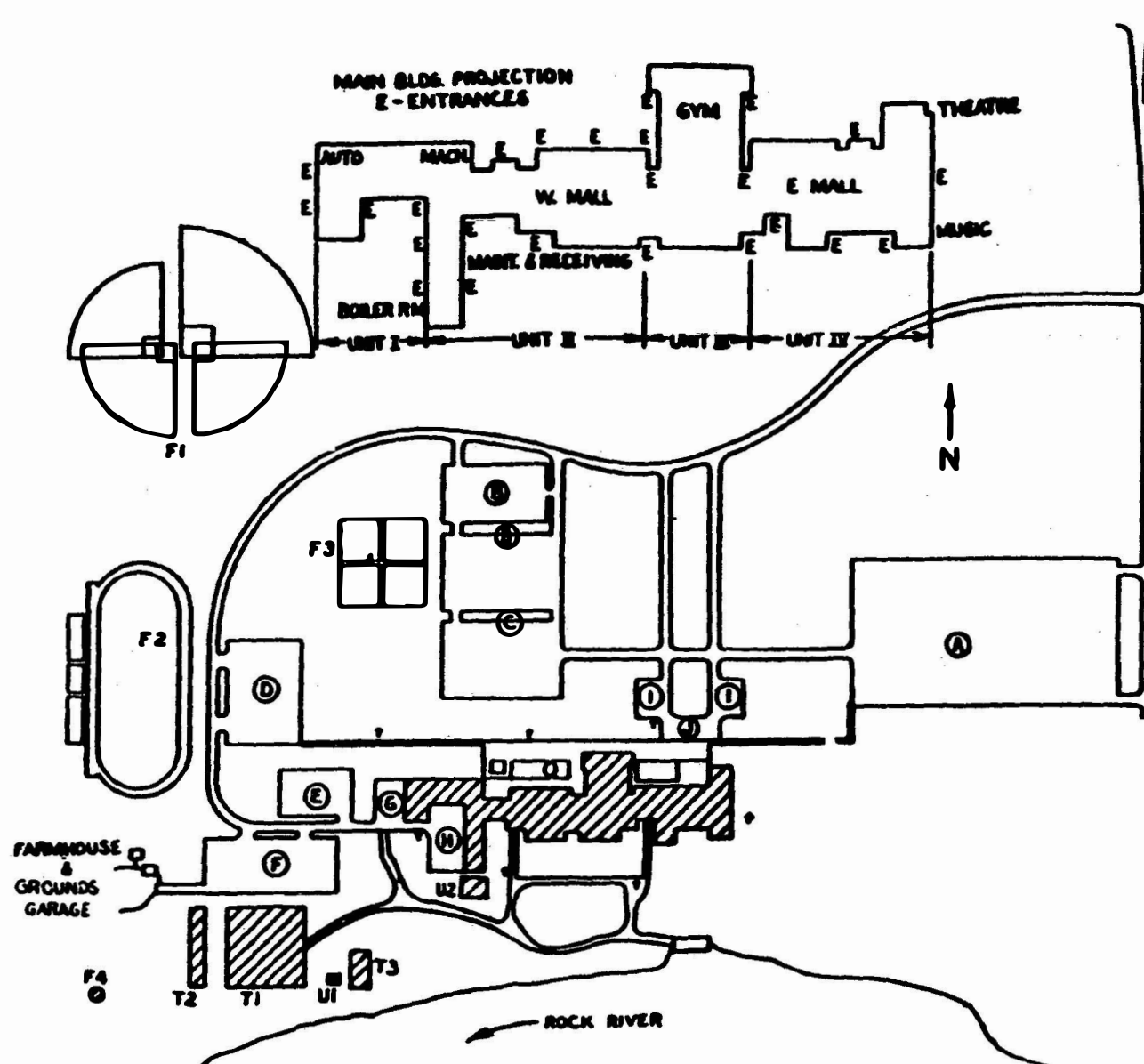
Total (sum of Section A &
Section B Subtotals)

178942	353290	41031	51040	0	0
--------	--------	-------	-------	---	---

District 506
Campus Sauk Valley Community College
Code 50601

**Table C1.3
LAND AND PARKING LOT SUMMARY**

Line	Total Campus Acreage
1 Landscaped Grounds	95.460
2 Physical Education and Athletic Fields	12.620
3 Buildings and Attached Structures	7.850
4 Experimental Plots	11.700
5 Other Instructional Areas	0.000
6 Parking Lots	12.530
7 Total Number of On-Campus Parking Spaces	1453
8 Number of Spaces on Line 7 in Which State Has Participated	1321
9 Roadways	4.210
10 Pond Retention and Drainage	0.130
11 Other	0.000
12 Total Assigned Area (sum of lines 1-11)	144.500
13 Currently Unassigned	0.000
14 Total Acres (sum of lines 12 and 13)	144.500
15 Number of Acres Reimbursed or Acquired by the State	81.500



SAUK VALLEY COLLEGE SQUARE FOOTAGE

MAIN BLDG., TOTAL - 354,790

GROUND

SECOND FLOOR - 108,349

THIRD FLOOR - 106,679

BASEMENT - 98,367

BLDG. T1 - 44,000,375

T2 - 7,040

T3 - 5,000

LAND, APPROX. - 150 ACRES

† - FIRE HYDRANTS (7)

FACILITIES & UTILITIES

T3 - SEWAGE LAB, GARAGE, & STORAGE

U1 - SEWAGE PLANT

U2 - WELL & PUMP HOUSE

F1 - 3 SOFTBALL & 1 BASEBALL FDS

F2 - QUARTER-MILE TRACK

F3 - TENNIS COURTS

F4 - OBSERVATORY

PARKING CAPACITY

EAST STUDENT - 603

NORTH STUDENT - 341

STAFF - 96

WEST STUDENT - 156

WEST STUDENT - 71

T1 & T2 STUDENT - 104

AUTO-TECH. - 12

MAINTENANCE - 15

VISITOR - 22 (3 HANDICAPPED)

LOADING ZONE B

5 HANDICAPPED

SCALE: $\frac{1}{2}$ " = 200'

For Board Meeting of
August 26, 1991

Agenda Item I-4

EXECUTIVE SESSION MINUTES REVIEW

Executive session minutes through July 29, 1991 have been reviewed by President Behrendt as the attached memorandum outlines.

RECOMMENDATION: Board approval to keep confidential the attached list of executive session minutes.

**MEMORANDUM**

To: Board of Trustees Date: August 26, 1991
From: Richard L. Behrendt Subject: Executive Session
Minutes

In compliance with Illinois legislation, I have reviewed our executive session minutes from September 27, 1990 through July 29, 1991. I am recommending the following 1990-1991 executive session minutes remain closed for the reasons listed. The remaining minutes can be opened to the public and will be placed in the notebook maintained in the office of the Secretary to the Board of Trustees.

<u>Date of Executive Session</u>	<u>Reason</u>
September 27, 1990	Collective Bargaining
October 22, 1990	Collective Bargaining Appt., Empl., Dismissal
November 26, 1990	Collective Bargaining
December 17, 1990	Collective Bargaining
January 28, 1991	Appt., Empl., Dismissal
February 25, 1991	Appt., Empl., Dismissal
May 29, 1991	Appt., Empl., Dismissal

TREASURER'S REPORT

July 31, 1991

EDUCATION FUND

Balance on Hand June 30, 1991

\$372,327.91

Receipts:

Investments	100,000.00
Taxes	269,565.56
Back Taxes	45.20
Charge Back Revenue	1,519.04
State Apportionment	410,900.00
Voc. Tech. Equip. Reimb.	9,023.00
Graduation Fees	300.00
Transcript Fees	164.50
Other Facility Rentals	83.75
Interest on Investments	2,635.78
Other Revenue	3,200.84
Expenditure Credits	<u>4,943.26</u>

802,380.93

Total Available

\$1,174,708.84

Disbursements:

Expenses for July	690,929.52
Investments	<u>300,000.00</u>

990,929.52

Balance on Hand July 31, 1991

\$183,779.32

OPERATIONS, BUILDING & MAINTENANCE FUND

Balance on Hand June 30, 1991

\$ 51,518.10

Receipts:

Taxes	33,010.82
Back Taxes	5.54
Personal Property Repl. Tax	40,086.92
Interest on Investments	3,804.68
Other Revenue	100.00
Expenditure Credits	<u>4,870.26</u>

81,878.22

Total Available

\$133,396.32

Disbursements:

Expenses for July	53,001.62
Investments	<u>1,740.18</u>

54,741.81

Balance on Hand July 31, 1991

\$ 78,654.51

PROTECTION, HEALTH & SAFETY

Balance on Hand June 30, 1991 \$112,723.83

Receipts:

Taxes	55,011.31	
Back Taxes	9.22	
Interest on Investments	<u>492.74</u>	<u>55,513.27</u>

Total Available \$168,237.10

Disbursements:

Expenses for July		<u>1.87</u>
-------------------	--	-------------

Balance on Hand July 31, 1991 \$168,235.23

WORKING CASH FUND

Balance on Hand June 30, 1991 \$ 30,074.45

Receipts:

Interest on Investments	13,489.04	
Repaid from Building Bond Fund	<u>2,500.00</u>	<u>15,989.04</u>

Total Available \$ 46,063.49

<u>Disbursements:</u>	Investments	<u>2,409.29</u>
-----------------------	-------------	-----------------

Balance on Hand July 31, 1991 \$ 43,654.20

AUDIT FUND

Balance on Hand June 30, 1991 \$ 31,343.30

Receipts:

Taxes	997.17	
Interest on Investments	<u>131.19</u>	<u>1,128.36</u>

Total Available \$ 32,471.66

Disbursements:

Expenses for July		<u>675.00</u>
-------------------	--	---------------

Balance on Hand July 31, 1991 \$ 31,796.66

LIABILITY, PROTECTION & SETTLEMENT FUND

Balance on Hand June 30, 1991		\$384,917.24
-------------------------------	--	--------------

Receipts:

Taxes	11,468.94	
Interest on Investments	1,607.31	
Expenditure Credits	1,421.11	14,497.36

Total Available		\$399,414.60
-----------------	--	--------------

Disbursements:

Expenses for July		<u>6,010.73</u>
-------------------	--	-----------------

Balance on Hand July 31, 1991		<u>\$393,403.87</u>
-------------------------------	--	---------------------

BUILDING BOND PROCEEDS

Balance on Hand June 30, 1991		\$262,349.41
-------------------------------	--	--------------

Receipts:

Interest on Investments		<u>2,284.13</u>
-------------------------	--	-----------------

Total Available		\$264,633.54
-----------------	--	--------------

Disbursements:

Expenses for July		<u>160,804.54</u>
-------------------	--	-------------------

Balance on Hand July 31, 1991		<u>\$103,829.00</u>
-------------------------------	--	---------------------

* * * * *

FUNDS INVESTED

First National Bank	S & C	6.80	6-26-92	\$150,000.00
First National Bank	S & C	6.80	5-10-92	100,000.00
Farmers National Bank	S & C	6.50	5-18-92	100,000.00
Dixon National Bank	S & C	6.60	5-27-92	225,511.38
First National Bank	S & C	7.80	9-25-91	100,000.00
First Bank of Dixon	S & C	6.60	5-6-92	100,000.00
Sterling Federal Bank	Working Cash	7.45	2-1-92	100,000.00
Amcore Bank	Working Cash		Variable	1,022,994.25
Dixon National Bank	Working Cash	7.50	12-19-91	354,364.30
Community State Bank	Working Cash	7.14	2-6-92	100,000.00
Dixon National Bank	Working Cash	6.80	7-5-92	223,380.53
Milledgeville State Bank	Building	8.00	10-12-91	100,000.00
Tampico National Bank	Building	8.00	10-12-91	100,000.00
First National Bank of Amboy	Building	8.50	8-15-91	100,000.00
Rock Falls National Bank	Educ., Bldg., W.C.		Variable	1,174,834.17
Smith Trust & Savings	Education	8.00	8-16-91	100,000.00
Ashton Bank & Trust Co.	Education	8.05	8-15-91	100,000.00
Farmers Bank of Sublette	Education	8.00	8-15-91	100,000.00
First National Bank	Education	7.80	9-20-91	<u>100,000.00</u>

TOTAL INVESTED		\$4,451,084.63
----------------	--	----------------

SAUK VALLEY COMMUNITY COLLEGE
STUDENT LOAN FUND
Period Ending 7/31/91
B A L A N C E S H E E T

ASSETS:

Cash in Bank		\$9,248.75
Notes Receivable		2,455.40

		\$11,704.15
		=====

LIABILITIES & NET WORTH:

Fund Equity	\$11,995.01	
Net Loss	(290.86)	

		\$11,704.15
		=====

P R O F I T A N D L O S S

INCOME:

Interest Income	\$9.14	
Bad Debts Repaid	0.00	

		\$9.14

EXPENSES:

Bad Debts		\$300.00

NET LOSS

(\$290.86)

=====

SAUK VALLEY COMMUNITY COLLEGE
E.O.G. WORKSTUDY FUND
Period Ending July 31, 1991
B A L A N C E S H E E T

Cash on Hand	\$6,680.50	
Workstudy Awards Receivable from Fed. Gov. 1989-90	0.00	
Workstudy Awards Capital 1989-90		172,715.00
Workstudy Awards Paid 1989-90	172,715.00	
E.O.G. Awards Receivable from Fed. Gov. 1989-90	0.00	
E.O.G. Awards Capital 1989-90		61,248.00
E.O.G. Awards Paid 1989-90	61,248.00	
PELL Grant Awards Receivable from Fed. Gov. 1989-90	0.00	
PELL Grant Awards Capital 1989-90		758,261.00
PELL Grant Awards Paid 1989-90	758,261.00	
Workstudy Awards Receivable from Fed. Gov. 1990-91	0.00	
Workstudy Awards Capital 1990-91		172,198.00
Workstudy Awards Paid 1990-91	172,198.00	
EOG Awards Receivable from Fed. Gov. 1990-91	0.00	
EOG Awards Capital 1990-91		62,034.00
EOG Awards Paid 1990-91	62,034.00	
PELL Grant Awards Receivable from Fed. Gov. 1990-91	(73,709.77)	
PELL Grant Awards Capital 1990-91		878,798.00
PELL Grant Awards Paid 1990-91	936,181.06	
Workstudy Awards Receivable from Fed. Gov. 1991-92	171,837.00	
Workstudy Awards Capital 1991-92		171,837.00
Workstudy Awards Paid 1991-92	0.00	
EOG Awards Receivable from Fed. Gov. 1992-92	64,459.00	
EOG Awards Capital 1991-92		64,459.00
EOG Awards Paid 1991-92	0.00	
PELL Grant Awards Receivable from Fed. Gov. 1991-92	500,140.00	
PELL Grant Awards Capital 1991-92		500,140.00
PELL Grant Awards Paid 1991-92	0.00	
Transfer Account	0.00	
Inactive Federal Grants	9,646.21	
	841,690.00	\$2,841,690.00

SAUK VALLEY COMMUNITY COLLEGE BOOKSTORE

Period Ending 7-31-91

B A L A N C E S H E E T

ASSETS:

Cash in Bank	\$186,802.14
Petty Cash	1,000.00
Investments	0.00
Accounts Receivable-Educational Fund	92.07
Inventory 6-30-91	154,713.47
	<u>\$342,607.68</u>

LIABILITIES & NET WORTH:

Accounts Payable-Student Activity Fund	\$10,785.96
Fund Equity	\$330,010.27
Fund Transfer	0.00
Net Gain	1,811.45
	<u>\$342,607.68</u>

P R O F I T A N D L O S S

INCOME:

Textbook Sales	\$9,440.73	
Supply Sales	1,099.58	
Miscellaneous Sales	1,318.79	
Paperback Sales	358.94	
Used Book Sales	4,187.25	
Sales Tax Collected	1,018.91	
Other Income	23.40	
Investment Income	0.00	\$17,447.60

EXPENSES:

Textbooks Purchased	\$11,602.71	
Supplies Purchased	(217.94)	
Miscellaneous Purchased	31.66	
Paperbacks Purchased	104.11	
Used Books Purchased	(36.06)	
Sales Tax Paid	0.00	
Salaries & Wages	3,409.25	
Employee Benefits	0.00	
Transportation Charges	577.93	
Supply Expenses	32.76	
Equipment	0.00	
Travel	0.00	
Telephone	0.00	
Dues & Subscriptions	0.00	
Other Expense	0.00	
Over & Under	131.73	
Bad Debts	0.00	\$15,636.15

NET GAIN on a cash basis without regard to inventory
or accounts payable

\$1,811.45

SAUK VALLEY COMMUNITY COLLEGE
RESTRICTED PURPOSES FUND
July 31, 1991

Balance on Hand - July 1, 1991	\$58,938.40
Void Check #23563 issued 1/91	5.00
Void Check #23564 issued 1/91	5.00
Void Check #23893 issued 2/91	1.00
Write Off Check #24442 issued 4/91	2.00
July Receipts 1991	189,745.35

TOTAL FUNDS AVAILABLE DURING JULY	\$248,696.75
Cash Disbursements - July, 1991	70,901.56

Balance on Hand - July 31, 1991	\$177,795.19
	=====

STATEMENT OF INCOME & EXPENSE
STUDENT ACTIVITY FUND

ACTIVITIES

Student Activity Assessments	\$0.00
Athletic Income	0.00
Drama Income	0.00
Student Activity Income	0.00
Student Activity Income-Restricted Purp. Source	0.00
Student Activity Income - Bookstore Source	0.00
Sauk Talk Income	0.00
Cash Over & Under	0.00
Other Student Activity Income	12.02

	\$12.02

TOTAL INCOME

	BUDGET	EXPENSE
Athletic Expense	0.	237.45
Cheerleader & Pom Pon Squad	0.	0.00
Speech Act. & Readers Theatre	0.	0.00
Drama Expense	0.	0.00
Music Expense	0.	0.00
Student Act. Expense	0.	0.00
Student Senate Expense	0.	0.00
Women's Intercollegiate Exp.	0.	0.00
SVCC Clubs	0.	0.00
Sauk Talk	0.	0.00
Contingencies/Non-Budgeted	0.	0.00
	-----	-----
\$ 0.	TOTAL EXPENSE	\$237.45

Excess of Expenditures over Revenues as of July 31, 1991	(\$225.43)
	=====

STATEMENT OF ASSETS AND LIABILITIES

ASSETS		REVOLVING AGENCY FUND LIABILITIES	AMOUNT
-----		-----	-----
Cash in Bank	177,795.19	Due to Educational Fund	\$5,761.27
		Due to Oper. & Maint. Fund	86.13
Petty Cash	0	Due to Bookstore	0.00
		Due Insurance Fund	0.00
Accts. Rec.	145,534.93	Due to Student Loan Fund	565.60
		Resident Student Tuition	364,820.00
Investments	100,000.00	Resident Tuition Refunds	(14,174.20)
		Out of District Tuition	1,616.80
		Lab Fees	9,408.00
		Lab Fees Refunds	(359.20)
		Accounts Payable	0.00
		-----	\$367,724.40

RESTRICTED AGENCY FUND LIABILITIES

Child Care Operations	(\$3,902.92)
Parking	7,729.56
Recreation Room Fund	2,975.02
Student Locker Fund	1,002.51
Building Fairness Grant	0.00
Community Services	38,078.52
Collegiate Choir	346.04
Spec. Serv. for Disadv. St-Exp	(77,483.56)
Spec. Serv. for Disadv. St-Inc	77,483.56
Sp. Serv. for Disadv. Exp-FY 89	87,953.11
Sp. Serv. for Disadv. Inc-FY 89	(87,953.11)
Sp. Serv. for Disadv. Inc-FY 90	84,595.63
Sp. Serv. for Disadv. Exp-FY 90	(84,595.63)
Spec Serv For Disadv. Inc-FY 91	69,000.00
Spec Serv For Disadv. Exp-FY 91	(78,299.97)
JTPA/CAED Grant FY 91	(1,347.19)
HITS Grant	0.00
HITS Gt./NW Steel	0.00
HITS Gt./Sr. Home Comp.	0.00
Special Population Gt. FY 91	(365.59)
Special Population Gt. FY 92	(1,118.42)
Disadv.-Handicapped Gt. FY 92	(1,612.83)
Quality Assistance Gt.	(2,756.58)
Northwest Passage	2,877.48
Econ. Dev. Gt. II FY 91	7,731.67
Econ. Dev. Gt. II FY 92	(2,921.35)
Econ. Dev. Gt. Inc. FY 91	60,604.00
Econ. Dev. Gt. Exp. FY 91	(60,607.95)
Econ. Dev. Gt. Inc. FY 92	0.00
Econ. Dev. Gt. Exp. FY 92	(207.03)
Student Clubs	1,991.90
Adult Learning Book Charges	3,025.45
College Van	5,602.47
VIP/CPP	342.10
Student Serv/Special Projects	103,720.38
SVCC Athletic Booster Club	4,495.66
JTPA Title IIIA Grant	0.00
DCC/Revenue/FY 91	452,682.75

DCC/Expense/FY 91	(433,921.52)	
DCC/Expense/FY 92	(26,764.99)	
PELL Grants	0.00	
Voc. Educ. Adult Training	(19,933.50)	
Ill. Interp. Workshop	248.25	
SVCC Foundation	(45.00)	
Sauk Area Arts Council	0.00	
Sm. Bus. Dev. Gt./Inc./FY 91	23,500.00	
Sm. Bus. Dev. Gt./Exp./FY 91	(23,500.00)	
Sm. Bus. Dev. Gt./Exp./FY 92	(1,155.67)	
VITAL - Secy of State FY 91	(3,110.31)	
Anna Johnson Estate	270.68	
Nursing Uniforms	1,965.85	
LPN Supplies	527.11	
Miscellaneous Account	0.00	
IL Personal Serv. Withholding	0.00	
LRC Gt. Dept. of Educ. FY 90	3,423.90	
DCC/Sales	0.00	
Title III - MIS/FY 88	(95,417.10)	
Title III - Curr. Dev./FY 88	(60,309.72)	
Title III - Fund Raising/FY 88	(15,806.49)	
Title III - Proj. Admin./FY 88	(23,831.77)	
Title III - Income - FY 88	195,365.08	
Title III - MIS/FY 89	(62,715.97)	
Title III - Curr. Imp./FY 89	(23,133.60)	
Title III - Fund Raising/FY 89	(31,903.38)	
Title III - Proj. Admin./FY 89	(29,895.30)	
Title III - Income/FY 89	147,648.25	
Title III - Income/FY 90	219,560.35	
Title III - MIS/Exp. FY 90	(107,392.33)	
Title III - Curr. Imp./FY 90	(80,317.19)	
Title III - Proj. Adm./Exp. FY90	(31,863.26)	
Title III - Income/FY 91	142,000.00	
Title III - St Serv Ret/Exp FY91	(77,803.26)	
Title III - Nrs. Cln Lab/Exp FY91	(35,129.15)	
Title III - Proj. Admin/Exp FY91	(34,770.78)	
Title III - Eng Comp Lab/Exp FY91	(71,463.49)	\$53,391.37

FUND EQUITY

July 1, 1991	\$2,439.78	
Excess of Expenditures over Revenues as of July '31, 1991	(225.43)	\$2,214.35

TOTAL ASSETS	\$423,330.12	TOTAL LIABILITIES & NET WORTH	\$423,330.12
=====		=====	


BILLS PAYABLE


August 26, 1991

EDUCATION FUND

100-000-499	VOID CHECK #17601 written July - duplicate payment			\$ (700.00)
110-811-541.02	VOID CHECK #17645 written July - duplicate payment			(64.00)
110-810-547	VOID CHECK #17685 written July - duplicate payment			(117.00)
181-000-559	TIAA/CREF	Annuity - Pres.	17689	2,407.63
138-000-541.01	ACT ASSET PROGRAM	Supplies	17690	3,000.00
191-000-550	CHARLES WEST	Travel	17691	509.05
191-000-550	RICHARD GROHARING	Travel	17692	460.28
191-000-535	DIXON PUBLIC SCHOOL DIST. #170	Legal fees	17693	18.28
191-000-549	PERSONA STUDIO	Board pictures	17694	113.58
192-000-544.02	POSTMASTER	Bulk mailing	17695	500.00
110-714-550	MIDWEST TECHNOLOGIST MAMMOGRAPHY CONF.	Reg.	17696	195.00
110-713-541.02	STONY POINT LAUNDRY	Supplies	17697	75.22
192-000-544.02	POSTMASTER	Bulk mailing	17698	454.50
191-000-550	RICHARD GROHARING	Travel	17699	186.75
192-000-554	ROBERTA MCBRIDE	Interview expense	17700	377.63
110-812-541.01	SVCC RESTRICTED PURPOSES FUND	Adjustment	17701	174.87
192-000-544.02	POSTMASTER	Bulk mailing addtl.	17702	72.72
	SVCC PAYROLL FUND	7-31-91 payroll	17703	157,307.52
176-000-575	CENTEL	Service	17704	2,450.03
191-000-535	ROCK FALLS TOWNSHIP HIGH SCHOOL	Legal fees	17705	92.17
191-000-550	A.C.C.T.	Convention reg.	17706	340.00
110-814-513.03	FREEPORT MEMORIAL HOSPITAL	RAD 186 and 286	17707	337.50
191-000-550	SUTTON TRAVEL	Groharing travel	17708	244.40
181-000-550	AMERICAN EXPRESS	Pres. travel	17709	450.00
192-000-544.02	POSTMASTER	Grade mailing	17710	402.52
	SVCC PAYROLL FUND	8-15-91 Payroll	17711	98,643.18
176-000-575	CENTEL	Service	17712	2,076.68
120-000-541.03	USA TODAY	Subscr.	17713	97.50
192-000-544.02	POSTMASTER	Bulk mailing-reg. notices	17714	92.80
131-000-541.01	IACRAO	Membership	17715	85.00
131-000-541.01	AACRAO	Membership	17716	440.00
				<u>\$270,723.81</u>
10,300,541.02	AMERICAN DESIGN COMPONENTS	SUPPLIES	17,717	130.71
31,000,541.01	ARMSTRONG DISPLAY CONCEPTS	SUPPLIES	17,718	54.00
20,000,545.00	BAKER & TAYLOR	BOOKS	17,719	237.23
20,000,545.00	BAKER & TAYLOR	BOOKS	17,720	566.65
38,000,550.00	DOUG BANNON	TRAVEL	17,721	159.04
81,000,559.00	RICHARD BEHRENDT	EXPENSES	17,722	400.00
10,711,541.02	BEHRING DIAGNOSTICS INC	SUPPLIES	17,723	241.25
95,000,534.01	BELL ATLANTIC	MAINT CONTR	17,724	8,727.47
92,000,554.00	BESTWESTERN BRANDYWINE	INTERVIEW EXP	17,725	90.13
1,000,536.00	DR JOHN BONDY	SERVICE	17,726	250.00
81,000,556.00	BRANDYWINE RESTAURANT	MEETINGS	89.62	
92,000,554.00	X X	67.10	17,727	156.72

SAUK VALLEY COMMUNITY COLLEGE

ED BY 

PRESIDENT


SECRETARY
DATE 8/26/91

0,800,542.00	BUTLER PAPER CO	SUPPLIES	17,728	167.27
0,712,541.02	CTB MACMILLAN MCGRAW HILL	SUPPLIES	17,729	300.00
2,000,554.00	CHRONICLE OF HIGHER EDUC	ADS	17,730	1,239.00
6,000,541.01	THE CHRONICLE OF PHILANTHROPY	SUBSCR	17,731	57.50
5,000,550.00	WALTER CLEVENGER	TRAVEL	17,732	359.25
8,000,541.01	BLACK ISSUES IN HIGHER EDUC	SUBSCR	17,733	75.00
8,000,549.00	CONSOLIDATED MANAGEMENT CO	GED GRADUATION	17,734	160.53
0,711,541.02	CURTIN MATHESON SCIENTIFIC	SUPPLIES	17,735	80.18
0,810,547.00	THE DAILY GAZETTE	PUB RELA 146.85		
2,000,547.00	X X	25.52		
2,000,554.00	X X	32.04	17,736	204.41
5,000,541.01	DATA STORM	SUPPLIES	17,737	86.00
0,000,541.03	DAWSON	MAGAZINE SUBSCR	17,738	876.98
2,000,529.00	DENNIS DAY	TUITION REIMB	17,739	300.00
0,000,534.00	DIXON PUBLIC LIBRARY	TELECOMM	17,740	306.03
0,810,547.00	DIXON TELEGRAPH	PUB RELA 4414.55		
2,000,544.02	X X	2553.23 POSTAGE		
2,000,547.00	X X	ADS 23.85		
2,000,554.00	X X	46.08	17,741	7,037.71
2,000,554.00	MICHAEL DUBSON	RECRUITMENT	17,742	499.50
0,711,534.00	ENV SERVICES INC	SERVICE	17,743	275.00
0,000,544.01	EDUCATORS PROGRESS SERVICE	SUPPLIES	17,744	24.25
0,300,541.02	ENGLEWOOD	SUPPLIES	17,745	150.67
0,812,550.00	ZOLLIE HALL	TRAVEL	17,746	147.43
0,800,541.02	HASKELLS	SUPPLIES 35.96		
1,000,541.01	X X	35.08		
8,000,541.01	X X	29.88		
2,000,541.01	X X	231.75	17,747	332.67
0,100,541.02	HELDREF PUBLICATIONS	SUPPLIES	17,748	43.00
8,000,541.01	W H HOHENADEL PRINTING CO	SUPPLIES	17,749	170.59
5,000,541.01	I B M CORPORATION	SUPPLIES 1321.00		
5,000,541.02	X X	21.00	17,750	1,342.00
7,000,593.00	ILLINOIS CENTRAL COLLEGE	CHARGEBACK	17,751	350.10
7,000,593.00	VOID CHE CK		17,752	.00
0,300,541.02	ILL VALLEY COMM COLLEGE	CHARGEBACK	17,753	376.68
0,600,541.02	INDIANA INSTRUMENTS	SUPPLIES	17,754	55.62
0,711,541.02	INTERLAKE CONTINENTAL WATER	SUPPLIES 70.00		
8,000,549.00	X X	35.00	17,755	105.00
0,800,549.00	JOSTENS INC	DIPLOMAS	17,756	84.95
0,810,547.00	KROS BROADCASTING	PUB RELA	17,757	100.00
0,812,550.00	KLOCKES	LUNCHES 10.27		
2,000,554.00	X X	33.36	17,758	43.63
8,000,541.01	KROGERS	SUPPLIES	17,759	27.80
0,00,1.02	LAB GLASS	SUPPLIES	17,760	155.04
0,00,0.00	LUKAS MICROSCOPE SERVICE	REPAIRS	17,761	660.00
1,000,556.00	LUNDSTROM FLORIST	FLOWERS	17,762	35.00
2,000,554.00	MCCASLINS	RECRUITMENT	17,763	14.31
2,000,585.00	MCM ELECTRONICS	EQUIPMENT	17,764	607.50
0,000,541.01	MAGNA PUBLICATIONS INC	SUPPLIES	17,765	79.00
0,000,550.00	RONALD MARLIER	TRAVEL	17,766	193.30
0,800,534.00	A M MULTIGRAPHICS	MAINT CONTR 10410.00		
0,800,542.00	X X	SUPPLIES 267.70	17,767	10,677.70

2,000,546.00	N A E I R	SUPPLIES	17,768	27.68
0,711,541.02	N I L R C	SUPPLIES 89.60		
0,712,541.02	X X	89.60		
0,713,541.02	X X	89.60		
0,714,541.02	X X	89.60		
0,000,541.03	X X	138.11	17,769	496.51
8,000,541.01	N A S F A A	DUES	17,770	453.00
0,818,541.01	NATIONAL TEACHING & LEARNING FORUM	SUBSCR	17,771	39.00
0,300,541.02	NONAME INC	SUPPLIES	17,772	485.09
0,000,534.00	NORTHERN ILL LIBRARY SYS	MAINT CONTR	17,773	554.74
2,000,537.00	PETERSON OFFICE SERVICE	SERVICE 130.50		
2,000,585.00	X X	EQUIPMENT 578.00	17,774	708.50
0,000,541.03	PRAIRIE FARMER	SUBSCR	17,775	29.94
0,300,541.02	PRINT	SUPPLIES	17,776	35.26
0,000,541.03	RADIOLOGY TODAY	SUBSCR	17,777	120.00
0,000,541.03	ROCKFORD REGISTER STAR	SUB SCR	17,778	156.00
2,000,554.00	ROCKFORD REGISTER STAR	ADS	17,779	404.60
7,000,593.00	ROCK VALLEY COLLEGE	CHARGEBACK	17,780	234.45
1,000,559.00	ROTARY CLUB OF STERLING	DUES	17,781	95.50
0,716,541.02	SAM RUMA	SUPPLIES	17,782	143.00
0,711,541.02	RUPP & BOWMAN CO	SUPPLIES	17,783	49.77
0,316,541.02	SVCC BOOKSTORE	SUPPLIES 22.92		
0,400,541.02	X X	27.18		
0,500,541.02	X X	1.97		
0,511,541.02	X X	12.24		
0,712,541.02	X X	21.40		
0,713,541.02	X X	24.74		
0,715,541.02	X X	2.44		
0,800,541.02	X X	3.21		
0,812,541.02	X X	9.69		
0,813,541.02	X X	11.74		
8,000,541.01	X X	155.33		
1,000,541.01	X X	13.04		
2,000,541.01	X X	1.93		
5,000,541.01	X X	5.10		
6,000,541.01	X X	18.86	17,784	331.79
	VOID CHECK		17,785	.00
8,000,541.01	SBM EQUIPMENT CENTER	SUPPLIES 39.00		
2,000,541.01	X X	4.60	17,786	43.60
0,711,541.02	SCIENTIFIC PRODUCTS	SUPPLIES	17,787	1,510.03
0,711,541.02	SERADYN INC	SUPPLIES	17,788	132.89
2,000,541.01	SHAWVER PRESS INC	SUPPLIES 32.02		
1,000,549.00	X X	9.80	17,789	41.82
0,714,550.00	STANLEY SHIPPET	TRAVEL	17,790	132.00
0,711,541.02	SIGMA CHEMICAL CO	SUPPLIES	17,791	468.50
2,000,541.01	STANDARD REGISTER	SIGNATURE PLATE	17,792	158.00
0,810,547.00	STERLING CHAMBER OF COMMERCE	PUB RELA	17,793	650.00
0,713,541.02	STONY POINT LAUNDRY	SUPPLIES	17,794	52.70
3,000,541.01	UNIV OF TEXAS AT AUSTIN	SUPPLIES	17,795	50.00
1,000,559.00	T I A A	PRES INSURANCE	17,796	371.25

95,000,541.01	UARCO	SUPPLIES	17,797	1,029.60
10,810,547.00	W I X N	PUB RELA	17,798	210.00
10,810,547.00	W L L T	PUB RELA	17,799	125.00
10,300,541.02	WARREN RADIO CO	SUPPLIES	17,800	66.00
10,100,550.00	CHARLES WEST	TRAVEL	17,801	46.20
92,000,529.00	PEGGY WHITE	REIMB 4 HOURS	17,802	280.00
20,000,541.01	XEROX CORPORATION	SUPPLIES	17,803	586.42
	SVCC IMPREST FUND	MISC EXPENSES	17,804	349.66
10,813,541.02	SVCC PETTY CASH FUND	SUPPLIES	17,805	3.58

49,485.88

Cks. #17689 - 17716 and void checks

270,723.81

TOTAL EDUCATION FUND FOR AUGUST

\$320,209.69

PROTECTION, HEALTH & SAFETY

390-000-584.01	WILLETT, HOFFMAN & ASSOCIATES INC.	Wastewater plant	126	\$12,157.85
390-000-584.02	TURNER, WITT ASSOCIATES INC.	Roof - 5037.30		
390-000-584.03	x x x	Boiler - 5764.80	127	<u>10,802.10</u>

TOTAL PROTECTION, HEALTH & SAFETY FOR AUGUST

\$22,959.95

LIABILITY, PROTECTION & SETTLEMENT

	VOID CHECK		180	
1292-000-529	DIXON NATIONAL BANK	FICA - 7-31- payroll	181	\$ 136.44
1292-000-529	DIXON NATIONAL BANK	FICA - 8-15 payroll	182	77.00
	VOID CHECK		288	
1292-000-527	DIXON NATIONAL BANK	Medicare - 7-31 payroll	289	1,109.28
1292-000-527	DIXON NATIONAL BANK	Medicare - 8-15 payroll	290	713.75
1292-000-528	WILKINS LOWE & CO.	Officers bond	291	<u>4,320.00</u>

TOTAL LIABILITY, PROTECTION & SETTLEMENT FOR AUGUST

\$6,356.47

OPERATIONS, BUILDING & MAINTENANCE

271-000-571	AMGAS, INC.	Service	3136	\$4,344.34
0,000,541.04	ACE HARDWARE	SUPPLIES	3,137	38.05
0,000,541.04	AIRTITE INC	SUPPLIES	3,138	15.60
0,000,534.01	C & E GLASS CO	REPAIRS	3,139	138.00
6,000,573.00	C OMMONWEALTH EDISON	SERVICE	3,140	25.91
6,000,573.00	C OMMONWEALTH EDISON	SERVICE	3,141	22,291.06
0,000,541.04	CRESCENT ELECTRIC SUPPLY	SUPPLIES	3,142	39.74
0,000,541.04	DIXON PAINT CO	SUPPLIES	3,143	226.76
0,000,541.04	DIXON GARAGE SUPPLY	SUPPLIES	3,144	31.13
0,000,541.04	G & M INDUSTRIAL SUPPLY	SUPPLIES	3,145	212.12
0,000,541.04	GLAFKAS TIRE CITY	SUPPLIES	3,146	16.00
0,000,541.04	GRUMMERTS TRUE VALUE	SUPPLIES	3,147	23.23
0,000,534.01	HASKELLS	SERVICE CONTR	3,148	175.00
0,000,550.00	DANIEL HENSON	TRAVEL	3,149	140.25
0,000,541.04	J & K LOCKSMITH SERVICE	SUPPLIES	3,150	25.00
0,000,541.04	LANDIS & GYR POWERS INC	SUPPLIES	3,151	256.46
0,000,534.01	DAVID MAYES	SEWAGE TESTING	3,152	200.00
0,000,534.01	MONTGOMERY ELEVATOR CO	SERVICE	3,153	515.53
0,000,541.04	MORGAN SERVICES	SUPPLIES	3,154	160.94
0,000,541.04	MOTT BROS CO	SUPPLIES	3,155	199.13

1,000,571.00	NORTHERN ILL. GAS CO	SERVICE	3,156	2,458.66
0,000,534.01	PITNEY BOWES INC	MAINT CONTR	3,157	170.00
0,000,541.04	SVCC BOOKSTORE	SUPPLIES	3,158	33.79
0,000,541.04	SVCC EDUCATION FUND	SUPPLIES	3,159	50.88
0,000,541.04	SENTRY POOL & CHEMICAL SUPPLY	SUPPLIES	3,160	37.25
0,000,541.04	SHERWIN WILLIAMS	SUPPLIES	3,161	12.45
0,000,541.04	STONY POINT LAUNDRY	SUPPLIES	3,162	24.70
0,000,541.04	SORENSEN JANITORIAL SUPPLY	SUPPLIES	3,163	48.90
0,000,541.04	WILSON PAPER CO	SUPPLIES	3,164	128.12

27,570.66

Ck. #3136


4,344.34

TOTAL OPERATIONS, BUILDING & MAINTENANCE FOR AUGUST


\$31,915.00

SAUK VALLEY COMMUNITY COLLEGE

APPROVED BY



PRESIDENT



SECRETARY

DATE 8/26/90

OFFICE OF BUSINESS SERVICES
SAUK VALLEY COMMUNITY COLLEGE

BUDGET SUMMARY REPORT

8/31/91

		R E V E N U E			E X P E N D I T U R E S		
	BEGINNING FY 91 BALANCE (DEFICIT)	BUDGET	TO DATE	%	BUDGET	TO DATE	%
<hr/>							
GENERAL FUNDS							
<hr/>							
Education Fund	\$879,553	\$5,823,000	(\$146,491)	-2.5%	\$6,155,000	\$534,722	8.7%
Operations, Building & Maintenance Fund	769,361	282,000	(15,279)	-5.4%	449,000	40,673	9.1%
<hr/>							
TOTAL OPERATING FUND	\$1,648,914	\$6,105,000	(\$161,770)	-2.6%	\$6,604,000	\$575,395	8.7%
<hr/>							
SPECIAL REVENUE FUNDS							
<hr/>							
Liability, Protection & Settlement Fund (Insurance)	\$449,379	\$252,000	(\$54,818)	-21.8%	\$237,000	\$7,514	3.2%
Audit Fund	\$36,572	\$24,000	(\$4,775)	-19.9%	\$24,000	\$0	0.0%
Operations & Maintenance (Restricted) Fund (Protection, Health and Safety Fund)	\$199,544	\$334,000	(\$31,309)	-9.4%	\$533,544	\$22,960	4.3%
<hr/>							
PROPRIETARY FUNDS							
<hr/>							
Bookstore Fund	\$330,010	\$667,000	\$17,448	2.6%	\$612,000	\$15,636	2.6%
<hr/>							
OTHERS							
<hr/>							
Working Cash Fund	\$2,565,114	\$175,000	\$6,019		\$175,000	\$0	
Building Bond Proceeds Fund (Site and Construction)	\$877,056	\$52,000	\$2,284		\$205,000	\$0	

EXPENDITURES

	BUDGET	PREVIOUS EXPENDITURES	THIS MONTH	TOTAL EXPENDITURES
	-----	-----	-----	-----
110-000-000 INSTRUCTION				
110-100-000 BUSINESS EDUCATION				
110-100-513.01 - Salaries - Full Time	\$0.00	\$0.00	\$0.00	\$0.00
110-100-534 Contractual Services	\$0.00	\$0.00	\$0.00	\$0.00
110-100-541.02 - General Materials & Supplies	\$0.00	\$0.00	\$481.37	\$481.37
110-100-550 - Conference & Meeting Expense	\$0.00	\$0.00	\$46.20	\$46.20
	-----	-----	-----	-----
	\$0.00	\$0.00	\$527.57	\$527.57
110-117-000 FOOD SERVICES				
110-117-534 - Contractual Services	\$0.00	\$0.00	\$0.00	\$0.00
110-117-541.02 - General Materials & Supplies	\$0.00	\$0.00	\$0.00	\$0.00
110-117-550 - Conference & Meeting Expense	\$0.00	\$0.00	\$0.00	\$0.00
	-----	-----	-----	-----
	\$0.00	\$0.00	\$0.00	\$0.00
110-200-000 AGRICULTURE				
110-200-541.02 - General Materials & Supplies	\$0.00	\$0.00	\$0.00	\$0.00
	-----	-----	-----	-----
	\$0.00	\$0.00	\$0.00	\$0.00
110-300-000 INDUSTRIAL EDUCATION				
110-300-513.01 - Salaries - Full Time	\$0.00	\$0.00	\$0.00	\$0.00
110-300-534 - Contractual Services	\$0.00	\$0.00	\$495.00	\$495.00
110-300-541.02 - General Materials & Supplies	\$0.00	\$0.00	\$924.75	\$924.75
110-300-550 - Conference & Meeting Expense	\$0.00	\$0.00	\$0.00	\$0.00
	-----	-----	-----	-----
	\$0.00	\$0.00	\$1,419.75	\$1,419.75
110-314-000 LEARNING ASSISTANCE CENTER				
110-314-534 - Contractual Services	\$0.00	\$0.00	\$0.00	\$0.00
110-314-541.02 - General Materials & Supplies	\$0.00	\$0.00	\$0.00	\$0.00
110-314-550 - Conference & Meeting Expense	\$0.00	\$0.00	\$0.00	\$0.00
	-----	-----	-----	-----
	\$0.00	\$0.00	\$0.00	\$0.00
110-316-000 HUMAN SERVICES				
110-316-534 Contractual Services	\$0.00	\$0.00	\$0.00	\$0.00
110-316-541.02 - General Materials & Supplies	\$0.00	\$0.00	\$22.92	\$22.92
110-316-550 - Conference & Meeting Expense	\$0.00	\$0.00	\$0.00	\$0.00
	-----	-----	-----	-----
	\$0.00	\$0.00	\$22.92	\$22.92
110-400-000 SOCIAL SCIENCE				
110-400-513.01 - Salaries - Full Time	\$0.00	\$0.00	\$0.00	\$0.00
110-400-541.02 - General Materials & Supplies	\$0.00	\$0.00	\$208.83	\$208.83
110-400-550 - Conference & Meeting Expense	\$0.00	\$0.00	\$0.00	\$0.00
	-----	-----	-----	-----
	\$0.00	\$0.00	\$208.83	\$208.83

110-410-000 E.M.T.

110-410-534	- Contractual Services	\$0.00	\$0.00	\$0.00	\$0.00
110-410-541.02	- General Materials & Supplies	\$0.00	\$0.00	\$0.00	\$0.00
110-410-550	- Conference & Meeting Expense	\$0.00	\$0.00	\$0.00	\$0.00

		\$0.00	\$0.00	\$0.00	\$0.00

110-418-000 CRIMINAL JUSTICE

110-418-513.01	- Salaries - Full Time	\$0.00	\$0.00	\$0.00	\$0.00
110-418-534	- Contractual Services	\$0.00	\$0.00	\$0.00	\$0.00
110-418-541.02	- General Materials & Supplies	\$0.00	\$0.00	\$0.00	\$0.00
110-418-550	- Conference & Meeting Expense	\$0.00	\$0.00	\$0.00	\$0.00

		\$0.00	\$0.00	\$0.00	\$0.00

110-500-000 HUMANITIES

110-500-513.01	- Salaries-Full Time (Humanities)	\$0.00	\$0.00	\$0.00	\$0.00
110-500-541.02	- General Materials & Supplies (Humanities)	\$0.00	\$0.00	\$61.40	\$61.40
110-500-541.03	- General Supplies - Title III (Humanities)	\$0.00	\$0.00	\$0.00	\$0.00
110-500-550	- Conference & Meeting Expense (Humanities)	\$0.00	\$0.00	\$0.00	\$0.00

		\$0.00	\$0.00	\$61.40	\$61.40

110-511-513.01	- Salaries-Full Time (Art)	\$0.00	\$0.00	\$0.00	\$0.00
110-511-534	- Contractual Services (Art)	\$0.00	\$0.00	\$0.00	\$0.00
110-511-541.02	- General Materials & Supplies (Art)	\$0.00	\$0.00	\$70.34	\$70.34
110-511-550	- Conference & Meeting Expense (Art)	\$0.00	\$0.00	\$0.00	\$0.00

		\$0.00	\$0.00	\$70.34	\$70.34

110-512-513.01	- Salaries-Full Time (Music)	\$0.00	\$0.00	\$0.00	\$0.00
110-512-534	- Contractual Services (Music)	\$0.00	\$0.00	\$0.00	\$0.00
110-512-541.02	- General Materials & Supplies(Music)	\$0.00	\$0.00	\$51.15	\$51.15
110-512-550	- Conference & Meeting Expense(Music)	\$0.00	\$0.00	\$0.00	\$0.00

		\$0.00	\$0.00	\$51.15	\$51.15

110-600-000 MATH SCIENCE

110-600-513.01	- Salaries - Full Time	\$0.00	\$0.00	\$0.00	\$0.00
110-600-534	- Contractual Services	\$0.00	\$0.00	\$660.00	\$660.00
110-600-541.02	- General Materials & Supplies	\$0.00	\$0.00	\$423.55	\$423.55
110-600-550	- Conference & Meeting Expense	\$0.00	\$0.00	\$0.00	\$0.00

		\$0.00	\$0.00	\$1,083.55	\$1,083.55

110-711-000 MED. LAB. TECHNOLOGY

110-711-513.01	- Salaries - Full Time	\$0.00	\$0.00	\$5,192.25	\$5,192.25
110-711-534	- Contractual Services	\$0.00	\$0.00	\$1,025.00	\$1,025.00
110-711-541.02	- General Materials & Supplies	\$0.00	\$0.00	\$2,649.36	\$2,649.36
110-711-550	- Conference & Meeting Expense	\$0.00	\$0.00	\$0.00	\$0.00

		\$0.00	\$0.00	\$8,866.61	\$8,866.61

110-712-000 A.D. NURSING

110-712-513.01 - Salaries - Full Time	\$0.00	\$0.00	\$0.00	\$0.00
110-712-516 - Salaries - Office Staff	\$0.00	\$0.00	\$2,327.37	\$2,327.37
110-712-534.01 - Contractual Services	\$0.00	\$0.00	\$434.05	\$434.05
110-712-534.02 - Contractual Services - Title III	\$0.00	\$0.00	\$0.00	\$0.00
110-712-541.02 - General Materials & Supplies	\$0.00	\$0.00	\$0.00	\$0.00
110-712-550 - Conference & Meeting Expense	\$0.00	\$0.00	\$0.00	\$0.00
	\$0.00	\$0.00	\$2,761.42	\$2,761.42

110-713-000 L.P. NURSING

110-713-513.01 - Salaries - Full Time	\$0.00	\$0.00	\$0.00	\$0.00
110-713-534 - Contractual Services	\$0.00	\$0.00	\$0.00	\$0.00
110-713-541.02 - General Materials & Supplies	\$0.00	\$0.00	\$269.46	\$269.46
110-713-550 - Conference & Meeting Expense	\$0.00	\$0.00	\$0.00	\$0.00
	\$0.00	\$0.00	\$269.46	\$269.46

110-714-000 RADIOLOGIC TECHNOLOGY

110-714-513.01 - Salaries - Full Time	\$0.00	\$0.00	\$4,839.60	\$4,839.60
110-714-534 - Contractual Services	\$0.00	\$0.00	\$0.00	\$0.00
110-714-541.02 - General Materials & Supplies	\$0.00	\$0.00	\$115.85	\$115.85
110-714-550 - Conference & Meeting Expense	\$0.00	\$0.00	\$378.70	\$378.70
	\$0.00	\$0.00	\$5,334.15	\$5,334.15

110-715-000 PHYSICAL EDUCATION

110-715-513.01 Salaries - Full Time	\$0.00	\$0.00	\$0.00	\$0.00
110-715-534 - Contractual Services	\$0.00	\$0.00	\$0.00	\$0.00
110-715-541.02 - General Materials & Supplies	\$0.00	\$0.00	\$2.44	\$2.44
110-715-550 - Conference & Meeting Expense	\$0.00	\$0.00	\$0.00	\$0.00
	\$0.00	\$0.00	\$2.44	\$2.44

110-716-000 NURSING ASSISTANT

110-716-534 - Contractual Services	\$0.00	\$0.00	\$0.00	\$0.00
110-716-541.02 - General Materials & Supplies	\$0.00	\$0.00	\$154.75	\$154.75
110-716-550 - Conference & Meeting Expense	\$0.00	\$0.00	\$0.00	\$0.00
	\$0.00	\$0.00	\$154.75	\$154.75

110-800-000 FACULTY OFFICE & REPRODUCTION ROOM

110-800-516 - Salaries - Secretarial	\$0.00	\$0.00	\$5,094.51	\$5,094.51
110-800-518.01 - Student Employees - Federal (Faculty Office)	\$0.00	\$0.00	\$1,266.49	\$1,266.49
110-800-518.01-1 - Student Employees - Federal (Workroom)	\$0.00	\$0.00	\$397.37	\$397.37
110-800-534.01 Contractual Services (Fac. Off)	\$0.00	\$0.00	\$0.00	\$0.00
110-800-534 - Contractual Services (Workroom)	\$0.00	\$0.00	\$10,755.00	\$10,755.00
110-800-537 Contractual (UNALLOCATED)	\$0.00	\$0.00	\$0.00	\$0.00
110-800-542 - General Materials & Supplies (Workroom)	\$0.00	\$0.00	\$3,252.62	\$3,252.62
110-800-541.02 General Materials & Supplies (Faculty Office)	\$0.00	\$0.00	\$51.17	\$51.17
110-800-541.03 General Materials & Supplies (Institutional Committees)	\$0.00	\$0.00	\$0.00	\$0.00
	\$0.00	\$0.00	\$20,817.16	\$20,817.16

110-810-000 MARKETING & PUBLIC RELATIONS

110-810-511	- Salaries - Administrative	\$0.00	\$0.00	\$3,336.66	\$3,336.66
110-810-516	- Salaries - Secretarial	\$0.00	\$0.00	\$4,602.00	\$4,602.00
110-810-547	- General Materials & Supplies	\$0.00	\$0.00	\$5,855.95	\$5,855.95
110-810-550	- Conference & Meeting Expense	\$0.00	\$0.00	\$0.00	\$0.00
		\$0.00	\$0.00	\$13,794.61	\$13,794.61

110-811-000 DEAN OF ARTS & SOCIAL SCIENCES

110-811-511	- Salaries - Administrative	\$0.00	\$0.00	\$6,402.87	\$6,402.87
110-811-513.02	- Salaries - Instruction (Part-time)	\$0.00	\$0.00	\$0.00	\$0.00
110-811-513.03	- Salaries - Instruction (Summer)	\$0.00	\$0.00	\$51,723.59	\$51,723.59
110-811-516	- Salaries - Secretarial	\$0.00	\$0.00	\$2,430.99	\$2,430.99
110-811-518.01	- Student Employees (Federal)	\$0.00	\$0.00	\$879.75	\$879.75
110-811-534	- Contractual Services	\$0.00	\$0.00	\$0.00	\$0.00
110-811-541.01	- General Materials & Supplies	\$0.00	\$0.00	\$9.52	\$9.52
110-811-550	- Conference & Meeting Expense	\$0.00	\$0.00	\$217.80	\$217.80
		\$0.00	\$0.00	\$61,664.52	\$61,664.52

110-812-000 DEAN OF BUSINESS & TECHNOLOGY

110-812-511	- Salaries - Administrative	\$0.00	\$0.00	\$6,946.26	\$6,946.26
110-812-513.02	- Salaries - Instruction (Part-time)	\$0.00	\$0.00	\$0.00	\$0.00
110-812-513.03	- Salaries - Instruction (Summer)	\$0.00	\$0.00	\$47,376.90	\$47,376.90
110-812-516	- Salaries Secretarial	\$0.00	\$0.00	\$1,992.12	\$1,992.12
110-812-518.01	- Student Employees (Federal)	\$0.00	\$0.00	\$1,386.99	\$1,386.99
110-812-541.01	- General Materials & Supplies	\$0.00	\$0.00	\$205.63	\$205.63
110-812-550	- Conference & Meeting Expense	\$0.00	\$0.00	\$157.70	\$157.70
		\$0.00	\$0.00	\$58,065.60	\$58,065.60

110-813-000 DEAN OF COMM & EXTENDED SERVICES

110-813-511	- Salaries - Administrative	\$0.00	\$0.00	\$6,178.38	\$6,178.38
110-813-513.02	- Instructional Salaries	\$0.00	\$0.00	\$337.50	\$337.50
110-813-513.03	- Community Service Coordinators	\$0.00	\$0.00	\$0.00	\$0.00
110-813-516	- Salaries - Secretarial	\$0.00	\$0.00	\$1,937.76	\$1,937.76
110-813-518.01	- Student Employees (Federal)	\$0.00	\$0.00	\$250.75	\$250.75
110-813-534	- Contractual Services	\$0.00	\$0.00	\$0.00	\$0.00
110-813-541.02	- General Materials & Supplies	\$0.00	\$0.00	\$207.23	\$207.23
110-813-550	- Conference & Meeting Expense	\$0.00	\$0.00	\$0.00	\$0.00
		\$0.00	\$0.00	\$8,911.62	\$8,911.62

110-814-000 NURSING EDUCATION

110-814-511	- Salaries - Administrative	\$0.00	\$0.00	\$4,635.99	\$4,635.99
110-814-513.02	- Salaries - Instruction (Part-time)	\$0.00	\$0.00	\$555.54	\$555.54
110-814-513.03	- Salaries - Instructional (Summer)	\$0.00	\$0.00	\$11,190.63	\$11,190.63
110-814-518.01	- Student Employees (Federal)	\$0.00	\$0.00	\$654.49	\$654.49
110-814-534	- Contractual Services	\$0.00	\$0.00	\$0.00	\$0.00
110-814-541.01	- General Materials & Supplies	\$0.00	\$0.00	\$38.87	\$38.87
110-814-550	- Conference & Meeting Expense	\$0.00	\$0.00	\$0.00	\$0.00
		\$0.00	\$0.00	\$17,075.52	\$17,075.52

110-815-000 ACADEMIC SKILLS CENTER

110-815-513.01 - Salaries - Full Time	\$0.00	\$0.00	\$0.00	\$0.00
110-815-534 - Contractual Services	\$0.00	\$0.00	\$0.00	\$0.00
110-815-541.02 - General Materials & Supplies	\$0.00	\$0.00	\$320.66	\$320.66
110-815-550 - Conference & Meeting Expense	\$0.00	\$0.00	\$0.00	\$0.00
	-----	-----	-----	-----
	\$0.00	\$0.00	\$320.66	\$320.66

110-816-000 HONORS PROGRAM

110-816-534 - Contractual Services	\$0.00	\$0.00	\$0.00	\$0.00
110-816-541.02 - General Materials & Supplies	\$0.00	\$0.00	\$0.00	\$0.00
110-816-550 - Conference & Meeting Expense	\$0.00	\$0.00	\$0.00	\$0.00
	-----	-----	-----	-----
	\$0.00	\$0.00	\$0.00	\$0.00

110-818-000 VICE PRESIDENT OF INSTRUCTION

110-818-511 - Salaries - Administrative	\$0.00	\$0.00	\$7,926.00	\$7,926.00
110-818-516 - Salaries - Secretarial	\$0.00	\$0.00	\$3,083.64	\$3,083.64
110-818-518 - Student Tutors	\$0.00	\$0.00	\$0.00	\$0.00
110-818-518.01 - Student Employees (Federal)	\$0.00	\$0.00	\$832.99	\$832.99
110-818-534 - Contractual Services	\$0.00	\$0.00	\$860.00	\$860.00
110-818-541.01 - General Materials & Supplies	\$0.00	\$0.00	\$167.83	\$167.83
110-818-550 - Conference & Meeting Expense	\$0.00	\$0.00	\$36.00	\$36.00
	-----	-----	-----	-----
	\$0.00	\$0.00	\$12,906.46	\$12,906.46

120-000-000 LEARNING RESOURCE CENTER

120-000-513.03 - Salaries - Instructional (Summer)	\$0.00	\$0.00	\$4,500.00	\$4,500.00
120-000-515 - Salaries - Professional	\$0.00	\$0.00	\$5,475.90	\$5,475.90
120-000-516 - Salaries - Secretarial	\$0.00	\$0.00	\$4,590.12	\$4,590.12
120-000-518.01 - Student Employees (Federal)	\$0.00	\$0.00	\$1,253.73	\$1,253.73
120-000-534 - Contractual Services	\$0.00	\$0.00	\$1,271.54	\$1,271.54
120-000-541.01 - Xerox Supplies	\$0.00	\$0.00	(\$170.57)	(\$170.57)
120-000-541.03 - Library Supplies	\$0.00	\$0.00	\$8,331.22	\$8,331.22
120-000-544.01 - Audio Visual Supplies	\$0.00	\$0.00	(\$108.38)	(\$108.38)
120-000-545 - Library Books	\$0.00	\$0.00	\$840.83	\$840.83
120-000-550 - Conference & Meeting Expense	\$0.00	\$0.00	\$0.00	\$0.00
	-----	-----	-----	-----
	\$0.00	\$0.00	\$25,984.39	\$25,984.39

130-000-000 STUDENT SERVICES AND AIDS
131-000-000 ADMISSIONS AND RECORDS

131-000-511 - Salaries - Administrative	\$0.00	\$0.00	\$5,112.75	\$5,112.75
131-000-516 - Salaries - Secretarial	\$0.00	\$0.00	\$8,810.64	\$8,810.64
131-000-518.01 - Student Employees (Federal)	\$0.00	\$0.00	\$1,107.10	\$1,107.10
131-000-534 - Contractual Services	\$0.00	\$0.00	\$0.00	\$0.00
131-000-541.01 - General Materials & Supplies	\$0.00	\$0.00	\$720.23	\$720.23
131-000-550 - Conference & Meeting Expense	\$0.00	\$0.00	\$0.00	\$0.00
	-----	-----	-----	-----
	\$0.00	\$0.00	\$15,750.72	\$15,750.72

132-000-000 COUNSELING AND TESTING

132-000-515	- Salaries - Professional	\$0.00	\$0.00	\$14,658.36	\$14,658.36
132-000-516	- Salaries - Secretarial	\$0.00	\$0.00	\$1,968.00	\$1,968.00

		\$0.00	\$0.00	\$16,626.36	\$16,626.36

133-000-541.01	HEALTH SERVICES - Materials	\$0.00	\$0.00	\$0.00	\$0.00

		\$0.00	\$0.00	\$0.00	\$0.00

134-000-000 FINANCIAL AIDS

134-000-511	- Salaries - Administrative	\$0.00	\$0.00	\$6,193.62	\$6,193.62
134-000-516	- Salaries - Secretarial	\$0.00	\$0.00	\$4,569.87	\$4,569.87

		\$0.00	\$0.00	\$10,763.49	\$10,763.49

138-000-000 VICE PRESIDENT OF STUDENT SERVICES

138-000-511	- Salaries - Administrative	\$0.00	\$0.00	\$7,526.01	\$7,526.01
138-000-516	- Salaries - Secretarial	\$0.00	\$0.00	\$2,387.88	\$2,387.88
138-000-518.01	- Student Employees (Federal)	\$0.00	\$0.00	\$5,748.87	\$5,748.87
138-000-519	- Other Salaries (Coaching)	\$0.00	\$0.00	\$2,587.24	\$2,587.24
138-000-534	- Contractual Services	\$0.00	\$0.00	\$499.00	\$499.00
138-000-541.01	- General Materials & Supplies	\$0.00	\$0.00	\$6,805.25	\$6,805.25
138-000-549	- Commencement	\$0.00	\$0.00	\$295.48	\$295.48
138-000-550	- Conference & Meeting Expense	\$0.00	\$0.00	\$395.42	\$395.42
138-000-554	- Student Recruitment	\$0.00	\$0.00	\$0.00	\$0.00

		\$0.00	\$0.00	\$26,245.15	\$26,245.15

140-000-000 PUBLIC SERVICES

140-000-514.02	- Salaries	\$0.00	\$0.00	\$0.00	\$0.00
140-000-534	- Contractual Services	\$0.00	\$0.00	\$0.00	\$0.00
140-000-541.02	- General Materials & Supplies	\$0.00	\$0.00	\$0.00	\$0.00

		\$0.00	\$0.00	\$0.00	\$0.00

170-000-000 OPERATION & MAINTENANCE OF PLANT

171-000-517	- Salaries - Service Staff	\$0.00	\$0.00	\$51,672.65	\$51,672.65
171-000-518.01	- Student Employees (Federal)	\$0.00	\$0.00	\$9,832.21	\$9,832.21
171-000-518.017	- Matrons Work Study (Federal)	\$0.00	\$0.00	\$2,752.69	\$2,752.69
176-000-575	- Telephone	\$0.00	\$0.00	\$5,150.05	\$5,150.05

		\$0.00	\$0.00	\$69,407.60	\$69,407.60

181-000-000 GENERAL ADMINISTRATION
181-000-000 PRESIDENT'S OFFICE

181-000-511	- Salaries - Administrative	\$0.00	\$0.00	\$10,863.51	\$10,863.51
181-000-516	- Salaries - Secretarial	\$0.00	\$0.00	\$3,531.39	\$3,531.39
181-000-518.01	- Student Employees (Federal)	\$0.00	\$0.00	\$429.25	\$429.25
181-000-534	- Contractual Services	\$0.00	\$0.00	\$0.00	\$0.00
181-000-541.01	- General Materials & Supplies	\$0.00	\$0.00	\$267.42	\$267.42
181-000-550	- Conference & Meeting Expense	\$0.00	\$0.00	\$625.00	\$625.00
181-000-556	- Special Affairs	\$0.00	\$0.00	\$124.62	\$124.62
181-000-559	- Other Conf. & Meeting Expense	\$0.00	\$0.00	\$4,126.88	\$4,126.88

		\$0.00	\$0.00	\$19,968.07	\$19,968.07

182-000-000 VICE PRESIDENT OF BUSINESS SERVICES

182-000-511	- Salaries - Administrative	\$0.00	\$0.00	\$16,233.00	\$16,233.00
182-000-512	- Salaries - Professional	\$0.00	\$0.00	\$967.50	\$967.50
182-000-516	- Salaries - Secretarial	\$0.00	\$0.00	\$12,805.89	\$12,805.89
182-000-534	- Contractual Services	\$0.00	\$0.00	\$560.00	\$560.00
182-000-541.01	- General Materials & Supplies	\$0.00	\$0.00	(\$4,361.68)	(\$4,361.68)
182-000-550	- Conference & Meeting Expense	\$0.00	\$0.00	\$98.28	\$98.28
		\$0.00	\$0.00	\$26,302.99	\$26,302.99

190-000-000 INSTITUTIONAL SUPPORT

191-000-000 BOARD OF TRUSTEES

191-000-535	- Contractual -Legal	\$0.00	\$0.00	\$360.45	\$360.45
191-000-549	- Other Gen Supplies (Election)	\$0.00	\$0.00	\$237.43	\$237.43
191-000-550	- Conference & Meeting Expense	\$0.00	\$0.00	\$1,790.48	\$1,790.48
		\$0.00	\$0.00	\$2,388.36	\$2,388.36

192-000-000 INSTITUTIONAL SUPPORT EXPENSES

192-000-516	- Salaries - Secretarial	\$0.00	\$0.00	\$2,676.70	\$2,676.70
192-000-518.01	- Student Employees (Federal)	\$0.00	\$0.00	\$864.85	\$864.85
192-000-518.03	- Student Employees (Federal)				
	(Contingency)	\$0.00	\$0.00	\$726.75	\$726.75
192-000-521	- Group Medical & Life Insurance	\$0.00	\$0.00	\$43,824.70	\$43,824.70
192-000-524	- Medical Examination Fee	\$0.00	\$0.00	\$0.00	\$0.00
192-000-529	- Tuition Reimbursement	\$0.00	\$0.00	\$580.00	\$580.00
192-000-532	- Curriculum Development	\$0.00	\$0.00	\$0.00	\$0.00
192-000-537	- UNALLOCATED Contractual	\$0.00	\$0.00	\$130.50	\$130.50
192-000-539	- In-Service Training	\$0.00	\$0.00	\$0.00	\$0.00
192-000-541.02	- Supplies (Faculty Association)	\$0.00	\$0.00	\$0.17	\$0.17
192-000-544.02	- Postage	\$0.00	\$0.00	\$4,203.68	\$4,203.68
192-000-546	- Publications/Dues	\$0.00	\$0.00	\$6,478.83	\$6,478.83
192-000-547	- Advertising	\$0.00	\$0.00	\$49.37	\$49.37
192-000-554	- Recruitment	\$0.00	\$0.00	\$3,424.05	\$3,424.05
		\$0.00	\$0.00	\$62,959.60	\$62,959.60

192-000-580 CAPITAL OUTLAY

192-000-585	- Equipment	\$0.00	\$0.00	\$1,185.50	\$1,185.50
		\$0.00	\$0.00	\$1,185.50	\$1,185.50

193-000-000 AFFIRMATIVE ACTION

193-000-534	- Contractual Services	\$0.00	\$0.00	\$0.00	\$0.00
193-000-541.02	- General Materials & Supplies	\$0.00	\$0.00	\$41.10	\$41.10
193-000-550	- Conference & Meeting Expense	\$0.00	\$0.00	\$0.00	\$0.00
		\$0.00	\$0.00	\$41.10	\$41.10

194-000-000 INSTITUTIONAL RESEARCH

194-000-534	- Contractual Services	\$0.00	\$0.00	\$0.00	\$0.00
194-000-541.02	- General Materials & Supplies	\$0.00	\$0.00	\$0.00	\$0.00
		\$0.00	\$0.00	\$0.00	\$0.00

195-000-000 INFORMATION SYSTEMS

195-000-511	- Salaries - Administrative	\$0.00	\$0.00	\$11,289.73	\$11,289.73
195-000-516	- Salaries - Office Staff	\$0.00	\$0.00	\$4,439.28	\$4,439.28
195-000-518.01	- Student Employees (Federal)	\$0.00	\$0.00	\$601.37	\$601.37
195-000-532	- Contractual - Consulting (Business Office)	\$0.00	\$0.00	\$0.00	\$0.00
195-000-534.01	- Contractual - Admin.	\$0.00	\$0.00	\$9,272.47	\$9,272.47
195-000-534.02	- Contractual - Educ.	\$0.00	\$0.00	\$3,000.00	\$3,000.00
195-000-541.01	- General Supplies - Admin.	\$0.00	\$0.00	\$2,791.59	\$2,791.59
195-000-541.02	- General Supplies - Educ.	\$0.00	\$0.00	\$4.50	\$4.50
195-000-550	- Conference & Meeting Expense	\$0.00	\$0.00	\$359.25	\$359.25

		\$0.00	\$0.00	\$31,758.19	\$31,758.19

196-000-000 PLANNING AND DEVELOPMENT

196-000-511	- Salaries - Administrative	\$0.00	\$0.00	\$7,188.99	\$7,188.99
196-000-516	- Salaries - Secretarial	\$0.00	\$0.00	\$2,493.51	\$2,493.51
196-000-534	- Contractual Services	\$0.00	\$0.00	\$0.00	\$0.00
196-000-541.01	- General Materials & Supplies	\$0.00	\$0.00	\$306.05	\$306.05
196-000-550	- Conference & Meeting Expense	\$0.00	\$0.00	\$0.00	\$0.00

		\$0.00	\$0.00	\$9,988.55	\$9,988.55

197-000-593 TUITION CHARGE-BACK

	\$0.00	\$0.00	\$961.23	\$961.23

	\$0.00	\$0.00	\$961.23	\$961.23

199-000-600 PROVISION FOR CONTINGENCIES

	\$0.00	\$0.00	\$0.00	\$0.00
	\$0.00	\$0.00	\$0.00	\$0.00

TOTAL EDUCATIONAL FUND EXPENDITURES.

	\$0.00	\$0.00	\$534,721.79	\$534,721.79
	=====			

OPERATIONS & MAINTENANCE FUND

270-000-000 OPERATIONS & MAINTENANCE FUND

270-000-534.01	- Contractual Services	\$0.00	\$0.00	\$9,756.06	\$9,756.06
270-000-534.02	- Contractual - Fitness Center	\$0.00	\$0.00	\$0.00	\$0.00
270-000-541.04	- General Materials & Supplies	\$0.00	\$0.00	\$1,648.00	\$1,648.00
270-000-550	- Conference & Meeting Expense	\$0.00	\$0.00	\$148.50	\$148.50

		\$0.00	\$0.00	\$11,552.56	\$11,552.56
271-000-571	- Gas	\$0.00	\$0.00	\$6,803.00	\$6,803.00
276-000-573	- Electricity	\$0.00	\$0.00	\$22,316.97	\$22,316.97
276-000-587	- Equipment	\$0.00	\$0.00	\$0.00	\$0.00

290-000-000	INSTITUTIONAL SUPPORT				
292-000-560	- Fixed Charges				
292-000-561	- Rental	\$0.00	\$0.00	\$0.00	\$0.00
		\$0.00	\$0.00	\$0.00	\$0.00
299-000-600	PROVISION FOR CONTINGENCIES	\$0.00	\$0.00	\$0.00	\$0.00
		\$0.00	\$0.00	\$0.00	\$0.00
TOTAL OPERATIONS & MAINTENANCE FUND EXPENDITURES		\$0.00	\$0.00	\$40,672.53	\$40,672.53
=====					
TOTAL OPERATING FUND EXPENDITURES		\$0.00	\$0.00	\$575,394.32	\$575,394.32
=====					

EXPENDITURES

	BUDGET	PREVIOUS EXPENDITURES	THIS MONTH	TOTAL EXPENDITURES
--	--------	--------------------------	---------------	-----------------------

LIABILITY, PROTECTION & SETTLEMENT FUND

1292-000-000 Institutional Support

1292-000-523	- Worker's Compensation	\$0.00	\$0.00	\$0.00	\$0.00
1292-000-526	- FICA Insurance	\$0.00	\$0.00	\$312.54	\$312.54
1292-000-527	- Medicare	\$0.00	\$0.00	\$2,881.40	\$2,881.40
1292-000-528	- Tort Liability Insurance	\$0.00	\$0.00	\$4,320.00	\$4,320.00

TOTAL LIABILITY, PROTECTION & SETTLEMENT EXPENDITURES	\$0.00	\$0.00	\$7,513.94	\$7,513.94
---	--------	--------	------------	------------

AUDIT FUND

1192-000-531	- Audit Services	\$0.00	\$0.00	\$0.00	\$0.00
--------------	------------------	--------	--------	--------	--------

TOTAL AUDIT FUND EXPENDITURES	\$0.00	\$0.00	\$0.00	\$0.00
-------------------------------	--------	--------	--------	--------

WORKING CASH FUND

700-000-711	- Transfer to Other Funds	\$0.00	\$0.00	\$0.00	\$0.00
-------------	---------------------------	--------	--------	--------	--------

TOTAL WORKING CASH FUND EXPENDITURES	\$0.00	\$0.00	\$0.00	\$0.00
--------------------------------------	--------	--------	--------	--------

CAPITAL PROJECTS

BUILDING BOND PROCEEDS FUND

1390-000-000 Institutional Support

	- Signs	\$0.00	\$0.00	\$0.00	\$0.00
1390-000-582	- Site Improvement	\$0.00	\$0.00	\$0.00	\$0.00
1390-000-584	- Building Improvement	\$0.00	\$0.00	\$0.00	\$0.00
	- Blinds	\$0.00	\$0.00	\$0.00	\$0.00
	- Data Proc High Tech	\$0.00	\$0.00	\$0.00	\$0.00
1390-000-586	- Equipment-Instructional	\$0.00	\$0.00	\$0.00	\$0.00
1390-000-587	- Equipment-Service	\$0.00	\$0.00	\$0.00	\$0.00
1390-000-589	- Other Capital Outlay	\$0.00	\$0.00	\$0.00	\$0.00

TOTAL BUILDING BOND PROCEEDS FUND EXPENDITURES	\$0.00	\$0.00	\$0.00	\$0.00
--	--------	--------	--------	--------

PROTECTION, HEALTH & SAFETY FUND

0390-000-584	- Building Improvements	\$0.00	\$0.00	\$22,959.95	\$22,959.95
--------------	-------------------------	--------	--------	-------------	-------------

TOTAL PROTECTION, HEALTH & SAFETY FUND EXPENDITURES	\$0.00	\$0.00	\$22,959.95	\$22,959.95
---	--------	--------	-------------	-------------

PROPRIETARY FUNDS

	- Bookstore Expenditures	\$0.00	\$0.00	\$15,636.15	\$15,636.15
--	--------------------------	--------	--------	-------------	-------------

TOTAL PROPRIETARY FUNDS EXPENDITURES	\$0.00	\$0.00	\$15,636.15	\$15,636.15
--------------------------------------	--------	--------	-------------	-------------

REVENUE	BUDGET	PREVIOUS RECEIPTS	THIS MONTH	TOTAL RECEIPTS
100-000-400 EDUCATIONAL FUND				
100-000-410 Local Governmental Sources				
100-000-411.01 - 1/2 1990 Taxes	\$0.00	\$0.00	(\$150,194.28)	(\$150,194.28)
100-000-411.02 - 1/2 1991 Taxes	\$0.00	\$0.00	\$0.00	\$0.00
100-000-414 - Chargeback Revenue	\$0.00	\$0.00	\$1,519.04	\$1,519.04
Back Taxes	\$0.00	\$0.00	\$45.20	\$45.20
TOTAL LOCAL GOVERNMENT REVENUE	\$0.00	\$0.00	(\$148,630.04)	(\$148,630.04)
100-000-420 State Governmental Sources				
100-000-421 - State Apportionment				
Based on FY '88 enrollment - 45,297 hrs.	\$0.00	\$0.00	\$0.00	\$0.00
100-000-421.02 - State Equalization Grants	\$0.00	\$0.00	\$0.00	\$0.00
100-000-421-060 - Advanced Technology Grant	\$0.00	\$0.00	\$0.00	\$0.00
100-000-423 - Vocational Technical Education				
100-000-423.01.1 - Regular Reimbursement	\$0.00	\$0.00	\$0.00	\$0.00
100-000-423.01.2 - Equipment Reimbursement	\$0.00	\$0.00	\$0.00	\$0.00
TOTAL STATE GOVERNMENT REVENUE	\$0.00	\$0.00	\$0.00	\$0.00
100-000-430 Federal Governmental Sources				
100-000-431 - Federal Work Study	\$0.00	\$0.00	\$0.00	\$0.00
100-000-439 - Other Federal	\$0.00	\$0.00	\$0.00	\$0.00
TOTAL FEDERAL GOVERNMENT REVENUE	\$0.00	\$0.00	\$0.00	\$0.00
100-000-440 Student Tuition and Fees				
100-000-441.01 - Summer	\$0.00	\$0.00	\$0.00	\$0.00
100-000-441.02 - Fall	\$0.00	\$0.00	\$0.00	\$0.00
100-000-441.03 - Spring	\$0.00	\$0.00	\$0.00	\$0.00
Total Tuition	\$0.00	\$0.00	\$0.00	\$0.00
100-000-442.01 - Graduation Fees	\$0.00	\$0.00	\$120.00	\$120.00
100-000-442.04 - Transcript Fees	\$0.00	\$0.00	\$0.00	\$0.00
100-000-442.05 - Laboratory Fees	\$0.00	\$0.00	\$0.00	\$0.00
100-000-442.09 - Public Service Income	\$0.00	\$0.00	\$0.00	\$0.00
Total Fees	\$0.00	\$0.00	\$120.00	\$120.00
TOTAL TUITION AND FEES REVENUE	\$0.00	\$0.00	\$120.00	\$120.00

100-000-460	- Rental of Facilities	\$0.00	\$0.00	\$0.00	\$0.00
100-000-469	- Other Facility Rentals (Food)	\$0.00	\$0.00	\$83.75	\$83.75
100-000-470	- Interest on Investments	\$0.00	\$0.00	\$2,635.78	\$2,635.78
100-000-489	- Restricted Fund Income (358)	\$0.00	\$0.00	\$0.00	\$0.00
100-000-499	- Other Revenue	\$0.00	\$0.00	(\$700.00)	(\$700.00)
100-000-721	Transfer from Other Funds	\$0.00	\$0.00	\$0.00	\$0.00
TOTAL OTHER SOURCES REVENUE		\$0.00	\$0.00	\$2,019.53	\$2,019.53
TOTAL EDUCATIONAL FUND REVENUE		\$0.00	\$0.00	(\$146,490.51)	(\$146,490.51)
=====					
00-400 OPERATIONS AND MAINTENANCE FUND					
200-000-410 Local Governmental Sources					
200-000-411.01	- 1990 Taxes	\$0.00	\$0.00	(\$19,089.40)	\$0.00
200-000-411.02	- 1991 Taxes	\$0.00	\$0.00	\$0.00	\$0.00
	Back Taxes	\$0.00	\$0.00	\$5.54	\$5.54
Total Local Government		\$0.00	\$0.00	(\$19,083.86)	\$5.54
200-000-420 State Governmental Sources					
200-000-427	- Replacement of Corporate Personal Property Tax	\$0.00	\$0.00	\$0.00	\$0.00
200-000-470	Interest on Investment	\$0.00	\$0.00	\$3,804.68	\$3,804.68
200-000-499	Miscellaneous Revenue	\$0.00	\$0.00	\$0.00	\$0.00
200-000	Transfer from Other Funds	\$0.00	\$0.00	\$0.00	\$0.00
TOTAL OPERATIONS AND MAINTENANCE FUND REVENUE		\$0.00	\$0.00	(\$15,279.18)	\$3,810.22
=====					
TOTAL OPERATING BUDGETED REVENUE		\$0.00	\$0.00	(\$161,769.69)	(\$161,769.69)
=====					

SPECIAL REVENUE

LIABILITY, PROTECTION, AND SETTLEMENT FUND

1200-000-410 Local Governmental Sources

1200-000-411.01 - 1990 Taxes	\$0.00	\$0.00	(\$56,424.98)	(\$56,424.98)
1200-000-411.02 - 1991 Taxes	\$0.00	\$0.00	\$0.00	\$0.00
Back Taxes	\$0.00	\$0.00	\$0.00	\$0.00
1200-000-470 Investment Income	\$0.00	\$0.00	\$1,607.31	\$1,607.31

**TOTAL LIABILITY, PROTECTION, AND
SETTLEMENT FUND REVENUE**

\$0.00	\$0.00	(\$54,817.67)	(\$54,817.67)
--------	--------	---------------	---------------

=====

AUDIT FUND

1100-000-410 Local Governmental Sources

1100-000-411.01 1990 Taxes	\$0.00	\$0.00	(\$4,906.18)	(\$4,906.18)
1100-000-411.02 - 1991 Taxes	\$0.00	\$0.00	\$0.00	\$0.00
Back Taxes	\$0.00	\$0.00	\$0.00	\$0.00
1100-000-470 - Interest on Investments	\$0.00	\$0.00	\$131.19	\$131.19

TOTAL AUDIT FUND REVENUE

\$0.00	\$0.00	(\$4,774.99)	(\$4,774.99)
--------	--------	--------------	--------------

=====

DEBT SERVICES

WORKING CASH FUND

700-000-470 Other Sources

700-000-470 - Investment Income	\$0.00	\$0.00	\$6,018.69	\$6,018.69
---------------------------------	--------	--------	------------	------------

TOTAL WORKING CASH FUND REVENUE

\$0.00	\$0.00	\$6,018.69	\$6,018.69
--------	--------	------------	------------

=====

CAPITAL PROJECTS

BUILDING BOND PROCEEDS FUND

1300-000-420 Local Governmental Sources

1300-000-429 - State Grants & Contributions	\$0.00	\$0.00	\$0.00	\$0.00
---	--------	--------	--------	--------

1300-000-430 Federal Governmental Sources

1300-000-439 - Federal Grants & Contributions	\$0.00	\$0.00	\$0.00	\$0.00
---	--------	--------	--------	--------

1300-000-470 Investment Income	\$0.00	\$0.00	\$2,284.13	\$2,284.13
--------------------------------	--------	--------	------------	------------

TOTAL BUILDING BOND PROCEEDS FUND REVENUE	\$0.00	\$0.00	\$2,284.13	\$2,284.13
---	--------	--------	------------	------------

PROTECTION, HEALTH, AND SAFETY FUND

0300-000-410 Local Governmental Sources

0300-000-411.01 - 1990 Taxes	\$0.00	\$0.00	(\$31,811.02)	(\$31,811.02)
------------------------------	--------	--------	---------------	---------------

0300-000-411.02 - 1991 Taxes	\$0.00	\$0.00	\$0.00	\$0.00
------------------------------	--------	--------	--------	--------

Back Taxes	\$0.00	\$0.00	\$9.22	\$9.22
------------	--------	--------	--------	--------

Total Local Government Sources	\$0.00	\$0.00	(\$31,801.80)	(\$31,801.80)
--------------------------------	--------	--------	---------------	---------------

0300-000-470 - Investment Income	\$0.00	\$0.00	\$492.74	\$492.74
----------------------------------	--------	--------	----------	----------

	\$0.00	\$0.00	\$492.74	\$492.74
--	--------	--------	----------	----------

TOTAL PROTECTION, HEALTH, AND SAFETY FUND REVENUE	\$0.00	\$0.00	(\$31,309.06)	(\$31,309.06)
---	--------	--------	---------------	---------------

PROPRIETARY FUNDS

BOOKSTORE


	\$0.00	\$0.00	\$17,447.60	\$17,447.60
--	--------	--------	-------------	-------------

TOTAL REVENUE


	\$0.00	\$0.00	(\$226,920.99)	(\$226,920.99)
--	--------	--------	----------------	----------------

SAUK VALLEY COMMUNITY COLLEGE

APPROVED BY



PRESIDENT



SECRETARY
8/10/10